



State of West Virginia
 Department of Administration
 Purchasing Division
 2019 Washington Street East
 Post Office Box 50130
 Charleston, WV 25305-0130

**Request for
 Quotation**

RFQ NUMBER
 7011EC08

PAGE
 1

ADDRESS CORRESPONDENCE TO ATTENTION OF:
 BUYER 33
 304-558-2402

RFQ COPY

TYPE NAME/ADDRESS HERE

Middletown Tractor Sales
 2345 Whitehall Blvd.
 Fairmont, WV 26554

RFQ COPY

DIVISION OF HIGHWAYS
 EQUIPMENT DIVISION
 ROUTE 33
 BRUSHY FORK ROAD
 BUCKHANNON, WV
 26201 304-472-1750

DATE PRINTED	TERMS OF SALE	SHIP VIA	FOB	FREIGHT TERMS
12/10/2010	Net 30 Days	Our Truck	Destination	Pre-Paid

BID OPENING DATE: 01/27/2011 BID OPENING TIME 01:30PM

LINE	QUANTITY	UOP	CAT NO	ITEM NUMBER	UNIT PRICE	AMOUNT
0001	1	EA		760-50		
<p>SKID STEER LOADER WITH ATTACHMENTS <i>See Attached.</i></p> <p>REQUEST FOR QUOTATION (RFQ) OPEN END CONTRACT</p> <p>THE WEST VIRGINIA STATE PURCHASING DIVISION FOR THE AGENCY, THE WEST VIRGINIA DIVISION OF HIGHWAYS, IS SOLICITING BIDS FOR AN OPEN END CONTRACT TO PROVIDE SKID STEER LOADER WITH ATTACHMENTS, PER THE ATTACHED SPECIFICATIONS.</p> <p>TECHNICAL QUESTIONS CONCERNING THIS SOLICITATION MUST BE SUBMITTED IN WRITING TO SHERI SLONE IN THE WEST VIRGINIA STATE PURCHASING DIVISION VIA MAIL AT THE ADDRESS IN THE BODY OF THIS RFQ, VIA FAX AT 304-558-2596, OR VIA EMAIL AT SHERI.D.SLONE@WV.GOV. DEADLINE FOR TECHNICAL QUESTIONS IS 01/06/2011 AT THE CLOSE OF BUSINESS. ANY TECHNICAL QUESTIONS RECEIVED WILL BE ANSWERED BY FORMAL ADDENDUM TO BE ISSUED BY THE PURCHASING DIVISION AFTER THE DEADLINE HAS LAPSED.</p> <p>MANDATORY PRE-BID</p> <p>A MANDATORY PRE-BID WILL BE HELD ON 01/13/2011 AT 11 AM, 2019 WASHINGTON ST. E., CHARLESTON, WV 25305. ALL INTERESTED PARTIES ARE REQUIRED TO ATTEND THIS MEETING. FAILURE TO ATTEND THE MANDATORY PRE-BID SHALL RESULT IN DISQUALIFICATION OF THE BID. NO ONE PERSON MAY</p>						

RECEIVED

2011 MAR 23 A 9:53

PURCHASING DIVISION
 STATE OF WV

SEE REVERSE SIDE FOR TERMS AND CONDITIONS

SIGNATURE <i>[Signature]</i>	TELEPHONE 304-366-4690	DATE 12 February 2011
TITLE Sales Consultant	FEIN 55-054-7175	ADDRESS CHANGES TO BE NOTED ABOVE

WHEN RESPONDING TO RFQ, INSERT NAME AND ADDRESS IN SPACE ABOVE LABELED 'VENDOR'

GENERAL TERMS & CONDITIONS REQUEST FOR QUOTATION (RFQ) AND REQUEST FOR PROPOSAL (RFP)

1. Awards will be made in the best interest of the State of West Virginia.
2. The State may accept or reject in part, or in whole, any bid.
3. Prior to any award, the apparent successful vendor must be properly registered with the Purchasing Division and have paid the required \$125 fee.
4. All services performed or goods delivered under State Purchase Order/Contracts are to be continued for the term of the Purchase Order/Contracts, contingent upon funds being appropriated by the Legislature or otherwise being made available. In the event funds are not appropriated or otherwise available for these services or goods this Purchase Order/Contract becomes void and of no effect after June 30.
5. Payment may only be made after the delivery and acceptance of goods or services.
6. Interest may be paid for late payment in accordance with the *West Virginia Code*.
7. Vendor preference will be granted upon written request in accordance with the *West Virginia Code*.
8. The State of West Virginia is exempt from federal and state taxes and will not pay or reimburse such taxes.
9. The Director of Purchasing may cancel any Purchase Order/Contract upon 30 days written notice to the seller.
10. The laws of the State of West Virginia and the *Legislative Rules* of the Purchasing Division shall govern the purchasing process.
11. Any reference to automatic renewal is hereby deleted. The Contract may be renewed only upon mutual written agreement of the parties.
12. **BANKRUPTCY:** In the event the vendor/contractor files for bankruptcy protection, the State may deem this contract null and void, and terminate such contract without further order.
13. **HIPAA BUSINESS ASSOCIATE ADDENDUM:** The West Virginia State Government HIPAA Business Associate Addendum (BAA), approved by the Attorney General, is available online at www.state.wv.us/admin/purchase/vrc/hipaa.htm and is hereby made part of the agreement. Provided that the Agency meets the definition of a Cover Entity (45 CFR §160.103) and will be disclosing Protected Health Information (45 CFR §160.103) to the vendor.
14. **CONFIDENTIALITY:** The vendor agrees that he or she will not disclose to anyone, directly or indirectly, any such personally identifiable information or other confidential information gained from the agency, unless the individual who is the subject of the information consents to the disclosure in writing or the disclosure is made pursuant to the agency's policies, procedures, and rules. Vendor further agrees to comply with the Confidentiality Policies and Information Security Accountability Requirements, set forth in <http://www.state.wv.us/admin/purchase/privacy/noticeConfidentiality.pdf>.
15. **LICENSING:** Vendors must be licensed and in good standing in accordance with any and all state and local laws and requirements by any state or local agency of West Virginia, including, but not limited to, the West Virginia Secretary of State's Office, the West Virginia Tax Department, and the West Virginia Insurance Commission. The vendor must provide all necessary releases to obtain information to enable the director or spending unit to verify that the vendor is licensed and in good standing with the above entities.
16. **ANTITRUST:** In submitting a bid to any agency for the State of West Virginia, the bidder offers and agrees that if the bid is accepted the bidder will convey, sell, assign or transfer to the State of West Virginia all rights, title and interest in and to all causes of action it may now or hereafter acquire under the antitrust laws of the United States and the State of West Virginia for price fixing and/or unreasonable restraints of trade relating to the particular commodities or services purchased or acquired by the State of West Virginia. Such assignment shall be made and become effective at the time the purchasing agency tenders the initial payment to the bidder.

I certify that this bid is made without prior understanding, agreement, or connection with any corporation, firm, limited liability company, partnership, or person or entity submitting a bid for the same material, supplies, equipment or services and is in all respects fair and without collusion or fraud. I further certify that I am authorized to sign the certification on behalf of the bidder or this bid.

INSTRUCTIONS TO BIDDERS

1. Use the quotation forms provided by the Purchasing Division. Complete all sections of the quotation form.
2. Items offered must be in compliance with the specifications. Any deviation from the specifications must be clearly indicated by the bidder. Alternates offered by the bidder as **EQUAL** to the specifications must be clearly defined. A bidder offering an alternate should attach complete specifications and literature to the bid. The Purchasing Division may waive minor deviations to specifications.
3. Unit prices shall prevail in case of discrepancy. All quotations are considered F.O.B. destination unless alternate shipping terms are clearly identified in the quotation.
4. All quotations must be delivered by the bidder to the office listed below prior to the date and time of the bid opening. Failure of the bidder to deliver the quotations on time will result in bid disqualifications: Department of Administration, Purchasing Division, 2019 Washington Street East, P.O. Box 50130, Charleston, WV 25305-0130
5. Communication during the solicitation, bid, evaluation or award periods, except through the Purchasing Division, is strictly prohibited (W.Va. C.S.R. §148-1-6.6).



State of West Virginia
 Department of Administration
 Purchasing Division
 2019 Washington Street East
 Post Office Box 50130
 Charleston, WV 25305-0130

Request for Quotation

RFQ NUMBER
 7011EC08

PAGE
 2

ADDRESS CORRESPONDENCE TO ATTENTION OF
 BUYER 33
 304-558-2402

VENDOR

RFQ COPY
 TYPE NAME/ADDRESS HERE
 Middletown Tractor Sales
 2345 Whitehall Blvd.
 Fairmont, WV 26554

SHIP TO

DIVISION OF HIGHWAYS
 EQUIPMENT DIVISION
 ROUTE 33
 BRUSHY FORK ROAD
 BUCKHANNON, WV
 26201 304-472-1750

DATE PRINTED	TERMS OF SALE	SHIP VIA	FOB	FREIGHT TERMS
12/10/2010	Net 30 Days	Our Truck	Destination	Pre-Paid

BID OPENING DATE: 01/27/2011 BID OPENING TIME 01:30PM

LINE	QUANTITY	UOP	CAT NO	ITEM NUMBER	UNIT PRICE	AMOUNT
------	----------	-----	--------	-------------	------------	--------

REPRESENT MORE THAN ONE BIDDER.

AN ATTENDANCE SHEET WILL BE MADE AVAILABLE FOR ALL POTENTIAL BIDDERS TO COMPLETE. THIS WILL SERVE AS THE OFFICIAL DOCUMENT VERIFYING ATTENDANCE AT THE MANDATORY PRE-BID. FAILURE TO PROVIDE YOUR COMPANY AND REPRESENTATIVE NAME ON THE ATTENDANCE SHEET WILL RESULT IN DISQUALIFICATION OF THE BID. THE STATE WILL NOT ACCEPT ANY OTHER DOCUMENTATION TO VERIFY ATTENDANCE. THE BIDDER IS RESPONSIBLE FOR ENSURING THEY HAVE COMPLETED THE INFORMATION REQUIRED ON THE ATTENDANCE SHEET. THE PURCHASING DIVISION AND THE STATE AGENCY WILL NOT ASSUME ANY RESPONSIBILITY FOR A BIDDER-S FAILURE TO COMPLETE THE PRE-BID ATTENDANCE SHEET. IN ADDITION, WE REQUEST THAT ALL POTENTIAL BIDDERS INCLUDE THEIR E-MAIL ADDRESS AND FAX NUMBER.

ALL POTENTIAL BIDDERS ARE REQUESTED TO ARRIVE PRIOR TO THE STARTING TIME FOR THE PRE-BID. BIDDERS WHO ARRIVE LATE, BUT PRIOR TO THE DISMISSAL OF THE TECHNICAL PORTION OF THE PRE-BID WILL BE PERMITTED TO SIGN IN. BIDDERS WHO ARRIVE AFTER CONCLUSION OF THE TECHNICAL PORTION OF THE PRE-BID, BUT DURING ANY SUBSEQUENT PART OF THE PRE-BID WILL NOT BE PERMITTED TO SIGN THE ATTENDANCE SHEET.

EXHIBIT 10

REQUISITION NO.: 7011EC08...

ADDENDUM ACKNOWLEDGEMENT

I HEREBY ACKNOWLEDGE RECEIPT OF THE FOLLOWING CHECKED ADDENDUM(S) AND HAVE MADE THE NECESSARY REVISIONS TO MY PROPOSAL, PLANS AND/OR SPECIFICATION, ETC.

SEE REVERSE SIDE FOR TERMS AND CONDITIONS

SIGNATURE 	TELEPHONE 304-366-4690	DATE 12 February 2011
TITLE Sales Consultant	FEIN 55-054-7175	ADDRESS CHANGES TO BE NOTED ABOVE

WHEN RESPONDING TO RFQ, INSERT NAME AND ADDRESS IN SPACE ABOVE LABELED 'VENDOR'



State of West Virginia
 Department of Administration
 Purchasing Division
 2019 Washington Street East
 Post Office Box 50130
 Charleston, WV 25305-0130

Request for Quotation

RFQ NUMBER
 7011EC08

PAGE
 3

ADDRESS CORRESPONDENCE TO ATTENTION OF
 BUYER 33
 304-558-2402

RFQ COPY

TYPE NAME/ADDRESS HERE

Middletown Tractor Sales
 2345 Whitehall Blvd
 Fairmont, WV 26554

DIVISION OF HIGHWAYS

EQUIPMENT DIVISION

ROUTE 33

BRUSHY FORK ROAD


BUCKHANNON, WV

26201

304-472-1750

DATE PRINTED	TERMS OF SALE	SHIP VIA	FOB	FREIGHT TERMS
12/10/2010	Net 30 Days	Our Truck	Destination	Pre-Paid

BID OPENING DATE: 01/27/2011 BID OPENING TIME 01:30PM

LINE	QUANTITY	UOP	CAT NO	ITEM NUMBER	UNIT PRICE	AMOUNT
ADDENDUM NO.'S:						
NO. 1	Yes			NO. 6	YES	
NO. 2	Yes			NO. 7	YES	
NO. 3	Yes			NO. 8	YES	
NO. 4	Yes			NO. 9	YES	
NO. 5	Yes					
<p>I UNDERSTAND THAT FAILURE TO CONFIRM THE RECEIPT OF THE ADDENDUM(S) MAY BE CAUSE FOR REJECTION OF BIDS.</p> <p>VENDOR MUST CLEARLY UNDERSTAND THAT ANY VERBAL REPRESENTATION MADE OR ASSUMED TO BE MADE DURING ANY ORAL DISCUSSION HELD BETWEEN VENDOR'S REPRESENTATIVES AND ANY STATE PERSONNEL IS NOT BINDING. ONLY THE INFORMATION ISSUED IN WRITING AND ADDED TO THE SPECIFICATIONS BY AN OFFICIAL ADDENDUM IS BINDING.</p> <p style="text-align: center;">  SIGNATURE ... Middletown Tractor Sales ... COMPANY 12 February 2011 DATE </p>						
NOTE: THIS ADDENDUM ACKNOWLEDGEMENT SHOULD BE SUBMITTED WITH THE BID.						

SEE REVERSE SIDE FOR TERMS AND CONDITIONS		
SIGNATURE 	TELEPHONE 304-366-4690	DATE 12 February 2011
TITLE Sales Consultant	PEIN 55-054-7175	ADDRESS CHANGES TO BE NOTED ABOVE

WHEN RESPONDING TO RFQ, INSERT NAME AND ADDRESS IN SPACE ABOVE LABELED 'VENDOR'



State of West Virginia
 Department of Administration
 Purchasing Division
 2019 Washington Street East
 Post Office Box 50130
 Charleston, WV 25305-0130

Request for Quotation

RFQ NUMBER
 7011EC08

PAGE
 4

ADDRESS CORRESPONDENCE TO ATTENTION OF
 BUYER 33
 304-558-2402

VENDOR
 RFQ COPY
 TYPE NAME/ADDRESS HERE
 Middletown Tractor Sales
 2345 Whitehall Blvd.
 Fairmont, WV 26554

SHIP TO
 DIVISION OF HIGHWAYS
 EQUIPMENT DIVISION
 ROUTE 33
 BRUSHY FORK ROAD
 BUCKHANNON, WV
 26201 304-472-1750

DATE PRINTED	TERMS OF SALE	SHIP VIA	FOB	FREIGHT TERMS
12/10/2010	Net 30 Days	Our Truck	Destination	Pre-Paid

BID OPENING DATE: 01/27/2011 BID OPENING TIME 01:30PM

LINE	QUANTITY	UQP	CAT NO	ITEM NUMBER	UNIT PRICE	AMOUNT
<p>REV. 09/21/2009</p> <p>EXHIBIT 2</p> <p>LIFE OF CONTRACT: THIS CONTRACT BECOMES EFFECTIVE ON AND EXTENDS FOR A PERIOD OF ONE (1) YEAR OR UNTIL SUCH "REASONABLE TIME" THEREAFTER AS IS NECESSARY TO OBTAIN A NEW CONTRACT OR RENEW THE ORIGINAL CONTRACT. THE "REASONABLE TIME" PERIOD SHALL NOT EXCEED TWELVE (12) MONTHS. DURING THIS "REASONABLE TIME" THE VENDOR MAY TERMINATE THIS CONTRACT FOR ANY REASON UPON GIVING THE DIRECTOR OF PURCHASING THIRTY (30) DAYS WRITTEN NOTICE.</p> <p>UNLESS SPECIFIC PROVISIONS ARE STIPULATED IN THIS CONTRACT DOCUMENT, THE TERMS, CONDITIONS, AND PRICING SET HEREIN ARE FIRM FOR THE LIFE OF THE CONTRACT.</p> <p>RENEWAL: THIS CONTRACT MAY BE RENEWED UPON THE MUTUAL WRITTEN CONSENT OF THE SPENDING UNIT AND VENDOR, SUBMITTED TO THE DIRECTOR OF PURCHASING THIRTY (30) DAYS PRIOR TO THE EXPIRATION DATE. SUCH RENEWAL SHALL BE IN ACCORDANCE WITH THE TERMS AND CONDITIONS OF THE ORIGINAL CONTRACT AND SHALL BE LIMITED TO TWO (2) ONE (1) YEAR PERIODS.</p> <p>CANCELLATION: THE DIRECTOR OF PURCHASING RESERVES THE RIGHT TO CANCEL THIS CONTRACT IMMEDIATELY UPON WRITTEN NOTICE TO THE VENDOR IF THE COMMODITIES AND/OR SERVICES SUPPLIED ARE OF AN INFERIOR QUALITY OR DO NOT CONFORM WITH THE SPECIFICATIONS OF THE BID AND CONTRACT HEREIN.</p> <p>OPEN MARKET CLAUSE: THE DIRECTOR OF PURCHASING MAY AUTHORIZE A SPENDING UNIT TO PURCHASE ON THE OPEN</p>						

SEE REVERSE SIDE FOR TERMS AND CONDITIONS

SIGNATURE	TELEPHONE	DATE
<i>[Signature]</i>	304-366-4690	12 February 2011
TITLE	PEIN	ADDRESS CHANGES TO BE NOTED ABOVE
Sales Consultant	55-054-7175	

WHEN RESPONDING TO RFQ, INSERT NAME AND ADDRESS IN SPACE ABOVE LABELED 'VENDOR'



State of West Virginia
 Department of Administration
 Purchasing Division
 2019 Washington Street East
 Post Office Box 50130
 Charleston, WV 25305-0130

Request for Quotation

RFQ NUMBER:
 7011EC08

PAGE
 5

ADDRESS CORRESPONDENCE TO ATTENTION OF:
 BUYER 33
 304-558-2402

PROPERTY

RFQ COPY
 TYPE NAME/ADDRESS HERE

Middletown Tractor Sales
 2345 Whitehall Blvd.
 Fairmont, WV 26554

SHIP TO

DIVISION OF HIGHWAYS
 EQUIPMENT DIVISION
 ROUTE 33
 BRUSHY FORK ROAD
 BUCKHANNON, WV
 26201 304-472-1750

DATE PRINTED	TERMS OF SALE	SHIP VIA	F.O.B.	FREIGHT TERMS
12/10/2010	Net 30 Days	Our Truck	Destination	Pre-Paid

BID OPENING DATE: 01/27/2011 BID OPENING TIME 01:30PM

LINE	QUANTITY	UOP	CAT NO.	ITEM NUMBER	UNIT PRICE	AMOUNT
<p>MARKET, WITHOUT THE FILING OF A REQUISITION OR COST ESTIMATE, ITEMS SPECIFIED ON THIS CONTRACT FOR IMMEDIATE DELIVERY IN EMERGENCIES DUE TO UNFORESEEN CAUSES (INCLUDING BUT NOT LIMITED TO DELAYS IN TRANSPORTATION OR AN UNANTICIPATED INCREASE IN THE VOLUME OF WORK).</p> <p>QUANTITIES: QUANTITIES LISTED IN THE REQUISITION ARE APPROXIMATIONS ONLY, BASED ON ESTIMATES SUPPLIES BY THE STATE SPENDING UNIT. IT IS UNDERSTOOD AND AGREED THAT THE CONTRACT SHALL COVER THE QUANTITIES ACTUALLY ORDERED FOR DELIVERY DURING THE TERM OF CONTRACT, WHETHER MORE OR LESS THAN THE QUANTITIES SHOWN.</p> <p>ORDERING PROCEDURE: SPENDING UNIT(S) SHALL ISSUE A WRITTEN EQUIPMENT CONTRACT ORDER (FORM NUMBER WV-35) FOR COMMODITIES COVERED BY THIS CONTRACT. THE ORIGINAL WV-35 MUST BE SENT TO THE PURCHASING DIVISION OF THE DEPARTMENT OF ADMINISTRATION. AFTER APPROVAL AND ENCUMBRANCE, ONE COPY OF THE PURCHASE ORDER WILL BE RETURNED TO THE SPENDING UNIT AND ONE COPY FORWARDED TO THE VENDOR AS AUTHORIZATION FOR SHIPMENT. NO ORDER IS VALID UNLESS APPROVED AND ENCUMBERED BY THE PURCHASING DIVISION.</p> <p>BANKRUPTCY: IN THE EVENT THE VENDOR/CONTRACTOR FILES FOR BANKRUPTCY PROTECTION, THE STATE MAY DEEM THE CONTRACT NULL AND VOID, AND TERMINATE SUCH CONTRACT WITHOUT FUTHER ORDER.</p> <p>REV. 5/2009</p> <p>EXHIBIT 4</p> <p>LOCAL GOVERNMENT BODIES: UNLESS THE VENDOR INDICATES IN THE BID HIS REFUSAL TO EXTEND THE PRICES, TERMS,</p>						

SEE REVERSE SIDE FOR TERMS AND CONDITIONS

SIGNATURE <i>[Signature]</i>	TELEPHONE 304-366-4690	DATE 12 February 2011
TITLE Sales Consultant	EBIN 55-054-7175	ADDRESS CHANGES TO BE NOTED ABOVE

WHEN RESPONDING TO RFQ, INSERT NAME AND ADDRESS IN SPACE ABOVE LABELED 'VENDOR'



State of West Virginia
 Department of Administration
 Purchasing Division
 2019 Washington Street East
 Post Office Box 50130
 Charleston, WV 25305-0130

Request for Quotation

RFQ NUMBER
 7011EC08

PAGE
 6

ADDRESS CORRESPONDENCE TO ATTENTION OF
 BUYER 33
 304-558-2402

RFQ COPY
 TYPE NAME/ADDRESS HERE

Middletown Tractor Sales
 2345 Whitehall Blvd.
 Fairmont, WV 26554

DIVISION OF HIGHWAYS
 EQUIPMENT DIVISION
 ROUTE 33
 BRUSHY FORK ROAD
 BUCKHANNON, WV
 26201 304-472-1750

DATE PRINTED	TERMS OF SALE	SHIP VIA	FOB	FREIGHT TERMS
12/10/2010	Net 30 Days	Our Truck	Destination	Pre-Paid

BID OPENING DATE: 01/27/2011 BID OPENING TIME 01:30PM

LINE	QUANTITY	UOP	QTY NO	ITEM NUMBER	UNIT PRICE	AMOUNT
<p>AND CONDITIONS OF THE BID TO COUNTY, SCHOOL, MUNICIPAL AND OTHER LOCAL GOVERNMENT BODIES, THE BID SHALL EXTEND TO POLITICAL SUBDIVISIONS OF THE STATE OF WEST VIRGINIA. IF THE VENDOR DOES NOT WISH TO EXTEND THE PRICES, TERMS, AND CONDITIONS OF THE BID TO ALL POLITICAL SUBDIVISIONS OF THE STATE, THE VENDOR MUST CLEARLY INDICATE SUCH REFUSAL IN HIS BID. SUCH REFUSAL SHALL NOT PREJUDICE THE AWARD OF THIS CONTRACT IN ANY MANNER.</p> <p>REV. 3/88</p> <p style="text-align: center;">NOTICE</p> <p>A SIGNED BID MUST BE SUBMITTED TO:</p> <p style="text-align: center;">DEPARTMENT OF ADMINISTRATION PURCHASING DIVISION BUILDING 15 2019 WASHINGTON STREET, EAST CHARLESTON, WV 25305-0130</p> <p>THE BID SHOULD CONTAIN THIS INFORMATION ON THE FACE OF THE ENVELOPE OR THE BID MAY NOT BE CONSIDERED:</p> <p>SEALED BID</p> <p>BUYER: SHERI SLONE - FILE 33</p> <p>RFQ. NO.: 7011EC08</p>						

SEE REVERSE SIDE FOR TERMS AND CONDITIONS

SIGNATURE <i>[Signature]</i>	TELEPHONE 304-366-4690	DATE 12 February 2011
TITLE Sales Consultant	FEIN 55-054-7175	ADDRESS CHANGES TO BE NOTED ABOVE

WHEN RESPONDING TO RFQ, INSERT NAME AND ADDRESS IN SPACE ABOVE LABELED 'VENDOR'

WEST VIRGINIA DEPARTMENT OF TRANSPORTATION
DIVISION OF HIGHWAYS
EQUIPMENT DIVISION

BIDDER'S EVALUATION REPORT

PROCUREMENT SPECIFICATIONS FOR OPEN END CONTRACT
NO. 351-2-G

SKID STEER LOADER WITH ATTACHMENTS

NOTE TO BIDDER: Procurement Specification No. 351-2-G, Paragraph 2.0 recommends the completion and submittal of this Report with your bid. Purpose of this Report is to enable the West Virginia Division of Highways Evaluation Committee to make full and fair evaluation of the bid. Addendums in order, along with a summary of exception as a separate attachment, should be with Bidder's Evaluation Report.
FAILURE TO SUBMIT THIS REPORT, COMPLETE IN ITS ENTIRETY, MAY SUBJECT THE BIDDER TO DISQUALIFICATION.

Reference Requisition No.: 7011EC08

Bidder's Name: Middletown Tractor Sales

Address: 2345 Whitehall Blvd., Fairmont, WV 26554

Telephone Number: 304-366-4690

Years Bidder has been registered to do business with the State of West Virginia: 38 YRS.

Years Company has been an authorized dealer for proposed unit: 38 YRS.

X3.2 Have you complied with all mandatory specifications? YES NO

X4.2 DELIVERY:

X4.2.1 Delivery date of completed representative unit: 90 Calendar Days After
Receipt of Purchase Agreement

X4.2.2 Delivery date of balance of completed units: 120 Calendar Days After Receipt of
Purchase Agreement

X5.0 AWARD CRITERIA;

X5.1 Price for loader only:

\$34,169.28 per unit

Price for one (1) loader with one (1) of each of the attachments:

\$355,566.75

X6.0 SPECIFICATIONS - GENERAL

X6.1 Manufacturer, model, series, and date of manufacture of proposed unit:

John Deere 326D Current Production 2011

Is descriptive literature, fully describing proposed unit attached to your bid? YES NO

If not, why? _____

X6.2 Will the required number of service manuals, and complete parts list be delivered to the Equipment Division at Buckhannon upon completion of delivery of total units?

YES NO

Will the required Equipment Preventive Maintenance Form (Section X6.2 of Bidders Evaluation Report) be provided upon inspection of the pilot unit?

YES NO

X6.2
2-10-00

EQUIPMENT PREVENTATIVE MAINTENANCE QUESTIONNAIRE

THIS FORM MUST BE COMPLETED IN ITS ENTIRETY BY SUCCESSFUL BIDDER OR MANUFACTURER'S TECHNICAL REPRESENTATIVE PRIOR TO DELIVERY OF PILOT MODEL TO THE WVDOH.

DESCRIPTION: _____ MAKE: _____

MODEL: _____ YEAR: _____ PURCHASE AMOUNT: _____

ENGINE: MAKE: _____ MODEL: _____ FUEL TYPE: _____

HORSEPOWER: _____ CYLINDER: _____ ENGINE SERIAL: _____

COOLING SYSTEM CAPACITY: _____

BELTS:	DESCRIPTION:	PART NUMBERS:
	_____	_____
	_____	_____

GVW: _____ AXLE CAPACITY: FRONT: _____ REAR: _____

TIRES: FRONT MAKE & SIZE: _____

REAR MAKE & SIZE: _____

DIMENSIONS OF UNIT: LENGTH: _____ WIDTH: _____ LENGTH: _____

VENDOR CONTACT PERSON: _____ PHONE: _____

PARTS:

BATTERY MAKE: _____ MODEL: _____ CCA: _____

TOP OR SIDE POST: _____ DIMENSIONS: LENGTH _____ WIDTH _____ HEIGHT _____

SPARK PLUGS OR FUEL INJECTORS MAKE: _____ PART # _____

FUEL PUMP OR INJECTION PUMP MAKE: _____ MODEL: _____

ALTERNATOR MAKE: _____ PART #: _____

STARTER MAKE: _____ PART #: _____

TURBO CHARGER MAKE: _____ PART #: _____

TRANS. MAKE: _____ MODEL: _____ AUTO/MANUAL: _____

HYDRAULIC PUMP MAKE: _____ MODEL: _____

FILTERS	MAKE	PART NO.	LUBRICANT	MANUFACTURER TYPE
OIL	_____	_____	ENGINE	_____
AIR INNER	_____	_____	TRANSMISSION	_____
AIR OUTER	_____	_____	POWER STEERING	_____
FUEL PRIMARY	_____	_____	HYDRAULIC	_____
FUEL SECONDARY	_____	_____	DIFFERENTIALS	_____
COOLANT	_____	_____	BRAKE FLUID	_____
HYDRAULIC	_____	_____	COOLANT	_____
OTHER	_____	_____	OTHER	_____

83

X6.3 TRAINING:

Will training seminar be conducted on Preventive Maintenance, Operator and Mechanic Training
 YES NO

Will you conduct training with each purchase order against this open end contract?
 YES NO

Will training be conducted within 2 working days from the delivery of the pilot unit on the individual purchase order?
 YES NO

If NO, explain time frame _____

Will an Operator's Manual be furnished directly to Training Academy prior to the delivery of the pilot?
 YES NO

X6.4 If you are the successful vendor, will you furnish all training aids, i.e., videos, projectors, required in conducting the training?
 YES NO

X6.4.1 Will all manuals, booklets, etc. explaining preventive maintenance, operator procedures, and service schedule be delivered with each unit?
 YES NO
 If NO, explain _____

X6.5 WARRANTY AND SERVICE POLICY

Will the warranty and service you provide comply with all areas as stated in Section 6.5 of specifications
 YES NO

Is warranty literature attached?
 YES NO

Is a minimum two (2) year bumper to bumper basic parts and labor warranty excluding abuse and normal wear items included?
 YES NO

Describe:

Refer to attached copy of John Deere Warranty.

X6.5 WARRANTY AND SERVICE POLICY QUESTIONNAIRE

THIS FORM MUST BE COMPLETED IN ITS ENTIRETY AND SUBMITTED WITH YOUR BID.

(If additional lines are needed, make copies of form.)

1. Define the terms of the standard warranty. If not offered, so state. (Attach copy)

2-Year bumper to bumper per requested and per bid specifications.

Refer to attached copy of John Deere warranty statement.

2. Define warranty service to be performed at DOH facilities and warranty service to be performed at manufacturer's representative facility. List name and location of manufacturer's representative.

As stated in John Deere's Warranty Policy all warranties are to be performed at a certified John Deere Dealership but with the mutual consent of the DOH and Middletown

Tractor some warranty work can be performed in field, transportation and/or travel time not

3. List locations for parts inventories that are within the State of West Virginia. Also, list availability levels, if known.

Middletown Tractor Sales 2345 Whitehall Blvd. Fairmont, WV 26554

Leslie Equipment, Fairmont, Beaver, Norton, St. Albans, Cowen WV

Bridgeport Equipment Pennsboro and Huntington WV

4. During the term of warranty, list the guarantee discount to manufacturer's published list price for parts that bidder will sell the parts to owner.

- A. Terms: Net 30 Manufacturer's published list price less: 5 % discount
- B. Terms: Net 60 Manufacturer's published list price less: 0 % discount
- C. Terms: Net 90 Manufacturer's published list price less: 0 % discount

5. During the term of warranty, will all manufacturers or engineering improvements be submitted to Division of Highways? X YES NO

6. During the term of warranty, list the guaranteed rates charged for repair to the unit.

A. Shop Rate \$ 65.00 per mechanic hour

B. Travel Time Charge \$ 70.00 per mechanic hour
(Specify if one-way) X ; port to port X

C. Mileage Charge \$ 0 per vehicle mile
(Specify if one-way) X ; port to port X

D. Field Mechanic Rate \$ 70.00 per mechanic hour

E. Specify period of time that prices are in effect: 2/1/2011-1/31/2012

F. Surcharge for miscellaneous items: 0 %

X6.6 EVALUATION COMMITTEE REQUIREMENTS

Is all component specifications, product literature, component models provided for Evaluation Committee bid determination? YES NO

X6.7 Will all parts, equipment, accessories, material, design and performance characteristics not specified herein, but which are necessary to provide a complete unit, be furnished with the unit and conform in strength, quality of material, and quality of workmanship to those which are advertised and provided to the market in general by the unit industry?

YES NO

X6.7.1 Are all parts and accessories adequate and regularly supplied as standard to be included except those which may be duplications of specifications herein, and except these by specification are not to be furnished?

YES NO

X6.7.2 Are all standard safety features that are required by Federal and State statutes of law included?

YES NO

X7.0 SPECIFICATIONS OF THE QUOTED UNIT

The bidder should complete the following schedule in order for the Division to compare the actual bid unit to the specifications. Should the bidder except a requirement, then such exception may be only on the basis that such feature is not offered by the manufacturer. The Division will have the sole discretion as to whether the bidder's substitution meets the requirements of the specifications.

Manufacturer: John Deere Model: 326D

Will the unit be completely assembled, adjusted with all equipment including standard and extra equipment installed and ready for continuous operation YES NO

Are all parts not specifically mentioned which are necessary for the unit to be complete and ready for operation or which are normally furnished as standard equipment be included? YES NO

X8.1 Operating weight of skid steer unit: 8,125 lbs.

X8.2 Wheelbase: 48 inches

X8.3 Diesel Engine:

X8.3.1 Horsepower (Net): 70 HPX8.3.2 Is engine pre-heat system provided YES NOX8.3.3 Is manufacturer's recommended fuel filter with water separator provided? YES NOManufacturer: John DeereX8.3.4 Is unit equipped with automatic engine shutdown for low oil pressure and engine/hydraulic temperature YES NOX8.3.5 Dry type air filtration with primary and secondary elements YES NO

X8.4 Hydraulic System:

X8.4.1 Auxiliary hydraulics: 21 GPMX8.4.2 Does unit have high flow hydraulic system YES NOGPM: 33X8.4.3 Filtration: 3 micronX8.4.4 Adequately sized hydraulic reservoir for the prime mover as well as any and all attachments YES NOIs gallons label and sight gauge included YES NOX8.4.5 Are hydraulic hoses cordova wrapped for operator protection YES NOX8.4.6 Are auxiliary front hydraulics with couplers provided with easy access with controls at operator station YES NO

X8.5 Electrical System:

X8.5.1 Manufacturers heavy duty 12 volt system YES NO Manufacturer: John DeereX8.5.2 Alternator: 70 ampsX8.5.3 Battery manufacturers heavy duty maintenance free 12 volt YES NO CCA: 925X8.5.4 Work lights, dual front halogen; at least one rear halogen YES NO

X8.6 Instrumentation: Audible and/or lighted warnings YES NO

X8.6.1 Fuel level YES NO

X8.6.2 Battery voltage YES NO

X8.6.3 Engine coolant temperature YES NO

X8.6.4 Transmission charge pressure YES NO "DELETE" Addendum #5

X8.6.5 Hydraulic oil temperature YES NO

X8.6.6 Engine oil pressure YES NO

X8.6.7 Engine air cleaner restriction YES NO

X8.6.8 Park brake reminder YES NO

X8.6.9 Seat belt reminder YES NO

X8.7 Tires:

X8.7.1 Manufacturers standard pneumatic lug tires with 12 ply rating YES NO

"10 Ply Rating"

Manufacturer: Goodyear

X8.8 Safety:

X8.8.1 Backup alarm (OSHA approved) YES NO

X8.8.2 Certified ROPS and FOPS YES NO

X8.8.3 Parking brake manufacturers standard YES NO

X8.8.4 All manufacturers safety related decals and safe operation recommendations affixed to each unit upon delivery YES NO

X8.8.5 Rear view mirror YES NO

X8.8.6 Equipped with rear window emergency escape YES NO

X8.8.7 Low profile strobe light mounted for 360° visibility YES NO

Manufacturer/Model: ECCO 6975A

X8.8.8 Front and rear emergency flashers YES NO

X8.8.9 Fire extinguisher bracket YES NO

X8.9 Accessories:

X8.9.1 Quick-Tatch 2 level attachment mounting design compatible with 90% of BobCat, New Holland, John Deere, and Case attachments YES NO

X8.9.2 Rear counterweights provided to adequately balance unit with heaviest attachment mounted YES NO

X8.9.3 Vinyl suspension seat with automotive type seat belt YES NO

X8.9.4 Cab-all-weather enclosure with sliding side glasses YES NO

X8.9.5 Front door with wiper, washer YES NO

X8.9.6 Does unit have manufacturers heater/defroster/with air conditioner YES NO

X8.9.7 Is unit hydrostatic all wheel drive YES NO

X8.9.8 Integral belly plate YES NO

X8.10 Paint:

X8.10.1 Describe manufacturers recommended paint preparation and color: Prep and clean after final assembly, power coat base with powder coat finish. John Deere Yellow.

X9.0 Attachments with attachment control kit:

X9.1 Are all attachments mounted on a quick-change mechanism YES NO

X9.2 Backhoe operation possible with the lift arms in the down position YES NO

X9.3 Is a single control unit provided which will control all available attachments YES NO

X9.4 Are you supplying all attachments as listed in the specifications: YES NO

X9.4.1 Does the AUGER you are providing meet or exceed the specification? YES NO

X Manufacturer: FFC - PALADIN BRANDS

	MODEL: X1475	MODEL: X1975
Auger	\$ 1,320.54	\$ 1,446.98
BITS - HEX:		
6" X 50" Head	\$ 126.44	\$ 126.44
12" x 50" Head	\$ 213.19	\$ 213.19
24" x 50" Head	\$ 425.25	\$ 425.25
SINGLE FLIGHT EXTENSIONS:		
12" Extension	\$ 136.80	\$ 136.80
24" Extension	\$ 158.40	\$ 158.40
48" Extension	\$ 198.00	\$ 198.00

TOTAL PRICE: \$ 2,578.63 \$ 2,705.07

X9.4.2 Does the BACKHOE WITH 12 INCH BUCKET you are providing meet or exceed the specification? YES NO

X Manufacturer: FFC - PALADIN

	MODEL: 509	MODEL: 511	MODEL: 609	MODEL: 611
Bucket with 12 Inch Bucket	\$ 6,757.51	\$ 7,121.61	\$ 6,682.00	\$ 6,342.00
TOTAL PRICE:	\$ <u>6,757.51</u>	\$ <u>7,121.61</u>	\$ <u>6,682.00</u>	\$ <u>6,342.00</u>

X9.4.3 Does the **BACKHOE-MINI** you are providing meet or exceed specifications? YES NO

X Manufacturer: FFC - PALADIN BRANDS

	MODEL:	MODEL:	MODEL:
	MB12	MB18	MB24
Backhoe - Mini	\$ 1,434.07	\$ 1,461.15	\$ 1,484.10
TOTAL PRICE:	\$ <u>1,434.07</u>	\$ <u>1,461.15</u>	\$ <u>1,484.10</u>

X9.4.4 Does the **BLADE - DOZER** you are providing meet or exceed specifications? YES NO

X Manufacturer: FFC - PALADIN BRANDS

	MODEL:
	DB96
Blade - Dozer	\$ 5,357.03
TOTAL PRICE:	\$ <u>5,357.03</u>

X9.4.5 Does the **BOOM - MATERIAL HANDLING** you are providing meet or exceed the specifications? YES NO

X Manufacturer: FFC - PALADIN BRANDS

	MODEL:
	12203
Boom - Material Handling	\$ 561.00

TOTAL PRICE: \$ 561.00

X9.4.6 Does the **BREAKER - HYDRAULIC** you are providing meet or exceed the specifications? YES NO

Manufacturer: CE ATTACHMENTS

	MODEL: <u>EB35</u>
Breaker - Hydraulic	\$ <u>6,487.35</u>

TOTAL PRICE: \$ 6,487.35/

X9.4.7 Does the **BROOM - ANGLE - POLY/WIRE BRISTLES - WATER KIT WITH 25 GALLON TANK** you are providing meet or exceed the specifications? YES NO

Manufacturer: CE ATTACHMENTS

	MODEL: <u>22084</u>
Broom - Angle - Poly/Wire Bristles - Std. Manual Angle	\$ <u>5,064.80</u>
Optional Water Kit with 25 Gallon Tank	\$ <u>1,097.73</u>
Optional Hydraulic Angle	\$ <u>1,027.74</u>

TOTAL PRICE: \$ 7,190.26/

X9.4.8 Does the **BROOM - GENERAL PURPOSE PICK-UP** you are providing meet or exceed the specifications? YES NO

Manufacturer: CE ATTACHMENTS

	MODEL: <u>503577</u>
Broom - General Purpose Pick-Up	\$ <u>3,774.00</u>

TOTAL PRICE: \$ 3,774.00/

X9.4.9 Does the BRUSH CUTTER you are providing meet or exceed the specifications?

YES NO

Manufacturer: FFC-Paludin

	MODEL: <u>15330</u>
Brush Cutter	\$ <u>2,808.65</u>

TOTAL PRICE: \$ 2,808.65/

X9.4.10 Does the BUCKET - BRUSH GRAPPLE you are providing meet or exceed specifications?

YES NO

Manufacturer: CE ATTACHMENTS

Manufacturer: _____

	MODEL: <u>502324</u>
Bucket - Brush Grapple	\$ <u>2,085.24</u>

TOTAL PRICE: \$ 2,085.24/

X9.4.11 Does the BUCKET - FORKED SCRAP GRAPPLE you are providing meet or exceed specifications? YES NO

Manufacturer: CE ATTACHMENTS

	MODEL: <u>500822</u>
Bucket-Forked Scrap Grapple	\$ <u>2,465.00</u>

TOTAL PRICE: \$ ~~2,465.00~~

3/21/2011
SEE addendum #9 for Full pricing!

X X9.4.12 Does the **BUCKET - GENERAL PURPOSE** you are providing meet or exceed the specifications?
 YES NO

Manufacturer: FFC - PALADIN

	MODEL: 33807	MODEL: 15116	MODEL: 15115	MODEL: 15117
Bucket - General Purpose	\$ 959. ¹¹	\$ 880. ⁰⁰	\$ 839. ⁹²	\$ 885. ⁶⁵
Optional Teeth	\$ 338. ¹⁸	\$ 401. ²⁵	\$ 338. ¹⁸	\$ 401. ²⁵
Optional Bolt on Cutting Edge	\$ 237. ⁰¹	\$ 241. ¹⁶	\$ 237. ⁰¹	\$ 241. ¹⁶
Optional Bolt on Toothbar Inside Bucket Width	\$ 338. ¹⁸	\$ 401. ²⁵	\$ 338. ¹⁸	\$ 401. ²⁵

(NOTE: ADD ALL LINES FOR EVALUATION PURPOSES)

TOTAL PRICE \$ 1872.⁴⁹ \$ 1923.¹⁶ \$ 1753.²⁹ \$ 1929.³¹

X X9.4.13 Do the **BUCKETS - GENERAL PURPOSE UTILITY & LIGHT MATERIAL** meet or exceed the specifications?
 YES NO

Manufacturer: FFC - PALADIN

	MODEL (GPU): 15116GP	MODEL (LM): 15116LM	MODEL (LM): 107029LM	MODEL (LM): 11184LM
Bucket (GPU)	\$ 880. ⁰⁰			
Bucket (LM)		\$ 880. ⁰⁰	\$ 1209. ²⁹	\$ 1139. ²⁹
Optional Bolt on Cutting Edge	\$ 241. ¹⁶	\$ 241. ¹⁶	\$ 2106. ¹¹	\$ 311. ⁸⁶
Optional Bolt on Toothbar Inside Bucket Width	\$ 241. ¹⁶	241. ¹⁶	460. ¹⁵	534. ³⁰

(NOTE: ADD ALL LINES FOR EVALUATION PURPOSES)

TOTAL PRICE \$ 1362.³³ \$ 1362.³³ \$ 1935.⁵⁵ \$ 1985.⁴⁵

X9.4.14 Does the **BUCKET - HEAVY DUTY SCRAP GRAPPLE** you are providing meet or exceed the specifications? YES NO

Manufacturer: FFC - PARADIN

	MODEL: 11872-0022	MODEL: 11076-0022
Bucket - Heavy Duty Scrap Grapple	\$ 1995. ⁸⁴	\$ 2227. ¹⁸
Optional Bolt on Cutting Edge	\$ 175. ³¹	\$ 209. ⁶⁶

(NOTE: ADD ALL LINES FOR EVALUATION PURPOSES)

TOTAL PRICE: \$ 2171.²³ \$ 2436.⁸⁴

X9.4.15 Does the **BUCKET - MULTI PURPOSE** you are providing meet or exceed the specifications? YES NO

Manufacturer: FFC - PARADIN

	MODEL: 108022	MODEL: 108026
Bucket-Multi Purpose	\$ 2,100. ⁰⁰	\$ 2200. ⁰⁰
Optional Bolt on Reversible Cutting Edge	\$ 219. ²⁴	\$ 241. ⁹²
Optional Bolt on Toothbar Inside Bucket Width	\$ 364. ⁷⁷	\$ 418. ⁸²

(NOTE: ADD ALL LINES FOR EVALUATION PURPOSES)

TOTAL PRICE: \$ 2,684.⁰¹ \$ 2,860.²⁴

X9.4.16 Does the **BUCKET - ROCK** you are providing meet or exceed the specifications? YES NO

Manufacturer: FFC - PARADIN

	MODEL: 16297
Bucket - Rock	\$ 977. ²⁶

TOTAL PRICE: \$ 977.²⁶

X9.4.17 Does the COLD PLANER you are providing meet or exceed the specifications?

YES NO

Manufacturer: FFC - PIZZADIN

	MODEL:	MODEL:	MODEL:	MODEL:	MODEL:
	LAF5412	LAF5416	LAF5418	LAF5424	LAF5430
Cold Planer	\$ 7,481 ⁹¹	\$ 10,395 ⁰⁰	\$ 11,025 ⁰⁰	\$ 12,982 ⁵²	\$ 14,950 ⁰⁰

TOTAL PRICE: \$ 7,481⁹¹ \$ 10,395⁰⁰ \$ 11,025⁰⁰ \$ 12,982⁵² \$ 14,950⁰⁰

X9.4.18 Does the COLD PLANER you are providing meet or exceed the specification?

YES NO

Manufacturer: DELETE PER Addendum

	MODEL:
Cold Planer	\$

TOTAL PRICE: \$ _____

X9.4.19 Does the COLD PLANER you are providing meet or exceed the specification?

YES NO

Manufacturer: FFC - PIZZADIN

	MODEL:
	HP1000
Cold Planer	\$ 20,982 ²⁴

TOTAL PRICE: \$ 20,982²⁴

X9.4.20 -- Does the COLD PLANER you are providing meet or exceed the specification?

YES NO

Manufacturer: FFC - PALADIN

	MODEL:
	<u>LAF5436</u>
Cold Planer	\$ <u>14,850.⁰⁰</u>

TOTAL
PRICE:

\$ 14,850.⁰⁰

X9.4.21 Does the CONCRETE CLAW you are providing meet or exceed the specifications?

YES NO

Manufacturer: FFC - PALADIN

	MODEL:
	<u>10024-0022</u>
Concrete Claw	\$ <u>1,099.²²</u>

TOTAL PRICE:

\$ 1,099.²²

X9.4.22 Do the FORKS - PALLET you are providing meet or exceed the specifications?

YES NO

Manufacturer: FFC - PALADIN

	MODEL:
	<u>16870</u>
Forks - Pallet	\$ <u>701.²⁵</u>

TOTAL PRICE:

\$ 701.²⁵

X
X9.4.23 Does the **GRAPPLE - LOG FORK** you are providing meet or exceed the specifications?
 YES NO

Manufacturer: FFC - PARADIN

	MODEL: <u>2AF1142-0022</u>
Grapple-Log Fork	\$ <u>1,993.32</u>

TOTAL PRICE: \$ 1,993.32

X
X9.4.24 Does the **HITCH - THREE POINT** you are providing meet or exceed the specifications?
 YES NO

Manufacturer: FFC - PARADIN

	MODEL: <u>2AF1702-0022</u>
Hitch-Three Point	\$ <u>214.77</u>

TOTAL PRICE: \$ 214.77

X
X9.4.25 Does the **POSTMASTER WITH TILT ATTACHMENT** you are providing meet or exceed the specifications?
 YES NO

Manufacturer: FFC - PARADIN

	MODEL: <u>111487</u>
Postmaster with Tilt Attachment	\$ <u>6267.78</u>

TOTAL PRICE: \$ 6267.78

X9.4.26 Does the **POWER RAKE** you are providing meet or exceed the specifications? YES NO

Manufacturer: FFC - PALADIN

	MODEL: <u>ZAF 5690-0022</u>
Power Rake	\$ <u>4165.00</u>
Manual Angling	\$ <u>INCLUDED</u>
Hydraulic Angling	\$ <u>595.00</u>

TOTAL MANUAL ANGLING PRICE: \$ 4165.00

TOTAL HYDRAULIC ANGLING PRICE: \$ 4,760.00

X9.4.27 Does the **PREPARATOR** you are providing meet or exceed the specifications? YES NO

Manufacturer: FFC - PALADIN

	MODEL: <u>ZAF 3576-0022</u>
Preparator	\$ <u>4950.70</u>

TOTAL PRICE: \$ 4950.70

X9.4.28 Does the **ROCK WHEEL WITH 50 GALLON WATER KIT** you are providing meet or exceed the specifications? YES NO

Manufacturer: CE - ATTACHMENTS

	MODEL: <u>500972-12</u>	MODEL: <u>500972-18</u>	MODEL: <u>106875-24</u>
2.5" Rock Wheel with 50 Gallon Water Kit	\$ <u>13,010.82</u>	\$ <u>13,010.82</u>	\$ <u>11,874.16</u>

TOTAL PRICE: \$ 13,010.82 \$ 13,010.82 \$ 11,874.16

X9.4.29 Does the **ROLLER - VIBRATORY** you are providing meet or exceed the specifications?
 YES NO

Manufacturer: FFC - PALADIN

	MODEL: <u>VR66</u>	MODEL: <u>VR73</u>
Roller - Vibratory	\$ <u>Incl.</u>	\$ <u>Incl.</u>
Smooth Drum	\$ <u>5220.94</u>	\$ <u>5443.20</u>
Padded Drum	\$ <u>5575.88</u>	\$ <u>5804.95</u>

TOTAL SMOOTH DRUM: \$ 5220.94 \$ 5443.20

TOTAL PADDED DRUM: \$ 5575.88 \$ 5804.95

X9.4.30 Does the **SCARIFIER** you are providing meet or exceed the specifications?
 YES NO

Manufacturer: FFC - PALADIN

	MODEL: <u>AF 2201-0022</u>
Scarifier	\$ <u>610.34</u>

TOTAL PRICE: \$ 610.34

X9.4.31 Does the **SNOW BLADE** you are providing meet or exceed the specifications?
 YES NO

Manufacturer: FFC - PALADIN

	MODEL: <u>2AF1496-0022</u>
Snow Blade	\$ <u>2377.46</u>

TOTAL PRICE: \$ 2377.46

X9.4.32 Does the SNOW BLOWER you are providing meet or exceed the specifications? YES NO

Manufacturer: FFC - PALADIN

	MODEL: <u>110070-0022</u>	MODEL: <u>RAF67864-0022</u>
Snow Blower	\$ <u>4307.03</u>	\$ <u>6195.00</u>

TOTAL PRICE: \$ 4307.03 \$ 6195.00

X9.4.33 Does the STUMP GRINDER you are providing meet or exceed the specifications? YES NO

Manufacturer: FFC - PALADIN

	MODEL: <u>100320-20</u>	MODEL: <u>100320-40</u>	MODEL: <u>100320-60</u>
Stump Grinder	\$ <u>5249.85</u>	\$ <u>5249.85</u>	\$ <u>5249.85</u>

TOTAL PRICE: \$ 5249.85 \$ 5249.85 \$ 5249.85

X9.4.34 Does the TILLER you are providing meet or exceed the specifications? YES NO

Manufacturer: FFC - PALADIN

	MODEL: <u>100935</u>	MODEL: <u>103286</u>
Tiller	\$ <u>3108.29</u>	\$ <u>3713.28</u>

TOTAL PRICE: \$ 3108.29 \$ 3713.28

X9.4.35 Does the TREE SPADE you are providing meet or exceed the specifications? YES NO

Manufacturer: FFC - PARADIN

	MODEL:	MODEL:	MODEL:	MODEL:	MODEL:
	LAF1836	LAF 1840	LAF1842	LAF1844	LAF1848
Tree Spade	\$ 760.95	\$ 798.97	\$ 798.97	\$ 852.52	\$ 852.52

TOTAL PRICE: \$ 760.95 \$ 798.97 \$ 798.97 \$ 852.52 \$ 852.52

X9.4.36 Does the TRENCHER you are providing meet or exceed the specifications? YES NO

Manufacturer: FFC - PARADIN

	MODEL:	MODEL:	MODEL:
	89473	100270	102825HF
Trencher	\$ 2953.50	\$ 3235.87	\$ 3252.88

TOTAL PRICE: \$ 2,953.50 \$ 3,235.87 \$ 3,252.88

GRAND TOTAL FOR ALL ATTACHMENTS: \$ 321,397.47



State of West Virginia
 Department of Administration
 Purchasing Division
 2019 Washington Street East
 Post Office Box 50130
 Charleston, WV 25305-0130

Request for Quotation

RFQ NUMBER
7011EC08

PAGE
1

ADDRESS CORRESPONDENCE TO ATTENTION OF
BUYER 33 304-558-2402

VENDOR

Middletown Tractor Sales
 2245 Whitehall Blvd
 Fairmont WV 26554

SHIP TO

DIVISION OF HIGHWAYS
 EQUIPMENT DIVISION
 ROUTE 33
 BRUSHY FORK ROAD
 BUCKHANNON, WV
 26201 304-472-1750

DATE PRINTED	TERMS OF SALE	SHIP VIA	FOB	FREIGHT TERMS
12/17/2010	Net 30 Days	Our Truck	Destination	Pre-Paid

BID OPENING DATE: 01/27/2011 BID OPENING TIME 01:30PM

LINE	QUANTITY	UOP	CAT. NO.	ITEM NUMBER	UNIT PRICE	AMOUNT
ADDENDUM NO. 1						
THIS ADDENDUM IS ISSUED TO ATTACH THE FOLLOWING DOCUMENTS TO THE BID:						
1.) PURCHASING AFFIDAVIT FORM						
2.) RESIDENT VENDOR PREFERENCE FORM						
*****END ADDENDUM NO. 1*****						
0001	1	EA		760-50		
SKID STEER LOADER WITH ATTACHMENTS						
***** THIS IS THE END OF RFQ 7011EC08 ***** TOTAL:						

SEE REVERSE SIDE FOR TERMS AND CONDITIONS		
SIGNATURE 	TELEPHONE 304-366-4690	DATE 16 February 2011
TITLE Sales Consultant	FEIN 55-054-7175	ADDRESS CHANGES TO BE NOTED ABOVE

WHEN RESPONDING TO RFQ, INSERT NAME AND ADDRESS IN SPACE ABOVE LABELED 'VENDOR'

RFQ No. 7011EC08

STATE OF WEST VIRGINIA
Purchasing Division

PURCHASING AFFIDAVIT

West Virginia Code §5A-3-10a states: No contract or renewal of any contract may be awarded by the state or any of its political subdivisions to any vendor or prospective vendor when the vendor or prospective vendor or a related party to the vendor or prospective vendor is a debtor and the debt owed is an amount greater than one thousand dollars in the aggregate.

DEFINITIONS:

"Debt" means any assessment, premium, penalty, fine, tax or other amount of money owed to the state or any of its political subdivisions because of a judgment, fine, permit violation, license assessment, defaulted workers' compensation premium, penalty or other assessment presently delinquent or due and required to be paid to the state or any of its political subdivisions, including any interest or additional penalties accrued thereon.

"Debtor" means any individual, corporation, partnership, association, limited liability company or any other form or business association owing a debt to the state or any of its political subdivisions. "Political subdivision" means any county commission; municipality; county board of education; any instrumentality established by a county or municipality; any separate corporation or instrumentality established by one or more counties or municipalities, as permitted by law; or any public body charged by law with the performance of a government function or whose jurisdiction is coextensive with one or more counties or municipalities. "Related party" means a party, whether an individual, corporation, partnership, association, limited liability company or any other form or business association or other entity whatsoever, related to any vendor by blood, marriage, ownership or contract through which the party has a relationship of ownership or other interest with the vendor so that the party will actually or by effect receive or control a portion of the benefit, profit or other consideration from performance of a vendor contract with the party receiving an amount that meets or exceeds five percent of the total contract amount.

EXCEPTION: The prohibition of this section does not apply where a vendor has contested any tax administered pursuant to chapter eleven of this code, workers' compensation premium, permit fee or environmental fee or assessment and the matter has not become final or where the vendor has entered into a payment plan or agreement and the vendor is not in default of any of the provisions of such plan or agreement.

Under penalty of law for false swearing (*West Virginia Code §61-5-3*), it is hereby certified that the vendor affirms and acknowledges the information in this affidavit and is in compliance with the requirements as stated.

WITNESS THE FOLLOWING SIGNATURE:

Vendor's Name: Middletown Tractor Sales

Authorized Signature: [Signature] Date: 16 February 2011

State of WV


County of TAYLOR, to-wit:

Taken, subscribed, and sworn to before me this 16 day of FEBRUARY, 2011.

My Commission expires 9-30-, 2019.

AFFIX SEAL HERE

NOTARY PUBLIC [Signature]



VENDOR PREFERENCE CERTIFICATE

Certification and application* is hereby made for Preference in accordance with *West Virginia Code*, §5A-3-37. (Does not apply to construction contracts). *West Virginia Code*, §5A-3-37, provides an opportunity for qualifying vendors to request (at the time of bid) preference for their residency status. Such preference is an evaluation method only and will be applied only to the cost bid in accordance with the *West Virginia Code*. This certificate for application is to be used to request such preference. The Purchasing Division will make the determination of the Resident Vendor Preference, if applicable.

1. Application is made for 2.5% resident vendor preference for the reason checked:

- Bidder is an individual resident vendor and has resided continuously in West Virginia for four (4) years immediately preceding the date of this certification; **or**,
- Bidder is a partnership, association or corporation resident vendor and has maintained its headquarters or principal place of business continuously in West Virginia for four (4) years immediately preceding the date of this certification; **or** 80% of the ownership interest of Bidder is held by another individual, partnership, association or corporation resident vendor who has maintained its headquarters or principal place of business continuously in West Virginia for four (4) years immediately preceding the date of this certification; **or**,
- Bidder is a nonresident vendor which has an affiliate or subsidiary which employs a minimum of one hundred state residents and which has maintained its headquarters or principal place of business within West Virginia continuously for the four (4) years immediately preceding the date of this certification; **or**,

2. Application is made for 2.5% resident vendor preference for the reason checked:

- Bidder is a resident vendor who certifies that, during the life of the contract, on average at least 75% of the employees working on the project being bid are residents of West Virginia who have resided in the state continuously for the two years immediately preceding submission of this bid; **or**,

3. Application is made for 2.5% resident vendor preference for the reason checked:

- Bidder is a nonresident vendor employing a minimum of one hundred state residents or is a nonresident vendor with an affiliate or subsidiary which maintains its headquarters or principal place of business within West Virginia employing a minimum of one hundred state residents who certifies that, during the life of the contract, on average at least 75% of the employees or Bidder's affiliate's or subsidiary's employees are residents of West Virginia who have resided in the state continuously for the two years immediately preceding submission of this bid; **or**,

4. Application is made for 5% resident vendor preference for the reason checked:

- Bidder meets either the requirement of both subdivisions (1) and (2) or subdivision (1) and (3) as stated above; **or**,

5. Application is made for 3.5% resident vendor preference who is a veteran for the reason checked:

- Bidder is an individual resident vendor who is a veteran of the United States armed forces, the reserves or the National Guard and has resided in West Virginia continuously for the four years immediately preceding the date on which the bid is submitted; **or**,

6. Application is made for 3.5% resident vendor preference who is a veteran for the reason checked:

- Bidder is a resident vendor who is a veteran of the United States armed forces, the reserves or the National Guard, if, for purposes of producing or distributing the commodities or completing the project which is the subject of the vendor's bid and continuously over the entire term of the project, on average at least seventy-five percent of the vendor's employees are residents of West Virginia who have resided in the state continuously for the two immediately preceding years.

Bidder understands if the Secretary of Revenue determines that a Bidder receiving preference has failed to continue to meet the requirements for such preference, the Secretary may order the Director of Purchasing to: (a) reject the bid; or (b) assess a penalty against such Bidder in an amount not to exceed 5% of the bid amount and that such penalty will be paid to the contracting agency or deducted from any unpaid balance on the contract or purchase order.

By submission of this certificate, Bidder agrees to disclose any reasonably requested information to the Purchasing Division and authorizes the Department of Revenue to disclose to the Director of Purchasing appropriate information verifying that Bidder has paid the required business taxes, provided that such information does not contain the amounts of taxes paid nor any other information deemed by the Tax Commissioner to be confidential.

Under penalty of law for false swearing (West Virginia Code, §61-5-3), Bidder hereby certifies that this certificate is true and accurate in all respects; and that if a contract is issued to Bidder and if anything contained within this certificate changes during the term of the contract, Bidder will notify the Purchasing Division in writing immediately.

Bidder: Middletown Tractor Sales

Signed: 

Date: 16 February 2011

Title: Sales Consultant

*Check any combination of preference consideration(s) indicated above, which you are entitled to receive.



State of West Virginia
 Department of Administration
 Purchasing Division
 2019 Washington Street East
 Post Office Box 50130
 Charleston, WV 25305-0130

Request for Quotation

RFQ NUMBER
 7011EC08

PAGE
 1

ADDRESS CORRESPONDENCE TO ATTENTION OF
 BUYER 33
 304-558-2402

*709043751 304-366-4690
 MIDDLETOWN TRACTOR SALES
 2345 WHITEHALL BLVD
 FAIRMONT WV 26554

DIVISION OF HIGHWAYS
 EQUIPMENT DIVISION
 ROUTE 33
 BRUSHY FORK ROAD
 BUCKHANNON, WV
 26201 304-472-1750

DATE PRINTED	TERMS OF SALE	SHIP VIA	FOB	FREIGHT TERMS
01/11/2011	Net. 30 Days	Our Truck	Destination	Pre-Paid
BID OPENING DATE: 01/27/2011		BID OPENING TIME 01:30PM		

LINE	QUANTITY	UOP	CAT. NO.	ITEM NUMBER	UNIT PRICE	AMOUNT
ADDENDUM NO. 2						
THIS ADDENDUM IS ISSUED TO:						
1.) CHANGE THE MANDATORY PRE-BID MEETING DATE FROM 01/13/2011 @ 11:00 AM TO 01/20/2011 @ 11:00 AM THE MANDATORY PRE-BID MEETING LOCATION WILL REMAIN 2019 WASHINGTON STREET, EAST CHARLESTON, WV 25305.						
2.) THE BID OPENING DATE WILL REMAIN 01/27/2011 @ 1:30 PM.						
*****END ADDENDUM NO. 2*****						
0001	1	EA		760-50		
SKID STEER LOADER WITH ATTACHMENTS						

SEE REVERSE SIDE FOR TERMS AND CONDITIONS

SIGNATURE: *[Signature]* TELEPHONE: 304-366-4690 DATE: 12 February 2011

TITLE: Sales Consultant FSN: 55-054-7175 ADDRESS CHANGES TO BE NOTED ABOVE

WHEN RESPONDING TO RFQ, INSERT NAME AND ADDRESS IN SPACE ABOVE LABELED 'VENDOR'



State of West Virginia
 Department of Administration
 Purchasing Division
 2019 Washington Street East
 Post Office Box 50130
 Charleston, WV 25305-0130

Request for Quotation

RFQ NUMBER
 7011EC08

PAGE
 1

ADDRESS CORRESPONDENCE TO ATTENTION OF
 BUYER 33
 304-558-2402

*709043751 304-366-4690
 MIDDLETOWN TRACTOR SALES
 2345 WHITEHALL BLVD
 FAIRMONT WV 26554

DIVISION OF HIGHWAYS
 EQUIPMENT DIVISION
 ROUTE 33
 BRUSHY FORK ROAD
 BUCKHANNON, WV
 26201 304-472-1750

DATE PRINTED 01/26/2011	TERMS OF SALE Net 30 Days	SHIP VIA Our Truck	FOB Destination	FREIGHT TERMS Pre-Paid
----------------------------	------------------------------	-----------------------	--------------------	---------------------------

BID OPENING DATE: 02/10/2011 BID OPENING TIME 01:30PM

LINE	QUANTITY	UOP	CAT NO	ITEM NUMBER	UNIT PRICE	AMOUNT
ADDENDUM NO. 3						
THIS ADDENDUM IS ISSUED TO:						
1.) EXTEND THE BID OPENING DATE FROM 01/27/2011 AT 1:30 PM TO 02/10/2011 AT 1:30 PM						
2.) TO PROVIDE A COPY OF THE MANDATORY PRE-BID ATTENDEE LIST.						
*****END ADDENDUM NO. 3*****						
0001	1	BA		760-50		
SKID STEER LOADER WITH ATTACHMENTS						
***** THIS IS THE END OF RFQ 7011EC08 ***** TOTAL:						

SEE REVERSE SIDE FOR TERMS AND CONDITIONS

SIGNATURE 	TELEPHONE 304-366-4690	DATE 12 February 2011
TITLE Sales Consultant	FAX 55-054-7175	ADDRESS CHANGES TO BE NOTED ABOVE

WHEN RESPONDING TO RFQ, INSERT NAME AND ADDRESS IN SPACE ABOVE LABELED 'VENDOR'



State of West Virginia
 Department of Administration
 Purchasing Division
 2019 Washington Street East
 Post Office Box 50130
 Charleston, WV 25305-0130

Request for Quotation

RFQ NUMBER
7011EC08

PAGE
1

ADDRESS CORRESPONDENCE TO ATTENTION OF:
BUYER 33
304-558-2402

PURCHASER

***709043751 304-366-4690**
MIDDLETOWN TRACTOR SALES
2345 WHITEHALL BLVD

FAIRMONT WV 26554

SHIP TO

DIVISION OF HIGHWAYS
EQUIPMENT DIVISION
ROUTE 33
BRUSHY FORK ROAD
BUCKHANNON, WV
26201 304-472-1750

DATE PRINTED	TERMS OF SALE	SHIP VIA	F.O.B.	FREIGHT TERMS
02/06/2011	Net 30 Days	Our Truck	Destination	Pre-Paid

BID OPENING DATE: **02/17/2011** BID OPENING TIME **01:30PM**

LINE	QUANTITY	UOP	CAT. NO.	ITEM NUMBER	UNIT PRICE	AMOUNT
				ADDENDUM NO. 4		
				THIS ADDENDUM IS ISSUED TO CHANGE THE BID OPENING DATE FROM:		
				02/10/2011 AT 1:30 PM		
				TO		
				02/17/2011 AT 1:30 PM		
				*****END ADDENDUM NO. 4*****		
0001	1	EA		760-50		
				SKID STEER LOADER WITH ATTACHMENTS		
				***** THIS IS THE END OF RFQ 7011EC08 ***** TOTAL:		

SEE REVERSE SIDE FOR TERMS AND CONDITIONS

SIGNATURE <i>[Signature]</i>	TELEPHONE 304-366-4690	DATE 12 February 2011
TITLE Sales Consultant	FEIN 55-054-7175	ADDRESS CHANGES TO BE NOTED ABOVE

WHEN RESPONDING TO RFQ, INSERT NAME AND ADDRESS IN SPACE ABOVE LABELED 'VENDOR'



State of West Virginia
 Department of Administration
 Purchasing Division
 2019 Washington Street East
 Post Office Box 50130
 Charleston, WV 25305-0130

Request for Quotation

RFQ NUMBER:
7011EC08

PAGE:
1

ADDRESS CORRESPONDENCE TO ATTENTION OF:
**BUYER 33
 304-558-2402**

VENDOR

**RFQ COPY
 TYPE NAME/ADDRESS HERE**

Middletown Tractor Sales
 2345 Whitehall Blvd.
 Fairmont, WV 26554

SHIP TO

**DIVISION OF HIGHWAYS
 EQUIPMENT DIVISION
 ROUTE 33
 BRUSHY FORK ROAD
 BUCKHANNON, WV
 26201 304-472-1750**

DATE PRINTED	TERMS OF SALE	SHIP VIA	FOB	FREIGHT TERMS
02/07/2011	Net 30 Days	Our Truck	Destination	Pre-Paid

BID OPENING DATE: **02/17/2011** BID OPENING TIME: **01:30PM**

LINE	QUANTITY	UOP	QAT NO	ITEM NUMBER	UNIT PRICE	AMOUNT
ADDENDUM NO. 5						
THIS ADDENDUM IS ISSUED TO ADDRESS ITEMS DISCUSSED DURING MANDATORY PRE-BID MEETING AND ISSUE CHANGES PER THE ATTACHED.						
THE BID OPENING DATE REMAINS 02/17/2011 AT 1:30 PM						
*****END ADDENDUM NO. 5*****						
0001	1	EA		760-50		
SKID STEER LOADER WITH ATTACHMENTS					Refer to Pricing page	
***** THIS IS THE END OF RFQ 7011EC08 ***** TOTAL:						

SEE REVERSE SIDE FOR TERMS AND CONDITIONS

SIGNATURE <i>[Signature]</i>	TELEPHONE 304-366-4690	DATE 12 February 2011
TITLE Sales Consultant	FEIN 55-054-7175	ADDRESS CHANGES TO BE NOTED ABOVE

WHEN RESPONDING TO RFQ, INSERT NAME AND ADDRESS IN SPACE ABOVE LABELED 'VENDOR'

GENERAL TERMS & CONDITIONS REQUEST FOR QUOTATION (RFQ) AND REQUEST FOR PROPOSAL (RFP)

1. Awards will be made in the best interest of the State of West Virginia.
 2. The State may accept or reject in part, or in whole, any bid.
 3. Prior to any award, the apparent successful vendor must be properly registered with the Purchasing Division and have paid the required \$125 fee.
 4. All services performed or goods delivered under State Purchase Order/Contracts are to be continued for the term of the Purchase Order/Contracts, contingent upon funds being appropriated by the Legislature or otherwise being made available. In the event funds are not appropriated or otherwise available for these services or goods this Purchase Order/Contract becomes void and of no effect after June 30.
 5. Payment may only be made after the delivery and acceptance of goods or services.
 6. Interest may be paid for late payment in accordance with the *West Virginia Code*.
 7. Vendor preference will be granted upon written request in accordance with the *West Virginia Code*.
 8. The State of West Virginia is exempt from federal and state taxes and will not pay or reimburse such taxes.
 9. The Director of Purchasing may cancel any Purchase Order/Contract upon 30 days written notice to the seller.
 10. The laws of the State of West Virginia and the *Legislative Rules* of the Purchasing Division shall govern the purchasing process.
 11. Any reference to automatic renewal is hereby deleted. The Contract may be renewed only upon mutual written agreement of the parties.
 12. **BANKRUPTCY:** In the event the vendor/contractor files for bankruptcy protection, the State may deem this contract null and void, and terminate such contract without further order.
 13. **HIPAA BUSINESS ASSOCIATE ADDENDUM:** The West Virginia State Government HIPAA Business Associate Addendum (BAA), approved by the Attorney General, is available online at www.state.wv.us/admin/purchase/vrc/hipaa.htm and is hereby made part of the agreement. Provided that the Agency meets the definition of a Cover Entity (45 CFR §160.103) and will be disclosing Protected Health Information (45 CFR §160.103) to the vendor.
 14. **CONFIDENTIALITY:** The vendor agrees that he or she will not disclose to anyone, directly or indirectly, any such personally identifiable information or other confidential information gained from the agency, unless the individual who is the subject of the information consents to the disclosure in writing or the disclosure is made pursuant to the agency's policies, procedures, and rules. Vendor further agrees to comply with the Confidentiality Policies and Information Security Accountability Requirements, set forth in <http://www.state.wv.us/admin/purchase/privacy/noticeConfidentiality.pdf>.
 15. **LICENSING:** Vendors must be licensed and in good standing in accordance with any and all state and local laws and requirements by any state or local agency of West Virginia, including, but not limited to, the West Virginia Secretary of State's Office, the West Virginia Tax Department, and the West Virginia Insurance Commission. The vendor must provide all necessary releases to obtain information to enable the director or spending unit to verify that the vendor is licensed and in good standing with the above entities.
 16. **ANTITRUST:** In submitting a bid to any agency for the State of West Virginia, the bidder offers and agrees that if the bid is accepted the bidder will convey, sell, assign or transfer to the State of West Virginia all rights, title and interest in and to all causes of action it may now or hereafter acquire under the antitrust laws of the United States and the State of West Virginia for price fixing and/or unreasonable restraints of trade relating to the particular commodities or services purchased or acquired by the State of West Virginia. Such assignment shall be made and become effective at the time the purchasing agency tenders the initial payment to the bidder.
- I certify that this bid is made without prior understanding, agreement, or connection with any corporation, firm, limited liability company, partnership, or person or entity submitting a bid for the same material, supplies, equipment or services and is in all respects fair and without collusion or fraud. I further certify that I am authorized to sign the certification on behalf of the bidder or this bid.

INSTRUCTIONS TO BIDDERS

1. Use the quotation forms provided by the Purchasing Division. Complete all sections of the quotation form.
2. Items offered must be in compliance with the specifications. Any deviation from the specifications must be clearly indicated by the bidder. Alternates offered by the bidder as **EQUAL** to the specifications must be clearly defined. A bidder offering an alternate should attach complete specifications and literature to the bid. The Purchasing Division may waive minor deviations to specifications.
3. Unit prices shall prevail in case of discrepancy. All quotations are considered F.O.B. destination unless alternate shipping terms are clearly identified in the quotation.
4. All quotations must be delivered by the bidder to the office listed below prior to the date and time of the bid opening. Failure of the bidder to deliver the quotations on time will result in bid disqualifications: Department of Administration, Purchasing Division, 2019 Washington Street East, P.O. Box 50130, Charleston, WV 25305-0130
5. Communication during the solicitation, bid, evaluation or award periods, except through the Purchasing Division, is strictly prohibited (W.Va. C.S.R. §148-1-6.6).

PREBID ADDENDUM #5
7011EC08

OPEN END CONTRACT
SKID STEER LOADER WITH ATTACHMENTS

CHANGES TO SPECIFICATIONS:

FROM:

4.2 DELIVERY – 2nd Paragraph 2nd Sentence
Delivery is preferred within 90 calendar days after receipt of purchase agreement.

TO:

4.2 DELIVERY – 2nd Paragraph 2nd Sentence
Delivery is preferred within 120 calendar days after receipt of purchase agreement.

FROM:

4.2 DELIVERY – 3rd Paragraph
A completed pilot model for inspection must be provided within 45 calendar days after receipt of the purchase agreement by the successful vendor.

TO:

4.2 DELIVERY – 3rd Paragraph
A completed pilot model for inspection must be provided within 90 calendar days after receipt of the purchase agreement by the successful vendor,

FROM:

6.1 IDENTIFICATION OF THE UNIT BEING PROPOSED – Last Sentence
The unit specified herein and offered to be manufactured after January 1, 2010 and be clearly identified and marked with date of manufacture.

TO:

6.1 IDENTIFICATION OF THE UNIT BEING PROPOSED – Last Sentence
The unit specified herein and offered to be manufactured after January 1, 2011 and be clearly identified and marked with date of manufacture.

7011EC08

FROM:

8.3.4 Unit shall be equipped with automatic engine shutdown for low oil pressure and engine/hydraulic temperature

TO:

8.3.4 Unit shall be equipped with automatic engine shutdown for low oil pressure and engine temperature and hydraulic temperature

FROM:

8.4.4 Adequately sized hydraulic reservoir for the prime mover as well as any and all attachments. Must include gallons label and sight gauge.

TO:

8.4.4 Adequately sized hydraulic reservoir for the prime mover as well as any and all attachments. Must include gallons label and sight gauge to verify hydraulic oil level.

FROM:

8.5.4 Work lights, dual front halogen; one rear halogen minimum

TO:

8.5.4 Work lights, dual front halogen and one (1) rear halogen minimum.

DELETE:

8.6.4 Transmission charge pressure

FROM:

8.8.7 Low profile strobe light must be mounted for 360° visibility (Aero-Flash M-420 or equal)

TO:

8.8.7 Low profile strobe light must be mounted for 360° visibility – Class 1 LED beacon – Amber

7011EC08

FROM:

8.9.7 Unit shall be hydrostatic all wheel drive

TO:

8.9.7 Unit shall be hydrostatic all wheel drive. Controls should be electric over hydraulic.

FROM:

9.1 All attachments must be mounted on a quick-change mechanism. (Ref. 8.9.1)

TO:

9.1 All attachments must be mounted on a manual quick change mechanism.(Ref. 8.9.1)

FROM:

9.4 The following attachments shall be available and must be priced to award contract:

TO:

9.4 The following attachments shall be available and include all mounting hardware, wiring harness, etc. for connection. Attachments must be priced to award contract.

DELETE:

9.4.18 COLD PLANER -- HIGHFLOW

CAT PC-210 OR EQUAL

Width of Cut 40 in.

PREBID ADDENDUM #5
7011EC08

OPEN END CONTRACT
SKID STEER LOADER WITH ATTACHMENTS

CHANGES TO BIDDER'S EVALUATION REPORT:

NO CHANGE REQUIRED:

X4.2 DELIVERY

X4.2.1 Delivery date of completed representative unit: 90 Calendar Days After
Receipt of Purchase Agreement

X4.2.2 Delivery date of balance of completed units: 120 Calendar Days After
Receipt of Purchase Agreement

NO CHANGE REQUIRED:

X6.0 SPECIFICATIONS -GENERAL

X6.1 Manufacturer, model, series, and date of manufacture of proposed unit:

John Deere 326D Production Date of 2011

Is descriptive literature, fully describing proposed unit attached to your bid?
X YES NO

If not, why? _____

FROM:

X8.3.4 Is unit equipped with automatic engine shutdown for low oil pressure and
engine/hydraulic temperature YES NO

TO:

X8.3.4 Is unit equipped with automatic engine shutdown for low oil pressure and engine
temperature and hydraulic temperature X YES NO

7011EC08

FROM:

X8.4.4 Adequately sized hydraulic reservoir for the prime mover as well as any and all attachments YES NO

TO:

X8.4.4 Adequately sized hydraulic reservoir for the prime mover as well as any and all attachments YES NO

Is gallons label and sight gauge included to verify hydraulic oil level

YES NO

FROM:

X8.5.4 Work lights, dual front halogen; at least one rear halogen YES NO

TO:

X8.5.4 Work lights, dual front halogen and one (1) rear halogen YES NO

DELETE:

X8.6.4 Transmission charge pressure YES NO

FROM:

X8.8.7 Low profile strobe light mounted for 360° visibility YES NO
Manufacturer/Model: _____

TO:

X8.8.7 Low profile strobe light mounted for 360° visibility – Class 1 LED amber YES NO

Manufacturer/Model: ECCO 6975A

FROM:

X8.9.7 Is unit hydrostatic all wheel drive YES NO

TO:

X8.9.7 Is unit hydrostatic all wheel drive YES NO

Are controls electric over hydraulic YES NO

7011EC08

FROM:

X9.1 Are all attachments mounted on a quick change mechanism YES NO

TO:

X9.1 Are all attachments mounted on a manual quick change mechanism YES NO

FROM:

X9.4 Are you supplying all attachments as listed in the specifications YES NO

TO:

X9.4 Are you supplying all attachments as listed in the specifications including all mounting hardware, wiring harness etc. for connection YES NO

DELETE:

X9.4.18 Does the **COLD PLANER** you are providing meet or exceed the specification YES NO

Manufacturer: _____

Model: _____

Cold Planer Price: _____



State of West Virginia
 Department of Administration
 Purchasing Division
 2019 Washington Street East
 Post Office Box 50130
 Charleston, WV 25305-0130

Request for Quotation

RFQ NUMBER
 7011EC08

PAGE
 1

ADDRESS CORRESPONDENCE TO ATTENTION OF
 BUYER 33
 304-558-2402

VENDOR
 *709043751 304-366-4690
 MIDDLETOWN TRACTOR SALES
 2345 WHITEHALL BLVD
 FAIRMONT WV 26554

SHIP TO
 DIVISION OF HIGHWAYS
 EQUIPMENT DIVISION
 ROUTE 33
 BRUSHY FORK ROAD
 BUCKHANNON, WV
 26201 304-472-1750

DATE PRINTED 02/16/2011	TERMS OF SALE Net 30 Days	SHIP VIA Our Truck	F.O.B Destination	FREIGHT TERMS Pre-Paid
BID OPENING DATE: 02/24/2011		BID OPENING TIME 01:30PM		

LINE	QUANTITY	UOP	CAT NO	ITEM NUMBER	UNIT PRICE	AMOUNT
ADDENDUM NO. 6						
THIS ADDENDUM IS ISSUED TO EXTEND THE BID OPENING DATE FROM: 02/17/2011 AT 1:30 PM TO 02/24/2011 AT 1:30 PM						
*****END ADDENDUM NO. 6*****						
0001	1	EA		760-50		
SKID STEER LOADER WITH ATTACHMENTS				See attached multiple pricing sheets		
***** THIS IS THE END OF RFQ 7011EC08 ***** TOTAL:						

SEE REVERSE SIDE FOR TERMS AND CONDITIONS

SIGNATURE 	TELEPHONE 304-366-4690	DATE 21 March 2011
TITLE Sales Consultant	FAX 55-054-7175	ADDRESS CHANGES TO BE NOTED ABOVE

WHEN RESPONDING TO RFQ, INSERT NAME AND ADDRESS IN SPACE ABOVE LABELED 'VENDOR'



State of West Virginia
 Department of Administration
 Purchasing Division
 2019 Washington Street East
 Post Office Box 50130
 Charleston, WV 25305-0130

Request for Quotation

RFQ NUMBER
 7011EC08

PAGE
 1

ADDRESS CORRESPONDENCE TO ATTENTION OF
 BUYER 33
 804-558-2402

VENDOR

*709043751 304-366-4690
 MIDDLETOWN TRACTOR SALES
 2345 WHITEHALL BLVD
 FAIRMONT WV 26554

SHIP TO

DIVISION OF HIGHWAYS
 EQUIPMENT DIVISION
 ROUTE 33
 BRUSHY FORK ROAD
 BUCKHANNON, WV
 26201 304-472-1750

DATE PRINTED	TERMS OF SALE	SHIP VIA	F.O.B.	FREIGHT TERMS
02/23/2011	Net 30 Days	Our Truck	Destination	Pre-Paid

BID OPENING DATE: 03/10/2011 BID OPENING TIME 01:30PM

LINE	QUANTITY	UOP	CAT. NO.	ITEM NUMBER	UNIT PRICE	AMOUNT
ADDENDUM NO. 7						
THIS ADDENDUM IS ISSUED TO EXTEND THE BID OPENING DATE FROM 02/24/2011 AT 1:30 PM TO 03/10/2011 AT 1:30 PM						
*****END ADDENDUM NO. 7*****						
0001	1	EA		760-50		
SKID STEER LOADER WITH ATTACHMENTS				See multiple pricing sheets		
***** THIS IS THE END OF RFQ 7011EC08 ***** TOTAL:						

SEE REVERSE SIDE FOR TERMS AND CONDITIONS

SIGNATURE 	TELEPHONE 304-366-4690	DATE 21 March 2011
TITLE Sales Consultant	FEIN 55-054-7175	ADDRESS CHANGES TO BE NOTED ABOVE

WHEN RESPONDING TO RFQ, INSERT NAME AND ADDRESS IN SPACE ABOVE LABELED 'VENDOR'



State of West Virginia
 Department of Administration
 Purchasing Division
 2019 Washington Street East
 Post Office Box 50130
 Charleston, WV 25305-0130

Request for Quotation

RFQ NUMBER
7011EC08

PAGE
1

ADDRESS CORRESPONDENCE TO ATTENTION OF
BUYER 33 304-558-2402

*709043751 304-366-4690
 MIDDLETOWN TRACTOR SALES
 2345 WHITEHALL BLVD
 FAIRMONT WV 26554

DIVISION OF HIGHWAYS
 EQUIPMENT DIVISION
 ROUTE 33
 BRUSHY FORK ROAD
 BUCKHANNON, WV
 26201 304-472-1750

DATE PRINTED	TERMS OF SALE	SHIP VIA	F.O.B.	FREIGHT TERMS
03/07/2011	Net 30 Days	Our Truck	Destination	Pre-Paid

BID OPENING DATE: 03/23/2011 BID OPENING TIME 01:30PM

LINE	QUANTITY	UOP	CAT NO.	ITEM NUMBER	UNIT PRICE	AMOUNT
				ADDENDUM NO. 8		
				THIS ADDENDUM IS ISSUED TO EXTEND BID OPENING FROM		
				03/10/2011 @ 1:30 PM		
				TO		
				03/23/2011 @ 1:30 PM		
				*****END ADDENDUM NO. 8*****		
0001	1	EA		760-50		
				SKID STEER LOADER WITH ATTACHMENTS		
					See attached multiple pricing sheets	
				***** THIS IS THE END OF RFQ 7011EC08 *****	TOTAL:	

SEE REVERSE SIDE FOR TERMS AND CONDITIONS		
SIGNATURE 	TELEPHONE 304-366-4690	DATE 21 March 2011
TITLE Sales Consultant	FON 55-054-7175	ADDRESS CHANGES TO BE NOTED ABOVE

WHEN RESPONDING TO RFQ, INSERT NAME AND ADDRESS IN SPACE ABOVE LABELED 'VENDOR'



State of West Virginia
 Department of Administration
 Purchasing Division
 2019 Washington Street East
 Post Office Box 50130
 Charleston, WV 25305-0130

Request for Quotation

RFQ NUMBER
7011EC08

PAGE
1

ADDRESS CORRESPONDENCE TO ATTENTION OF
BUYER 33
304-558-2402

RFQ COPY

TYPE NAME/ADDRESS HERE

Middletown Tractor Sales
 2345 Whitehall Blvd.
 Fairmont, WV 26554

DIVISION OF HIGHWAYS
 EQUIPMENT DIVISION
 ROUTE 33
 BRUSHY FORK ROAD
 BUCKHANNON, WV
 26201
 304-472-1750

DATE PRINTED	TERMS OF SALE	SHIP VIA	FOB	FREIGHT TERMS
03/14/2011	Net 30 Days	Our Truck	Destination	Pre-Paid
BID OPENING DATE: 03/23/2011		BID OPENING TIME 01:30PM		

LINE	QUANTITY	UOP	QAT NO	ITEM NUMBER	UNIT PRICE	AMOUNT
ADDENDUM NO. 9						
THIS ADDENDUM IS ISSUED TO ADDRESS TECHNICAL QUESTIONS PER THE ATTACHED.						
THE BID OPENING DATE REMAINS 03/23/2011 AT 1:30 PM						
*****END ADDENDUM NO. 9*****						
0001	1	EA		760-50		
SKID STEER LOADER WITH ATTACHMENTS				Refer to attached multiple pricing sheets		
***** THIS IS THE END OF RFQ 7011EC08 ***** TOTAL :						

SEE REVERSE SIDE FOR TERMS AND CONDITIONS

SIGNATURE: *[Signature]* TELEPHONE: 304-366-4690 DATE: 21 March 2011

TITLE: Sales Consultant FEIN: 55-054-7175

ADDRESS CHANGES TO BE NOTED ABOVE

WHEN RESPONDING TO RFQ, INSERT NAME AND ADDRESS IN SPACE ABOVE LABELED 'VENDOR'

ADDENDUM #9
7011EC08

SKID STEER LOADER WITH ATTACHMENTS

RESPONSES TO STATE EQUIPMENT QUESTIONS:

X4.2.1 I wanted to be clear on the delivery. Is X4.2.1 to be 90 days and X4.2.2 to be 120 days?
RESPONSE: That is correct

5.1 Where it says Skid Steer Loader with Attachments and has the line for pricing do we put in a price for just the Skid Steer or the Skid Steer with all of the attachments?
RESPONSE: One (1) line is for the unit and the second line for unit with one (1) each of all attachments

If I make no on a non-mandatory specification do I have to enclose a Bid Exception?
RESPONSE: Yes

Section 9.4.11 is asking for pricing on 2 different Forked Scrap Grapple Buckets. The section where we fill out the pricing has only one. Please advise.

RESPONSE:

X9.4.11 Does the BUCKET – FORKED SCRAP GRAPPLE you are providing meet or exceed specifications? YES NO

Manufacturer: CE ATTACHMENTS

	MODEL: 500822	MODEL: 500807
Bucket-Forked Scrap Grapple	\$ 2,465. ⁰⁰	\$ 2,512. ⁰⁰
TOTAL PRICE:	\$ <u>2,465.⁰⁰</u>	\$ <u>2,512.⁰⁰</u>

1. 9.4.2 Says: Bucket with 12 inch bucket. Assuming Backhoe with 12 inch bucket.
RESPONSE: This is in the compliance response: yes it means backhoe.

2. 9.4.26 Do you want both the manual angle and hydraulic angle models figured in the total price.

RESPONSE: Yes

3. 9.4.29 In the pricing section you are requesting prices on both smooth drum and padded foot drum rollers. In the spec. section it does not list anything regarding padded foot rollers.

RESPONSE: The attachments are not individually discussed in the body of the section see 9.4

4. Clarification on delivery time on completed representative unit and balance of completed units.

RESPONSE: See previous response

EXCEPTION TO SPECIFICATIONS SHEET 7011EC08

NOTE: ALL MANDATORY SPECIFICATIONS, INCLUDING THE TWO YEAR WARRANTY ON SKID STEER AND ATTACHMENTS, ARE MET.

MIDDLETOWN TRACTOR SALES

X8.7.1 12 PLY TIRE RATING	THE JOHN DEERE COMES WITH AN 10 PLY RATING..	NOTE: NON-MANDATORY
X9.4.1 AUGER	OUR FLOW RANGE IS 10-25 GPM (x1475) VS. 10-30 AND 15 TO 30GPM (x1975) VS 10-40	NOTE: NON-MANDATORY
X9.4.2 BACKHOE	No Exceptions ...Bid as specified.	
X9.4.3 BACKHOE-MINI	No Exceptions ...Bid as specified.	
X9.4.4 BLADE-DOZER	No Exceptions ...Bid as specified.	
X9.4.5 BOOM-MATERIAL HANDLING	No Exceptions ...Bid as specified.	
X9.4.6 BREAKER-HYDRAULIC	900 bpm 10 gpm	
X9.4.7 BROOM-ANGLE-POLY/WIRE	No Exceptions ...Bid as specified.	
X9.4.8 BROOM-GENERAL PURPOSE PU	No Exceptions ...Bid as specified. Optional gutter brush not listed in pricing matrix-would add \$1000.	
X9.4.9 BRUSH CUTTER	No Exceptions ...Bid as specified.	
X9.4.10 BUCKET-BRUSH GRAPPLE	No Exceptions ...Bid as specified.	
X9.4.11 BUCKET-FORKED SCRAP GRAPPLE	Exceeds specs. 66" vs 63"	
X9.4.12 BUCKET--GENERAL PURPOSE	No Exceptions ...Bid as specified.	
X9.4.13 BUCKETS-G.P UTILITY & LIGHT MATER	No Exceptions ...Bid as specified.	
X9.4.14 BUCKET-HEAVY DUTY SCRAP GRAPPL	No Exceptions ...Bid as specified.	
X9.4.15 BUCKET-MULTI PURPOSE	No Exceptions ...Bid as specified.	
X9.4.16--BUCKET-ROCK	No Exceptions ...Bid as specified.	
X9.4.17 COLD PLANER	No Exceptions ...Bid as specified.	
x9.4.19 COLD PLANER	No Exceptions ...Bid as specified.	
x9.4.20 COLD PLANER	No Exceptions ...Bid as specified.	
X9.4.21 CONCRETE CLAW	No Exceptions ...Bid as specified.	
X9.4.22 PALLET FORKS	No Exceptions ...Bid as specified.	
X9.4.23 LOG FORK GRAPPLE	No Exceptions ...Bid as specified.	
X9.4.24 THREE POINT HITCH	No Exceptions ...Bid as specified.	
X9.4.25 POST MASTER	No Exceptions ...Bid as specified.	
X9.4.26 POWER RAKE	No Exceptions ...Bid as specified.	
X.9.4.27 PREPARATOR	No Exceptions ...Bid as specified.	
X9.4.28 ROCK WHEEL WITH WATER KIT	Note: Pricing not indicated on bid sheet for 12"/18"/24" 4 1/2" spacing...this would add \$37,885.00	Manufacturer only makes 25 gallon water tank
X9.4.29 VIBRATORY ROLLER	No Exceptions ...Bid as specified.	
X9.4.30 SCARIFIER	No Exceptions ...Bid as specified.	
X9.4.31 SNOW BLADE	No Exceptions ...Bid as specified.	
X9.4.32 SNOW BLOWER	No Exceptions ...Bid as specified.	
X9.4.33 STUMP GRINDER	Our unit is compatible with the SG40 and SG60. See spec sheet.	
X9.4.34 TILLER	No Exceptions ...Bid as specified.	
X9.4.35 TREE SPADE	No Exceptions ...Bid as specified.	
X9.4.36 TRENCHER	No Exceptions ...Bid as specified.	



- About Us
- Products
- Divisions
- Contact



PRODUCTS

- < ALL PRODUCTS
- < CARRIERS
- < INDUSTRIES
- < CATEGORIES

75 SERIES PLANETARY REDUCTION AUGER DRIVES

CALL PALADIN LIGHT CONSTRUCTION
 SALES AT 300-456-7100

Products > Search: x1475 > 75 Series Planetary Reduction Auger Drives



[View Larger](#)

75 Series Planetary Reduction Auger Drives



Maximum auger diameter 24", 30" or 36"

Reverse rotation for quick backout when obstructions are encountered

Hydraulic relief valve protects the units from damage when the auger hits large immovable objects

X9.4.1
OK

[Description](#) [Specs](#) [Manual](#)

X975 Planetary Drive Unit

- 6-15 GPM
- Planetary Gear Reduction Output Torque
- Maximum 1,433 lb-ft. 24"
- Maximum Auger Diameter 2" Round, 2-9/16" Round or 2" Hex
- 2 year comprehensive warranty
- 2 year warranty on planetary drive

X1475 Planetary Drive Unit

- 10-25 GPM Planetary Gear Reduction Output Torque
- Maximum 2,224 lb-ft. 30"
- Maximum Auger Diameter 2" Round, 2-9/16" Round or 2" Hex
- 2 year comprehensive warranty
- 2 year warranty on planetary drive

X1975 Planetary Drive Unit

- 15-30 GPM Planetary Gear Reduction Output Torque
- Maximum 2,791 lb-ft. 36"
- Maximum Auger Diameter 2" Round, 2-9/16" Round or 2" Hex Output Shaft
- 2 year comprehensive warranty
- 2 year warranty on planetary drive

X2475 Planetary Drive Unit

- 20-35 GPM Planetary Gear Reduction Output Torque
- Maximum 3,582 lb-ft. 36"
- Maximum Auger Diameter 2" Round, 2-9/16" Round or 2" Hex Output Shaft
- 2 year comprehensive warranty
- 2 year warranty on planetary drive

Planetary Standard Flow Auger Drives

Model	X975	X1475	X1975	X2475	X3575
Maximum Auger Diameter	24" (610mm)	30" (762mm)	36" (914mm)	36" (914 mm)	48" (1219mm)
Minimum Hydraulic Flow	6 gpm (23 lpm)	10 gpm (38 lpm)	15 gpm (57 lpm)	20 gpm (76 lpm)	24 gpm (91 lpm)
Maximum Hydraulic Flow	15 gpm (57 lpm)	25 gpm (95 lpm)	30 gpm (114 lpm)	35 gpm (132 lpm)	30 gpm (114 lpm)
Maximum Continuous	3000 psi (207 bar)	3000 psi (207 bar)	3000 psi (207 bar)	3000 psi (207 bar)	2500 psi (172 bar)
Output Shaft Options	2" round 2 9/16" round 2" hex	2" round 2 9/16" round 2" hex	2" round 2 9/16" round 2" hex	2" round 2 9/16" round 2" hex	2" round 2 9/16" round 2" hex

High Torque Drives

Model	X4075	X5075	X6075	X8075
Maximum Auger Diameter	48" (1219mm)	48" (1219mm)	48" (1219mm)	48" (1219mm)
Minimum Hydraulic Flow	24 gpm (91 lpm)	28 gpm (106 lpm)	30 gpm (114 lpm)	36 gpm (136 lpm)
Maximum Hydraulic Flow	32 gpm (121 lpm)	40 gpm (151 lpm)	53 gpm (201 lpm)	64 gpm (204 lpm)
Maximum Continuous PSI	2500 psi (172 bar)	4000 psi (276 bar)	3500 psi (241 bar)	3500 psi (241 bar)
Output Shaft Options	2" hex	2" hex	2" hex	2 1/2" hex

X-Series Operator's and Parts Manual



- About Us
- Products
- Divisions
- Contact

Search keyword:




PRODUCTS

- < ALL PRODUCTS
- < CARRIERS
- < INDUSTRIES
- < CATEGORIES

509 BACKHOE

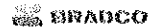
Products > Search: 509 > 509 Backhoe

CALL PALADIN LIGHT CONSTRUCTION
 SALES AT 800-456-7100



[View larger](#)

509 Backhoe



For skid-steer loaders and compact tractors with a sub-frame mounting kits

- 9ft 8-in maximum digging depth
- 12" to 38" bucket sizes available
- 1,425 lbs with 12" bucket

X9.4.2
OK

Description Specs Manual

- 9' 7" Skid Steer or Tractor mounted
- 9'8" Max Digging Depth
- 5676# Bucket Cylinder Digging Force
- 2754# Dipper Cylinder Digging Force
- Dual Cylinder Swing System
- Swing Speed Control
- Bucket Range 12" - 36"
- Two Year Warranty

Transport

Transport Height	7' 9"
Transport Width	5' 0"
Ground Clearance	11"
Length (overall)	7' 7"
Boom Pivot Height	16"
Operating Weight with 12" bucket (lbs)	1,425

Operational

Digging Depth (maximum)	9' 8"
Digging Depth 2ft Flat Bottom	9' 7"
Digging Depth 8ft Flat Bottom	8' 3"
Operating Height (fully raised)	12' 10"
Loading Height	6' 10"
Loading Reach	4' 2"
Reach from Swing Post	12' 9"
Bucket Rotation and Swing Arc	180°
Straight Wall Digging Depth	7' 3"
Stabilizer Spread Operating Position	7' 11"
Stabilizer Down Below Grade	16"
System Relief Valve Setting (PSI)	2,500
Digging Force (lbs) (bucket cylinder)	5,675
Digging Force (lbs) (dipper cylinder)	2,754

Buckets & Capacities

Bucket Size	Struck Capacity ft ³	Heaped Capacity ft ³	Weight	Number of Teeth
12"	1.43	1.83	140 lbs	3
16"	1.98	2.56	154 lbs	4
18"	2.25	2.98	162 lbs	4
20"	2.52	3.40	168 lbs	4
24"	3.07	4.32	185 lbs	4
34"	4.23	5.80	238 lbs	7
36"	4.48	6.14	257 lbs	7
38"	4.73	6.48	269 lbs	7

509 & 511 Backhoe Operator's Manual

509 & 511 Backhoe Parts Manual

HANDBOOKS

- Spanish Handbook - ANSI
- Spanish Handbook - ISO
- Russian Handbook - ISO



- About Us
- Products
- Divisions
- Contact



PRODUCTS

- < ALL PRODUCTS
- < CARRIERS
- < INDUSTRIES
- < CATEGORIES

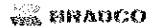
511 BACKHOE

CALL PALADIN LIGHT CONSTRUCTION
 SALES AT 800-456-7100

Products > Search: 511 > 511 Backhoe



511 Backhoe



For skid steer loaders and compact tractors with a sub-frame mounting kits

Bradco's 511 Backhoe is ideal for farming, light construction and landscaping for uses that include golf courses, nurseries, utility companies and cemeteries. All Bradco Backhoes are versatile, powerful, and reliable.

Optimum performance with 8 to 12 GPM hydraulic systems

X9.4.2
OK

[View Larger](#)

[Description](#) [Specs](#) [Manual](#)

- 11ft skid steer or tractor mounted
- 11ft 1" max digging depth
- 5676lb bucket cylinder digging force
- 3056lb dipper cylinder digging force
- dual cylinder swing system
- swing speed control
- Bucket range 12" to 36"
- Two year warranty

Transport Height	8' 10"
Transport Width	5' 0"
Ground Clearance	11"
Length (overall)	7' 9"
Boom Pivot Height	16"
Operating Weight with 12" bucket	1,594 lbs
Digging Depth (maximum)	11' 1"
Digging Depth 2ft Flat Bottom	11' 2"
Digging Depth 8ft Flat Bottom Operating Height (fully raised)	9' 11"
Operating Height (fully raised)	14' 5"
Loading Height	8' 0"
Loading Reach	5' 0"
Reach from Swing Post	14' 5"
Bucket Rotation	180 degrees
Swing Arc	180 degrees
Straight Wall Digging Depth	8' 2"
Stabilizer Spread Operating Position	7' 11"
Stabilizer Down Below Grade	16"
System Relief Valve Setting	2500 psi
Digging Force (bucket cylinder)	5,676 lbs
Digging Force (dipper cylinder)	3,056 lbs

Bucket & Capacities

Bucket Struck Size	Heaped Capacity ft ³	Weight	Number of Teeth
12"	1.43	140 lbs	3
16"	1.98	154 lbs	4
18"	2.25	162 lbs	4
20"	2.52	168 lbs	4
24"	3.07	185 lbs	4
34"	4.23	238 lbs	7
36"	4.48	257 lbs	7
38"	4.73	269 lbs	7

509 & 511 Backhoe Operator's Manual

509 & 511 Backhoe Parts Manual

HANDBOOKS

- Spanish Handbook - ANSI
- Spanish Handbook - ISO
- Russian Handbook - ISO

Backhoes, Mini


X 9.4.3
ok



Fixed Mini-Backhoe

Take full advantage of your skid steer's mobility with EDGE Mini-Backhoes. These are excellent attachments for digging trenches and footings.

The Fixed Mini-Backhoe mounts quickly and easily to most skid steer loaders, has a digging depth of 73", an overall reach of 75" from the mounting plate, and a dig force of 3895 lbs.



Mini-Backhoe with Swing

The Mini-Backhoe with Swing features in-cab electric controls and a 140° rotation cushioned swing cylinder for smooth operation. This model has a 76" digging depth, 78" digging reach and 3800 lb. dig force.

Both EDGE Mini Backhoes come fully assembled (less bucket) and use the same five buckets used on the EDGE 485 Backhoe: the 10", 12", 16", 18" and 24" buckets.

Hoses and hydraulic couplers are included, and stabilizers are not required. A relief valve is required in the bucket tilt circuit of the skid steer loader. (check with skid steer loader OEM to verify)

General Sample Literature

- ⊙ DIGS TRENCHES OVER 6' DEEP
- ⊙ EXTREMELY ECONOMICAL AND EFFICIENT
- ⊙ NO STABILIZERS REQUIRED; QUICKLY DIG TRENCHES OR FOOTINGS
- ⊙ 10", 12", 16", 18" AND 24" BUCKETS AVAILABLE

SPECIFICATIONS

Part No.	Model	Description	Weight (lbs/kg)	Overall Width (in/mm)	Digging Depth (in/mm)	Bucket Dig Force (lbf/kN)
503537	MH73	Mini Backhoe Mainframe, Universal Mount	395/179	47.5/1207	73/1854	3895/17.3
503624	MHS76	Mini Backhoe with Swing Mainframe, Universal Mount	535/243	47.5/1207	76/1930	3800/16.9





TRADE SHOW SCHEDULE
[Home](#) [Memberships](#) [Employment](#) [Privacy](#)

[About Us](#) [Products](#) [Divisions](#) [Contact](#)

Search keyword:




CALL PALADIN LIGHT CONSTRUCTION
 SALES AT 800-458-7100

PRODUCTS

- < ALL PRODUCTS
- < CARRIERS
- < INDUSTRIES
- < CATEGORIES

DOZER BLADE

Products > Search: DOZER BLADE > Dozer Blade



[View Image](#)

Dozer Blade



- 84" and 96" widths available
- Hydro-electric controlled angle and tilt, using only one loader valve
- Tilt is 10 degrees off horizontal both directions
- 30 degree angle right or left off center
- Tilt indicator visible from operator's seat

X9.4.4
OK

[Description](#) [Specs](#) [Manual](#)

- 84" or 96" widths available
- Standard skid shoe
- Universal skid steer loader quick attach mount
- Hydro-electric controlled angle and tilt
- Tilt indicator visible from operator's seat
- Optional electrical control box

	84"	96"
Width from Center Line to Inside Edge at 15°	44"	50"
Width from Center Line to Inside Edge at 30°	43"	48"
Width at 15° Angle	82"	93"
Width at 30° Angle	74"	84"
Width from Center Line to Outside Edge at 15° Angle	38"	44"
Width from Center Line to Outside Edge at 30° Angle	31"	37"
Width (overall)	85"	97"
Angle Left and Right	30°	30°
Length (overall)	37"	37"
Height (overall)	30"	30"

ATP84 & ATP96 Hydraulic Dozer Blade Operator's and Parts Manual

HANDBOOKS

- French Handbook - ISO
- German Handbook - ISO
- Spanish Handbook - ISO

[Corporate Travel](#) [Location Map](#) [Online Store](#)

[Google Translate](#)

Google Translate

Select Language

Gadgets powered by Google



TRADE SHOW SCHEDULE
Home Memberships Employment Privacy

About Us Products Divisions Contact

Search keyword.

Search

PRODUCTS

< ALL PRODUCTS

< CATEGORIES

< BOOMS

TRUSS BOOM WITH WINCH

ADJUSTABLE BOOMS

TRUSS BOOMS

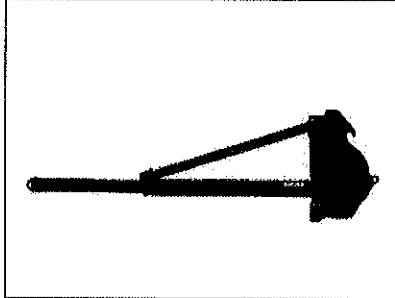
ADJUSTABLE BOOMS

Products > Categories > Booms > Truss Booms > Adjustable Booms

CALL PALADIN LIGHT CONSTRUCTION
SALES AT 800-456-7100

Adjustable Booms

- ◊ Adjusts to 8ft, 12ft and 15ft
- ◊ For wheel loaders



View Larger

X9.4.5
OK

Description Specs Manual

- Adjusts to 3 positions, 8', 12', & 15'
- Load rating as follows: 8' - 4,000 Lb, 12' - 3,000 Lb, & 15' - 2,000 Lb
- Pintle hook with safety latch on the front plate
- Designed for wheel loaders and TLB's with quick attach system

NA
Adjustable Truss Boom Operator's and Parts Manual

Corporate Travel Location Map Online Store

Google Translate



Gadgets powered by Google




**Skid Steer
Loader**

Breaker



Pulverize concrete and rock quickly and easily into load-ready debris. The EDGE Hydraulic Breaker is tough enough to break through the toughest materials. Use it for demolition and construction projects; it is also ideal for municipalities. Breaking force is generated by the hydraulic flow and pressure of the skid steer loader and a nitrogen accumulator.



This breaker comes standard withmoil point tool, universal skid steer mount, hose saver kit and flat-faced couplers.

- Ⓞ **NO BACK HEAD CHARGING REQUIRED**
- Ⓞ **SIDE BOLT DESIGN ALLOWS LESS THROUGH BOLT FAILURE**
- Ⓞ **EASY TO INSTALL WORKING STEEL**

X9.4.6
OK

SPECIFICATIONS

Model	Weight (lbs/kg)	Hyd. Req. (gpm/lpm)	Impact Energy Class (lb-ft/l)	Cycles/Blows per Minute
EB35	560/254	6.5-10.5/25-40	350/475	700-900
EB50	780/354	8.5-13/32-49	500/678	750-1000
EB75	850/386	11-16/42-61	750/1017	700-900
EB100	950/431	13-40/49-151	1000/1356	650-1500

Compact Equipment Attachments, Inc.
P.O. Box 179 | West Bend, WI 53095
tf: 866-232-8224 | dir: 262-387-1210
fax: 262-387-1247 | www.ceattachments.com

ceattachmentsinc.
Every Attachment for EVERY Job.®




**Skid Steer
Loader**

Hopper | Brooms



Broom attachments are selected by the material to be removed and the surface on which the broom is used. CEA has the selection of brooms you need to complete the job right - and FAST!



This bi-directional collection broom allows you to sweep in forward and reverse, and gives excellent performance in milling, material pickup, road maintenance and job-site cleanup. There is no caster wheel, so you can get up close to objects, and the shroud protects them from flying debris. This is a cost-effective investment for contractors and rental houses.

The hopper broom is a single-motor broom and comes in widths ranging from 60" (1524 mm) to 84" (2133 mm). Optional Dust Control Kit helps reduce dust and flying debris. Optional Gutter Brush attachment helps remove debris from curbsides and hard to reach areas. Comes complete with hoses, couplers, and bolt-on cutting edge.

- ⊙ BI-DIRECTIONAL BROOM OPERATES IN FORWARD OR REVERSE
- ⊙ IDEAL FOR MILLING, MATERIAL PICKUP, PARKING LOTS AND ROAD MAINTENANCE
- ⊙ RUBBER SKIRT KEEPS DIRT AND DEBRIS CONTAINED
- ⊙ OPTIONAL DUST CONTROL KIT REDUCES DUST AND FLYING DEBRIS
- ⊙ OPTIONAL GUTTER BRUSH REMOVES DEBRIS FROM HARD TO REACH AREAS

SPECIFICATIONS

X9.4.7 OK

Model	Weight (lbs/ks)	Overall Width (in/mm)	Hyd. Req. (gpm/lpm)	Bushing (in/mm)	No. of Teeth / Strips	Sp. (in/mm)
SHB60	840/381	74.1/1882.1	15-25 gpm / 57-94 lpm	26/660	34	13.9/0.39
SHB72	956/434	86.1/2186.9			40	16.8/0.48
SHB84	1072/486	98.1/2491.7			48	19.8/0.56

Compact Equipment Attachments, Inc.
P.O. Box 179 | West Bend, WI 53095
t: 866-232-8224 | dir: 262-387-1210
fax: 262-387-1247 | www.ceattachments.com

ceattachmentsinc.
Every Attachment for EVERY Job.®




Angle Brooms



Optional water kits help to reduce dust and flying debris.



Broom attachments are selected by the material to be removed and the surface on which the broom is used. CEA has the selection of brooms you need to complete the job right - and FAST!



The angle broom cleans up just about anything, anywhere! This attachment can be used year-round and is an excellent tool to assist in removal of snow or debris on sidewalks, parking lots and more. All brooms feature 50/50 poly/wire combo brush material. Brooms are available in widths ranging from 48" (1219 mm) to 96" (2438 mm), and have a manual angle up to 30 degrees - hydraulic angle kits optional. All angle brooms also feature a fold-away stand for to protect the bristles in storage. An optional Dust Control Kit helps to reduce dust and flying debris. Comes complete with hose saver kit, hoses and flat face couplers.

- ⊙ **26" AND 32" DIAMETER POLY/WIRE BRUSHES FOR LONG LIFE**
- ⊙ **USE YEAR-ROUND FOR REMOVAL OF SNOW, LEAVES, WOOD CHIPS AND MORE**
- ⊙ **QUICKLY CLEAR JOBSITES, PARKING LOTS AND MORE**
- ⊙ **OPTIONAL DUST CONTROL KIT REDUCES DUST AND FLYING DEBRIS**

X9.48 DK

SPECIFICATIONS

Part No.	Model	Weight lbs/kg	Hyd. Req. (gpm/lpm)	Angled Path (in/mm)	Brush Dia. (in/mm)	No. of Brush Segments	No. of Motors	Brush Type
503657	AB48-26	380/172	8-15/30-57	41.5/1054	26/660	25	1	Poly/Wire
503658	AB60-26	440/200		52/1321		32	1	Poly/Wire
503606	AB60	793/360	12-25/45-95	54/1372	32/813	29	1	Poly/Wire
503607	AB72	852/387		64/1626		35	1	Poly/Wire
503608	AB84	915/415		75/1905		41	1	Poly/Wire
503609	AB96	953/432		85/2159		47	1	Poly/Wire
503610	AB72D	890/404	18-36/68-136	64/1626	32/813	35	2	Poly/Wire
503611	AB84D	953/432		75/1905		41	2	Poly/Wire
503612	AB96D	793/360		85/2159		47	2	Poly/Wire





About Us Products Divisions Contact

Search keyword.

Search


PRODUCTS

- < ALL PRODUCTS
- < CATEGORIES
- BRUSH CUTTER

BRUSH CUTTER

Products > Categories > Brush Cutter > Brush Cutter

CALL PALADIN LIGHT CONSTRUCTION
SALES AT 800-456-7100



Brush Cutter



- ◆ For skid-steer loaders
- ◆ For brush and small trees up to 4" in diameter
- ◆ High flow and standard flow available
- ◆ 2" minimum cutting height

X9.4.9
OK

View Larger

Description Specs Manual

- 60", 72", and 78" widths
- 1/4" thick steel deck with side plates & skid shoes
- 15-22 GPM
- Two motor options to match flows
- High-Speed, dual rotation blades for brush & tall weeds
- Two blade options available
- One year warranty

	60"	72"	78"
Cutting Width	60"	72"	78"
Height (overall)	22.5"	22.5"	22.5"
Length (overall)	78"	90"	96"
Width (overall)	72"	85"	91"
Minimum Cutting Height	2"	2"	2"
Deck Height	9"	9"	9"
Deck thickness	1/4" Steel	1/4" Steel	1/4" Steel
Recommended hydraulic GPM	15 to 30	18 to 40	32 to 40
Required skid steer lift capacity	1300 lb	1700 lb	1800 lb
Weight	1230 lb	1610 lb	1666 lb

BC60, BC72 & BC78 Brush Cutter Operator's and Parts Manual

HANDBOOKS

Corporate Travel Location Map Online Store


Google Translate



Gadgets powered by Google



Brush Root Grapples



Standard Duty
Brush Root Grapple



Heavy Duty
Brush Root Grapple



Heavy Duty
Brush Root Rake

X9.4.10
OK

Handling brush, awkward debris, logs and more is made easy with the right grapple. The experts at CEA can help you to select the correct grapple based on your skid steer loader and your application.

The Standard Duty Brush Root Grapples are designed for handling awkward materials such as logs, tree stumps, brush or other loose materials.

The Heavy Duty Brush Root Grapples are full-featured units with dual, independent grapple arms to handle uneven loads, cushioned and sleeved cylinders and cylinder hose guards to protect all cylinder components, hardened 1-1/4" cylinder pivot pins, 100,000 PSI yield strength tine material for increased durability, and standard load check valve for positive clamp force.

The Heavy Duty Brush Root Rakes are ideal for tearing into roots, trash and rubbish. This is a great cleanup tool that will last.

SPECIFICATIONS


Part Number	Model	Description	Weight (lbs)	Overall Width (in/mm)	No. of Tines	Grapple Opening (in/mm)
503767	RG60	60" Standard Duty Brush Root Grapple	716	60/1524	7	38.6/980
502486	RG66	66" Standard Duty Brush Root Grapple	723	66/1676	8	
502322	RG72	72" Standard Duty Brush Root Grapple	820	72/1829	9	
502323	RG78	78" Standard Duty Brush Root Grapple	865	78/1981	10	
502324	RG84	84" Standard Duty Brush Root Grapple	913	84/2134	11	
503601	RGHD72	72" Heavy Duty Brush Root Grapple	925	73/1854	14	40/1016
503602	RGHD78	78" Heavy Duty Brush Root Grapple	999	79/2007	14	
503603	RGHD84	84" Heavy Duty Brush Root Grapple	1054	85/2159	16	
503604	RGHD90	90" Heavy Duty Brush Root Grapple	1105	91/2311	16	
502594	BRG72	72" Heavy Duty Brush Root Rake	1050	74/1880	10	52/1308
502595	BRG78	78" Heavy Duty Brush Root Rake	1095	81/2057	11	
502596	BRG84	84" Heavy Duty Brush Root Rake	1115	88/2235	11	
502597	BRG90	90" Heavy Duty Brush Root Rake	1160	94/2388	12	



Grapple Buckets




Standard Duty



Medium Duty



Heavy Duty



Handling brush, awkward debris, logs and more is made easy with the right grapple. The experts at CEA can help you to select the correct grapple based on your skid steer loader and your application.

Move heavy, hard-to-handle materials on the construction site or anywhere you need to! Grapple buckets are available in widths from 60" (1524 mm) to 94" (2388 mm).


They feature independently operating grapple arms for powerful clamping on uneven loads. EDGE Grapple Buckets feature enclosed cylinders and hoses to protect against debris and come complete with hoses and flat face couplers.

- ⊙ **STEEL COVERS PROTECT HYDRAULIC CYLINDERS**
- ⊙ **INDEPENDENTLY OPERATING GRAPPLES HANDLE UNEVEN LOADS**

SPECIFICATIONS

X9.4.11 OK

Model	Duty	Height (in/mm)	Overall Width (in/mm)	Depth (in/mm)	Grapple Opening (in/mm)	Weight (lbs/kg)
GB60	Standard	20.5/521	60/1524	31.5/800	51/1295	793/360
GB66			66/1727			847/384
GB72			72/1828			940/426
GB78			78/1981			978/444
IGB72	Medium	22.5/571	73.5/1866	35.5/902	40/1016	1100/499
IGB78			79.5/2019			1140/517
IGB84			85.5/2171			1200/544
IGB90			91.5/2324			1260/572
HDGB74	Heavy	19/483	74/1879	37.84/961	45.36/1152	1279/580
HDGB88			88/2235			1377/625
HDGB83			83/2108			1465/665
HDGB94		21.8/554	94/2388	37.3/947	47.4/1204	1545/701





- About Us
- Products
- Divisions
- Contact

Search keyword.

Search


PRODUCTS

- < ALL PRODUCTS
- < CARRIERS
- < INDUSTRIES
- < CATEGORIES

GENERAL PURPOSE BUCKET

Products > Search: GENERAL PURPOSE BUCKETS > General Purpose Bucket
General Purpose Bucket

CALL PALADIN LIGHT CONSTRUCTION
SALES AT 800-456-7100



X9.4.12
OK

View Larger

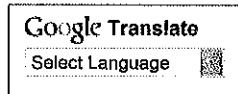
Description Specs Manual

Rolled Shell for Easy Filling & Clean-up
 Long Lip Design for Material Retention
 Capacities Available 1/2 yd³ - 4 yd³
 Widths Available From 48" - 102"
 Full Cross Member Torque Tubes Top and Bottom for Long Term Durability
 Designed for Telehandlers, TLB's and Wheel Loaders with Quick Attach Systems
 Abrasion Resistant Cutting Edge with Punched Holes for Optional Bolt on Edge
 High Capacity Allows for Handling Loose Materials with Ease
 High Visibility Available on Larger Buckets for Improved Visibility Through the Bucket

- NA
- .50 - 1 Cubic Yard Bucket Operator's and Parts Manual
 - 1 - 2 Cubic Yard Bucket Operator's and Parts Manual
 - 2 - 3 Cubic Yard Bucket Operator's and Parts Manual
 - 3 - 4 Cubic Yard Bucket Operator's and Parts Manual

Corporate Travel Location Map Online Store

Google Translate



Gadgets powered by Google





TRADE SHOW SCHEDULE
Home Memberships Employment Privacy

About Us Products Divisions Contact

Search keyword.

Search


PRODUCTS

- < ALL PRODUCTS
- < CARRIERS
- < INDUSTRIES
- < CATEGORIES

GENERAL PURPOSE BUCKETS

Products > Search: GENERAL PURPOSE BUCKETS > General Purpose Buckets
General Purpose Buckets

CONTACT PALADIN HEAVY
CONSTRUCTION SALES



View Larger

X9.4.13
OK

Description Specs Manual

- Designed for capacity of 1800 to 2500 pounds per cubic yard
- Material weight 1800 to 3000 pounds
- Sloped bottom design allows for maximum fill capabilities and material retention
- Sloped bottom increases dump angle by 5 degrees for more efficient dumping capabilities
- Minimum 50 yield steel construction
- Minimum 400 Burrell wear areas
- Custom buckets available in sizes larger than 9.00 cubic yards
- Widths and cutting edge hole patterns drilled to OEM standard wear parts specification
- Available as pin-on or compatible with JRB's Quick Coupler System

Contact JRB for price and availability of GP Buckets larger than 9.00 cubic yards.

**Photo may not feature the most current design*

Coming soon!

Corporate Travel Location Map Online Store

Google Translate

Google Translate
Select Language



Gadgets powered by Google



TRADE SHOW SCHEDULE
Home Memberships Employment Privacy

- About Us
- Products
- Divisions
- Contact

Search keyword.

Search


PRODUCTS

- < ALL PRODUCTS
- < CATEGORIES
- < GRAPPLES
- COMPACT TRACTOR ROOT RAKE
- BRUSH GRAPPLE
- MINI BRUSH GRAPPLE
- COMPACT TRACTOR MANURE FORK GRAPPLE
- HAY BALE CLAMP
- MANURE FORK & GRAB
- SKELETON GRAPPLES
- UTILITY AG GRAPPLE

BRUSH GRAPPLE

Products > Categories > Grapples > Brush Grapples > Brush Grapple
Brush Grapple

CALL PALADIN LIGHT CONSTRUCTION
SALES AT 800-456-7100



X9.4.14
OK

View Larger

Description Specs Manual

Designed for Telehandlers, Compact Wheel Loaders, and TLB's
 78" to 102" widths available (98" is standard)
 Dual independent see through grapples
 Cylinder protection
 Hydraulic hose protection

NA
 Brush and Scrap Grapple Operator's and Parts Manual

Corporate Travel Location Map Online Store

Google Translate

Google Translate

Select Language

Gadgets powered by Google





TRADE SHOW SCHEDULE

Home Memberships Employment Privacy

About Us

Products

Divisions

Contact

Search keyword.

Search

PRODUCTS

< ALL PRODUCTS

< CATEGORIES

< BUCKETS

COMPACT TRACTOR 4-IN-1 BUCKET

MULTI-PURPOSE BUCKETS

4-IN-1 MULTI PURPOSE BUCKET

4-IN-1 (MULTI-PURPOSE) BUCKET FOR COMPACT TRACTORS & SKID-STEERS

4-IN-1 MULTI PURPOSE BUCKET

Products > Categories > Buckets > Multi-Purpose (4-in-1) Buckets > 4-in-1 Multi Purpose Bucket

CALL PALADIN LIGHT CONSTRUCTION SALES AT 800-456-7100



View Larger

4-in-1 Multi Purpose Bucket



Description Specs Manual

Six Tools In One – Dig, Load, Spread, Grade, Grab and Doze Available capacities from 1.1 yd³ to 2.75 yd³ Available widths from 78" to 106" Designed for Telehandlers, TLB's and Wheel Loaders with Quick Attach Systems Abrasion Resistant Cutting Edge with punched holes for optional Bolt On Edge Skid plates under bucket shell for improved wear Excellent tool for paving contractors, utility contractors, landscapers & municipalities for increased utilization

NA

X9.4.15

OK

Corporate Travel

Location Map

Online Store

Google Translate



Gadgets powered by Google





TRADE SHOW SCHEDULE
Home Memberships Employment Privacy

About Us Products Divisions Contact

Search keyword.

Search

PRODUCTS

< ALL PRODUCTS

< CATEGORIES

< BUCKETS

COMPACT TRACTOR ROCK BUCKET

ROCK BUCKET

SPADE NOSE ROCK BUCKETS

STRAIGHT EDGE ROCK BUCKETS

ROCK BUCKET & GRAPPLE (SHOWN)

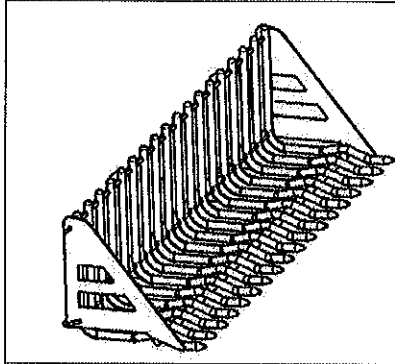
COMPACT TRACTOR ROCK BUCKET

Products > Categories > Buckets > Rock Buckets > Compact Tractor Rock Bucket
Compact Tractor Rock Bucket

CALL PALADIN LIGHT CONSTRUCTION
SALES AT 800-456-7100



- ◆ For Compact Tractors
- ◆ 55" width available
- ◆ 23 1/2" depth



X9.4.16
OK

View Larger

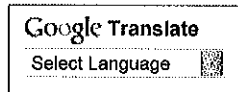
Description Specs Manual

- Designed to collect rocks and debris allowing the soil to sift through
- Rake design allows for fast clean up, ground leveling and gathering materials away from building and obstructions
- Leave the dirt and pay less at the land fill!
- Exclusive Bradco engineered alloy allows for higher strength and impact resistance

Width	55.3"
Height	21.5"
Depth	23.5"
Tine Spacing	2"
Number of Tines	18
Tine Rod Diameter	1.13"
Weight	278 lbs

Corporate Travel Location Map Online Store

Google Translate



Google Gadgets powered by Google



TRADE SHOW SCHEDULE

[Home](#) [Memberships](#) [Employment](#) [Privacy](#)

[About Us](#)

[Products](#)

[Divisions](#)

[Contact](#)

Search keyword.

[Search](#)

PRODUCTS

< ALL PRODUCTS

< CATEGORIES


COLD PLANER SERIES II

COLD PLANER

COLD PLANER

Products > Categories > Cold Planers > Cold Planer

CALL PALADIN LIGHT CONSTRUCTION
SALES AT 800-456-7100



[View Larger](#)

Cold Planer



- ◊ For standard flow and high flow models available for skid-steer loaders
- ◊ 12" to 40" planing widths available
- ◊ 0" to 5" planing depth
- ◊ manual depth and tilt option available on standard flow

X9.4.17
OK

Description Specs Manual

- Standard flow & high flow available
- Planetary drive delivers high torque
- T1 steel construction in high wear areas
- Depth & tilt position indicators
- Standard general purpose picks
- Optional water tank/pump available
- 1 year limited warranty

	SP300	HP400	HP450	HP600	HP750	HP1000
Hydraulic Requirements	Standard Flow	High Flow	High Flow	High Flow	High Flow	High Flow
Hydraulic Flow (GPM)	12 to 22	22 to 40	22 to 40	22 to 40	22 to 40	22 to 40
Width (overall)	51.94"	64.94"	64.94"	64.94"	64.94"	64.94"
Height (overall)	32.15"	34.57"	34.57"	34.57"	34.57"	34.57"
Length (overall)	43.86"	50.30"	50.30"	50.30"	50.30"	50.30"
Planing Width	12"	16"	18"	24"	30"	40"
Planing Depth	0" to 5"	0" to 5"	0" to 5"	0" to 5"	0" to 5"	0" to 5"
Tilt	±11°	±8°	±8°	±8°	±8°	±8°
Drum Diameter	19"	22"	22"	22"	22"	22"
Carbide Picks	37	43	45	57	69	89
Weight (lbs)	1,500	2,150	2,200	2,400	2,600	3,100
Sideshift center to right	0" to 19"	-3" to 22"	-3" to 22"	-3" to 22"	-3" to 22"	-3" to 22"
Operating Pressure (PSI)	2,500 to 3,000	2,500 to 3,000	2,500 to 3,000	2,500 to 3,000	2,500 to 3,000	2,500 to 3,000

12" Standard Flow Cold Planer Operator's and Parts Manual

16" - 40" High Flow Cold Planer Operator's and Parts Manual

16" - 40" High Flow with 3-Function Control and Selector Valve Operator's and Parts Manual

HANDBOOKS

- French Handbook - ISO
- German Handbook - ISO
- Spanish Handbook - ISO
- Russian Handbook - ISO
- Turkish Handbook - ISO 3-Function Control

[Corporate Travel](#)

[Location Map](#)

[Online Store](#)

[Google Translate](#)

Google Translate

Select Language



Gadgets powered by Google





- About Us
- Products
- Divisions
- Contact

Search keyword.

PRODUCTS

< ALL PRODUCTS

< CATEGORIES


COLD PLANER SERIES II

COLD PLANER

COLD PLANER SERIES II

Products > Categories > Cold Planers > Cold Planer Series II

CALL PALADIN LIGHT CONSTRUCTION
 SALES AT 800-456-7100



Cold Planer Series II



- ◆ 13 to 25 gpm range and 24 to 45 gpm models available
- ◆ 12 to 36" cutting widths available
- ◆ V style pick pattern for efficient milling
- ◆ 24" side shift left or right to cut next to curbs and obstacles

X9.4.19
 OK

Description Specs Manual

Applications

- Mills frost heaves around manholes, handles full-depth utility cuts
- Restores proper drainage to pavement and textures pavement for skid resistance, removes traffic lane stripes
- Scarifies concrete and planes sidewalks and street joints
- 2 sizes available for standard-flow skid-steers; 6 sizes available for high-flow skid steers

Features

- New "V" Style Pic Pattern delivers more horsepower per bit for faster cuts
- Optimized bit pattern provides a faster cut by maximizing the horsepower per bit
- Sideshifts 24" left or right to cut next to curbs and obstacles
- Solid drum pushes milled material to the back, prevents remilling In-cab fingertip controls operate sideshift, tilt, and cutting depth on high-flow models
- High-flow models feature planetary gearbox drive for increased torque and durability.
- High efficiency 5000-psi variable-displacement motor for optimum drum speed Large access door allows easier bit maintenance
- Available options include water kit, 2 slot cutter drums, and a guide wheel kit

IMPORTANT: All replacement hydraulic hoses and fittings must have a minimum rated working pressure of 4000 psi. Hoses and hydraulic couplers from the attachment to the loader are included for skid-steer only.

Standard Flow Models

Model	LAF5412	LAF5413
Flow	Standard	Standard
Weight	1,235 lbs	1,316 lbs
Cutting Width	12"	16"
Cutting Depth	0 to 5"	0 to 5"
Tilt	±15°	±15°
Side Shift	24"	24"
Pick Qty	36	44
PSI Range	2200 to 3400	2200 to 3400
GPM Range	13 to 25	16 to 25

High Flow Models

Model	LAF5416	LAF5418	LAF5420	LAF5424	LAF5430	LAF5436
Flow	High	High	High	High	High	High
Weight	1,908 lbs	1,963 lbs	2,018 lbs	2,125 lbs	2,334 lbs	2,435 lbs
Cutting Width	16"	18"	20"	24"	30"	36"
Cutting Depth	0 to 6"	0 to 6"	0 to 6"	0 to 6"	0 to 6"	0 to 6"
Tilt	±15°	±15°	±15°	±15°	±12.5°	±10°
Side Shift	24"	24"	24"	24"	24"	24"
Pick Qty	48	52	56	64	76	88
PSI Range	2200 to 5000	2200 to 5000	2200 to 5000	2200 to 5000	2200 to 5000	2200 to 5000
GPM Range	24 to 45	26 to 45	26 to 45	28 to 45	28 to 45	31 to 45

Cold Planer Standard Flow Operator's and Parts Manual

Cold Planer High Flow Operator's and Parts Manual



Search keyword. Search

PRODUCTS

< ALL PRODUCTS

< CATEGORIES

CONCRETE CLAW

CONCRETE CLAW

Products > Categories > Concrete Claw > Concrete Claw

CALL PALADIN LIGHT CONSTRUCTION
SALES AT 800-456-7100



View Larger

Concrete Claw



- ◆ 24" working width
- ◆ Excellent for removing concrete on sidewalks, driveways or any construction sites
- ◆ 585 lbs

X9.421
OK

Description Specs Manual

- Excellent attachment for concrete removal on sidewalks, driveways or any construction site
- Slide the claw teeth under the concrete, lift & load
- Allows for a cleaner, quicker, and more efficient method of concrete removal
- Replaceable points end plates and tooth shanks are made with high strength T-1 steel
- 1" x 8" wear resistant pacal steel tapered cutting edge
- Name-brand replaceable points with 1-1/2" wide shanks
- Rubberized flex pins securely fasten replaceable points

Model	10024
Weight	575 lbs
Working Width	24"
Working Depth	48"
Rear Opening Height	7.5"
Height	21"

Corporate Travel Location Map Online Store

[Google Translate](#)

Google Translate

Select Language

Gadgets powered by Google





TRADE SHOW SCHEDULE

Home Memberships Employment Privacy

About Us

Products

Divisions

Contact

Search keyword.

Search

PRODUCTS

< ALL PRODUCTS

< CATEGORIES

< FORKS

UTILITY PALLET FORKS

PALLET FORKS

PALLET FORKS, RAILSTYLE

PALLET FORK

PALLET FORKS FOR COMPACT TRACTORS

MANURE FORKS (OPTIONAL GRAPPLE)

PALLET FORK


Products > Categories > Forks > Pallet Forks > Pallet Fork

CALL PALADIN LIGHT CONSTRUCTION SALES AT 800-456-7100

Pallet Fork



- ◆ For skid-steer loaders
- ◆ 36", 42" and 48" tines available
- ◆ Optional Auger Mount, Bale Spear and 2" Trailer Receiver Hitch available
- ◆ Excellent visibility



View Larger

X7-4-22
OK

Description Specs Manual

- Heavy duty frame designed to handle 4,000 to 6,000 lb capacities depending on tine option
- Heavy gage brickguard offers outstanding strength and smooth surfaces for protection against load damage
- Excellent see through visibility allows the operator to see tine ends
- Exclusive load retention hook for securing and position pallet fork loads
- Optional personalized name or logo cut into frame
- Angled side corners and side corners and side step for easy and safe entrance in and out of loader

	Standard	Extended
Height (overall)	38.75"	38.75"
Width (overall)	45.88"	65.75"
Adjustable Tine Spacing (maximum)	45"	60"
Adjustable Tine Spacing (minimum)	9"	9"
ITA Category II Fork Mounting	16"	16"

Signature Series Pallet Fork Operator's and Parts Manual

- HANDBOOKS**
- French Handbook - ISO
 - German Handbook - ISO
 - Spanish Handbook - ANSI
 - Spanish Handbook - ISO
 - Russian Handbook - ISO


Corporate Travel Location Map Online Store

Google Translate



Gadgets powered by Google





X9.4.23
OK

Representative Picture


Handling brush, awkward debris, logs and more is made easy with the right grapple. The experts at CEA can help you to select the correct grapple based on your skid steer loader and your application.

This is an excellent attachment for handling logs, pipes, brush and other bulky materials. It features 2" x 8" cylinders, and will close to a log or pipe as small as 6". Includes hoses and flat-faced couplers. Capacity must be based on load capacity of the skid steer loader not the attachment.

- ⊙ IDEAL FOR HANDLING LOGS, PIPES AND AWKWARD MATERIALS
- ⊙ CYLINDERS CLOSE TO A LOG OR PIPE AS SMALL AS 6"

SPECIFICATIONS

Model	Weight (lbs/kg)	Overall Width (in/mm)	Tine Length (in/mm)	Cylinder Size(s) (in/mm)	Capacity (lb/kg)	Opening Height (in/mm)
LG48	610/276.7	40/1016	28.4/721	2x8/51x203	6400/8677	43.1/1095





TRADE SHOW SCHEDULE
Home Memberships Employment Privacy

About Us Products Divisions Contact

Search keyword. Search

PRODUCTS

< ALL PRODUCTS

< CATEGORIES

QCP 7000 TOOL CARRIER QUICK ATTACH

FORK-MOUNTED CRANE HOOK

TILT ATTACH

UNIVERSAL ADAPTER

ADAPTER BLANK


UNIVERSAL WELD-ON ADAPTER BRACKET

3-POINT ADAPTER BRACKET

3-POINT ADAPTER BRACKET

Products > Categories > Adapters > 3-Point Adapter Bracket

CALL PALADIN LIGHT CONSTRUCTION SALES AT 800-456-7100



View Larger

3-Point Adapter Bracket



- ◆ Attaches like regular bucket; allows hookup to Category 1, 3-Point equipment
- ◆ Bottom two arms slide to allow quick and easy hookup and maximum versatility

X9.4.24
OK

Description Specs Manual

Features:

- Attaches like regular bucket; allows hookup to Category 1 equipment
- Bottom two arms slide up to allow quick and easy hookup, and maximum versatility
- Includes clamp for 3/8" or 1/2" hydraulic hose, spring, weld plate to attach to attachment and all necessary hardware

Model	LAF1702
Weight Approx	208 lbs
Height	21.75"
Width	48"

Corporate Travel Location Map Online Store

Google Translate



Gadgets powered by Google



About Us Products Divisions Contact

Search keyword.

Search

PRODUCTS

- < ALL PRODUCTS
- < CATEGORIES
- POST DRIVER

POST DRIVER


Products > Categories > Post Driver > Post Driver

CALL PALADIN LIGHT CONSTRUCTION
SALES AT 800-456-7100

Post Driver



- Manual side shift
- Quick change striker plate and collar assemblies
- 42 Strokes per minute
- 48" Maximum stroke



View Larger

X9.425

OK

Description Specs Manual

- Can be used with Bradco Tilt-Attach
- 24 gpm maximum flow
- Quick change striker plate and collar assemblies
- Designed for smooth operation with no shock load back to the skid steer

Length	38.69"
Width	54.25"
Height	91.48"
Maximum Stroke Width	48"
Weight (lbs)	1,360
Hammer Weight Standard (factory) (lbs)	289
Maximum Hammer Weight (lbs)	600
Strokes per Minute	42
Minimum Hydraulic Pressure	2000 psi
Maximum Flow	24 gpm
Impact Energy at 289 lb Weight	1,156 ft-lb
Impact Energy at 600 lb Weight	2,400 ft-lb

PD4800 Post Driver Operator's and Parts Manual

Corporate Travel Location Map Online Store

Google Translate

Google Translate

Select Language

Gadgets powered by Google



TRADE SHOW SCHEDULE
[Home](#) [Memberships](#) [Employment](#) [Privacy](#)

[About Us](#) [Products](#) [Divisions](#) [Contact](#)

Search keyword.

PRODUCTS

< ALL PRODUCTS

< CATEGORIES

< RAKES

PREPARATOR

POWER RAKE

GRADER RAKE

AUTORAKE

MX8 SKID STEER RAKE

MX7 SKID STEER RAKE

M5 SKID STEER RAKE

M6 SKID STEER RAKE

AUTORAKE

Products > Categories > Rakes > Skid Steer Rakes > AutoRake
AutoRake

CALL PALADIN LIGHT CONSTRUCTION
 SALES AT 800-456-7100



- ◆ Grooms and finishes soil for seed or sod
- ◆ Breaks up clods and levels the soil
- ◆ Picks up rocks 3/4" to 6" in diameter
- ◆ Collects rocks and debris in hopper
- ◆ Dumps collected debris quickly and easily

X9.4.26
OK

Description Specs Manual

- Heavy duty design features 1 3/4" hex drive shaft and pin/le sprockets for longer life and increased durability
- To dump hopper, raise loader arms and open shroud hydraulically
- Two models available with 66" or 76" working widths
- Designed to work on skid steers, backhoes, and small wheel loaders and utility loaders with lift capacities to 7,200 pounds and operating weights to 11,000 lbs
- 3 point mounting available

	66"	76"
Working Width	66"	76"
Hopper Capacity	1,390 lbs	1,485 lbs
GPM Range	10 to 25	10 to 25
PSI Range	1,000 to 3,500	1,000 to 3,500
Lift Capacity	<9,000 lbs	< 9,000 lbs
Operating Weight	<9,000 lbs	< 11,000 lbs

Auto Rake Operator's and Parts Manual

[Corporate Travel](#) [Location Map](#) [Online Store](#)

[Google Translate](#)

Google Translate

Select Language



Gadgets powered by Google





TRADE SHOW SCHEDULE

Home Memberships Employment Privacy

About Us

Products

Divisions

Contact

Search keyword.

Search

PRODUCTS

< ALL PRODUCTS

< CATEGORIES

LAND SCULPTOR

LAND SCULPTOR


Products > Categories > Land Sculptor > Land Sculptor

CALL PALADIN LIGHT CONSTRUCTION SALES AT 800-456-7100

Land Sculptor



- ◆ For skid-steer loaders and compact tractors
- ◆ 78" wide
- ◆ Adjustable rear scraper for optimum land scaping



View Larger

X9.4.27
OK

Description Specs Manual

- Heavy duty beveled front cutter bar
- Adjustable rear scraper for optimum land shaping
- Optional scarifier assembly digs in, to break up hard packed dirt optional comb assembly breaks up clumps & leaves a textured appearance

Leveler Assembly
 Weight (lbs) 515
 Width (overall) 78"
 Length (overall) 46"
 Height (overall) 23"

Comb Assembly
 Weight (lbs) 109

Scarifier Assembly
 Weight (lbs) 59

Bolt-On Cutter Bar
 Weight (lbs) 130


Options include:
 Bolt-on Comb Assembly
 Adjustable Scarifier Assembly
 Bolt-on Cutter Bar

Corporate Travel Location Map Online Store

Google Translate



Gadgets powered by Google



An efficient and precise attachment that makes road cuts as well as it make utility cuts. The rock wheel cuts widths of 2.5" to 4.5" (633 mm to 114 mm) and depths of up to 24" (610 mm). Rock wheels require dual circuit hydraulics. Each Rock Wheel will include mount and hoses - Couplers NOT included. This is a high-flow attachment ONLY.

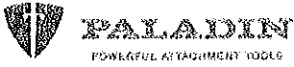
X 9.4.28
OR

- ⊙ REPLACE SAW CUTTING AND TRENCHING FOR ONE PASS UTILITY WORK
- ⊙ USE FOR PATCH CUTS, ROADWAY EXPANSION AND UTILITY WORK
- ⊙ HEAVY-DUTY PLANETARY GEARBOX

SPECIFICATIONS

Model	Weight (lbs/kg)	Hyd. Req. (gpm/lpm)	Speed (rpm)	No. of Teeth	Depth (in/mm)	Working Width (in/mm)	Productivity (ft/m per minute)
RW18-2	1800.0/816.5	26/98	60	42	18/457	2.5/64	(up to) 15/4.6
RW18-4	1800.0/816.5			44		4.5/114	(up to) 15/4.6
RW24-2	2100.0/952.6	30/114		56	24/610	2.5/64	(up to) 15/4.6
RW24-4	2545.0/1154.4			66		4.5/114	(up to) 15/4.6



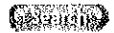


TRADE SHOW SCHEDULE

[Home](#) [Memberships](#) [Employment](#) [Privacy](#)

[About Us](#) [Products](#) [Divisions](#) [Contact](#)

Search keyword:




CALL PALADIN LIGHT CONSTRUCTION SALES AT 800.495.7100

PRODUCTS

- < ALL PRODUCTS
- < CARRIERS
- < INDUSTRIES
- < CATEGORIES

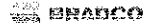
VIBRATORY ROLLER

Products > Search: vibratory roller > Vibratory Roller



Vibratory Roller

- For skid loaders and mini compact skid loaders
- 26" to 84" working widths available
- Smooth or fladdied foot drums available
- 15 degree drum tilt



X9.4.29
OK

Description Specs Manual

- Use on sand, gravel, soils, crushed stone and other aggregates
- Seven models ranging from 48" to 84" working width
- Delivers up to 9,370 lbs of dynamic force when operating at 20 GPM
- Steel drum has an adjustable steel scraper blade
- Smooth and padded foot drums available

	38"	48"	66"	73"	84"
Smooth Drum					
Width (overall)	42"	61"	72"	79"	90"
Drum Width	36"	48"	66"	73"	84"
Height (overall)	22"	31"	31"	31"	31"
Length (overall)	34"	39"	39"	39"	39"
Drum Diameter	20"	24"	24"	24"	24"
Operating Weight	840 lbs	1,680 lbs	2,150 lbs	2,300 lbs	2,530 lbs
Dynamic Force	2,488 lbs	5,750 lbs	7,800 lbs	8,550 lbs	9,370 lbs
Vibrating Speed (vpm)	2,000	2,600	2,600	2,600	2,600
Vibrating Weight	507 lbs	935 lbs	1,190 lbs	1,290 lbs	1,440 lbs
Drum Oscillation/Tilt	15°	15°	15°	15°	15°
Hydraulic Motor Flow	6 to 9 or 10 to 14 gpm	25 gpm	25 gpm	25 gpm	25 gpm
Padded Drum					
Width (overall)		61"	72"	79"	90"
Drum Width		48"	66"	73"	84"
Height (overall)		31"	31"	31"	31"
Length (overall)		39"	39"	39"	39"
Drum Diameter (without pads)		20"	20"	20"	20"
Operating Weight		1,630 lbs	2,085 lbs	2,230 lbs	2,455 lbs
Dynamic Force		5,750 lbs	7,800 lbs	8,550 lbs	9,370 lbs
Vibrating Speed (vpm)		2,600 lbs	2,600 lbs	2,600 lbs	2,600 lbs
Drum Oscillation/Tilt		15°	15°	15°	15°
Maximum Flow (gpm)		25	25	25	25


NOTE: Specification are based on a hydraulic flow of 20 gpm where applicable
Vibratory Roller Operator's and Parts Manual for Compact Tool Carriers

Vibratory Roller Operator's and Parts Manual for Skid Steer Loaders

- HANDBOOKS**
- French Handbook - ISO
 - German Handbook - ISO
 - Spanish Handbook - ANSI
 - Spanish Handbook - ISO
 - Russian Handbook - ISO

[Corporate Travel](#) [Location Map](#) [Online Store](#)

[Google Translate](#)



The Eliminator Scarifier Rake has the ability to go from an unfinished to a finished seed bed with one easy-to-use attachment. There are no moving parts or hydraulic hookups to slow you down - just attach it and go! Loosen hard soil, remove scrub and small vegetation, and prepare soil to product a perfect grade. This unit works in either forward or reverse, and is available in two sizes: 72" (1828 mm) and 84" (2133 mm). (Eliminator is a registered trademark of Loegering.)

X9.4.30
Representative picture

- ◎ UNFINISHED LOT TO FINISHED SEEDBED WITH ONE ATTACHMENT
- ◎ USE IT IN FORWARD OR REVERSE
- ◎ GREAT FOR WORK ALONG DRIVEWAYS AND CURBS

SPECIFICATIONS

Model	Weight (lbs/kg)	Width (in/mm)	Depth (in/mm)	Height (in/mm)
ESR72	395.0/179.2	72/1828	36/914	19/482
ESR84	425.0/192.8	84/2134		





- [About Us](#)
- [Products](#)
- [Divisions](#)
- [Contact](#)

Search keyword:

PRODUCTS

< ALL PRODUCTS

< CATEGORIES

[SNOW PUSH](#)

[SNOW BLOWER](#)

[SNOW BLADE 1400 SERIES](#)

[4X4 SNOW PUSH](#)

[SNOW PUSHERS](#)

[SNOWPLOWS](#)


[TRIP EDGE SNOW BLADE](#)

[SNOW BLADE - 115 SERIES](#)

TRIP EDGE SNOW BLADE

Products > Categories > Snow Blades, Pushes, Blowers & Buckets > Trip Edge Snow Blade

CALL PALADIN LIGHT CONSTRUCTION
 SALES AT 800-455-7100



Trip Edge Snow Blade



- ◆ Angles 30 degrees left and right
- ◆ 6 degree tilt each way from horizontal
- ◆ Available in 7.5ft and 8.5ft widths to cover tread width of all skid-steer
- ◆ Optional high strength steel curb guard, rubber edge, or polyurethane edge, rubber three ply snow deflector

X9.4.31
OK

[Description](#) [Specs](#) [Manual](#)

- Available in 90" or 102" widths
- Cutting edge trip system 850 lb heavy construction blade
- Floating tilt 1 year limited warranty

Model	11672	1690	11602	11619
Weight	670 lbs	816 lbs	925 lbs	1,040 lbs
Width	72"	90"	102"	119"
Height	32"	32"	32"	32"
Depth	41"	41"	41"	41"
Cutting Width at 30° Angle	62"	78"	88"	103"

Carrier Specifications
 Lift Capacity <5,000 lbs
 Operating Weight <8,000 lbs
 Snow Blade, Light Material with Trip Edge, Operator's and Parts Manual

[Corporate Travel](#) [Location Map](#) [Online Store](#)

[Google Translate](#)

Google Translate

Select Language

Gadgets powered by Google





TRADE SHOW SCHEDULE

Home Memberships Employment Privacy

About Us Products Divisions Contact

Search keyword.

Search

PRODUCTS

< ALL PRODUCTS

< CATEGORIES

SNOW PUSH

SNOW BLOWER

SNOW BLADE 1400 SERIES

4X4 SNOW PUSH

SNOW PUSHERS

SNOW PLOWS

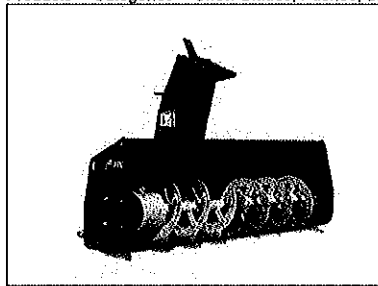
TRIP EDGE SNOW BLADE

SNOW BLADE - 115 SERIES

SNOW BLOWER

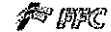
Products > Categories > Snow Blades, Pushes, Blowers & Buckets > Snow Blower

CALL PALADIN LIGHT CONSTRUCTION SALES AT 800-456-7100



Snow Blower

- ◆ For skid loaders
- ◆ Cutting height 25" to 36"



X9.4.32
OK

View Larger

Description Specs Manual

Features:

- Two stage hydraulic blower throws snow up to 46ft
- High flow models do not require a case drain Electro/hydraulic poly-lined chute and deflector
- High-volume 25" or 36" shroud opening
- Provides excellent visibility
- Replaceable wear-resistant P
- Pacal steel tapered wear edge
- Skid shoes are adjustable
- Attaches quickly to most skid-steer loader brands

IMPORTANT: All replacement hydraulic hoses and fittings must have a minimum rated working pressure of 4000 psi. Hoses and hydraulic couplers from the attachment to the loader are included for skid-steers only.

Standard Flow Models (8 to 27 GPM)

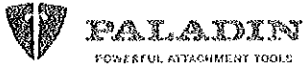
Model	LAF6748A	11005C	11005D	11005E	11006D	11006E	11008D	11008E	11007D	11007
Weight	490 lbs	650 lbs	650 lbs	650 lbs	685 lbs	685 lbs	703 lbs	703 lbs	720 lbs	720 lbs
Cutting Width	48"	60"	60"	60"	72"	72"	78"	78"	84"	84"
Cutting Height	25"	25"	25"	25"	25"	25"	25"	25"	25"	25"
Depth	38"	38"	38"	38"	38"	38"	38"	38"	38"	38"
Height	57"	57"	57"	57"	57"	57"	57"	57"	57"	57"
Auger Motors	Single	Single	Single	Single	Single	Single	Single	Single	Single	Single
Auger Diameter	14"	14"	14"	14"	14"	14"	14"	14"	14"	14"
Fan Diameter	18"	18"	18"	18"	18"	18"	18"	18"	18"	18"
PSI Range	1800 to 2500	2000 to 3000	2000 to 3000	2000 to 3000	2000 to 3000	2000 to 3000	2000 to 3000	2000 to 3000	2000 to 3000	2000 to 3000
GPM Range	8 to 13	12 to 25	14 to 21	18 to 27	14 to 21	18 to 27	14 to 21	18 to 27	14 to 21	18 to 27
Hose ID	1/2"	1/2"	1/2"	5/8"	1/2"	5/8"	1/2"	5/8"	1/2"	5/8"

High Flow Models (22 to 42 GPM)

Model	LAF6774F	LAF6774G	LAF6774H	11009F	11009G	11009H	LAF6786F	LAF6786G	LAF6784H	LAF6798G	LAF6798H
Weight	1,150 lbs	1,160 lbs	1,160 lbs	1,200 lbs	1,200 lbs	1,200 lbs	1,230 lbs	1,240 lbs	1,240 lbs	1,320	1,320 lbs
Cutting Width	72"	72"	72"	78"	78"	78"	84"	84"	84"	96"	96"
Cutting Height	36"	36"	36"	36"	36"	36"	36"	36"	36"	36"	36"
Depth	43"	43"	43"	43"	43"	43"	43"	43"	43"	43"	43"
Height	74"	74"	74"	74"	74"	74"	74"	74"	74"	74"	74"
Auger Motors	Single	Dual	Dual	Single	Dual	Dual	Single	Dual	Dual	Dual	Dual
Auger Diameter	18"	18"	18"	18"	18"	18"	18"	18"	18"	18"	18"
Fan Diameter	26"	26"	26"	26"	26"	26"	26"	26"	26"	26"	26"
PSI Range	2500 to 3500	2500 to 3500	2500 to 3500	2500 to 3500	2500 to 3500	2500 to 3500	2500 to 3500	2500 to 3500	2500 to 3500	2500 to 3500	2500 to 3500
GPM Range	22 to 34	19 to 34	30 to 42	22 to 34	19 to 34	30 to 42	22 to 34	19 to 34	30 to 42	19 to 34	30 to 42
Hose ID	3/4"	3/4"	3/4"	3/4"	3/4"	3/4"	3/4"	3/4"	3/4"	3/4"	3/4"

Carrier Specifications for LAF6748
Lift Capacity <5,000 lbs
Operating Weight <8,000 lbs

Carrier Specifications
Lift Capacity <9,000 lbs
Operating Weight <11,000 lbs
Snow Blower Operator's and Parts Manual



TRADE SHOW SCHEDULE

[Home](#) [Memberships](#) [Employment](#) [Privacy](#)

[About Us](#) [Products](#) [Divisions](#) [Contact](#)

Search keyword:




CALL PALADIN LIGHT CONSTRUCTION SALES AT 800-455-7100

PRODUCTS

- < ALL PRODUCTS
- < CARRIERS
- < INDUSTRIES
- < CATEGORIES

STUMP GRINDER

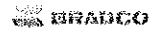
Products > Search: stump grinder > Stump Grinder



[View Image](#)

Stump Grinder

- For skid-steer loaders
- 25 degree maximum lift
- 73" long and 58" wide
- 60 degree swing arc



X9.4.33
OK

[Description](#) [Specs](#) [Manual](#)

- Standard Flow (SG26) and High Flow (SG30) available for skid steers
- 28 cutting teeth
- Grinds stumps down to 12" below grade
- Tooth Bottom permits cutting from side-to-side and vertical directions
- 60° range of motion
- Covers 45 inches in a single sweep
- 1 year limited warranty

	Standard Flow	High Flow
Model	SG26	SG30
Width	58"	58"
Height	37"	37"
Length	73"	73"
Below Ground Depth	10"	12"
Swing Arc	60°	60°
Maximum Lift	25°	25°
Number of Cutting Teeth	28	28
Wheel Diameter	26"	30"
Hydraulic Flow Requirement	16 to 22 gpm	25 to 40 gpm
Weight	720 lbs	795 lbs

SG26 & SG30 Stump Grinder Operator's and Parts Manual

HANDBOOKS

- French Handbook - ISO
- German Handbook - ISO
- Spanish Handbook - ANSI
- Spanish Handbook - ISO
- Russian Handbook - ISO

[Corporate Travel](#)

[Location Map](#)

[Online Store](#)

Google Translate

Google Translate

Select Language

Google Adwords powered by Google





- [About Us](#)
- [Products](#)
- [Divisions](#)
- [Contact](#)

Search keyword:


PRODUCTS

- [< ALL PRODUCTS](#)
- [< CATEGORIES](#)
- [SCARIFIER, FRONT-MOUNT](#)
- [TILLER](#)

TILLER

Products > Categories > Tiller > Tiller

CALL PALADIN LIGHT CONSTRUCTION
 SALES AT 800-456-7100



Tiller



X9.4.34
OK

[View Larger](#)

[Description](#) [Specs](#) [Manual](#)

- 52" off-set hitch and 66" dual hitch center/offset models available
- Industry Exclusive – Scarifier pre-cuts rough crust to improve tiller efficiency
- Choice of tines for 4" & 6" tilling depths
- Industry Exclusive on 66" with dual hitch both off-set and center mount

Model	LAF3438	LAF3452	LAF3468
Weight	435 lbs	600 lbs	695 lbs
Working Width	38"	52"	68"
Width	44"	68"	78"
Tines	20	28	36
GPM Range	6 to 12	12 to 40	15 to 40
PSI Range	1,500 to 3,000	2,000 to 3,500	2,300 to 3,500
Torque at 2,500 PSI	470 ft-lb	939 ft-lb	939 ft-lb

Carrier Specifications
 Lift Capacity <9,000 lbs
 Operating Weight <11,000 lbs

Model	HT52	HT66	HT78
Width	62"	72"	88"
Tilling Width (maximum)	52"	66"	78"
Length	48"	48"	48"
Height	35"	35"	35"
Tilling Depth	4" to 6"	4" to 6"	4" to 6"
Weight	750 lbs	1,000 lbs	1,300
Number of Tines	24	32	40
Number of Scarifier Teeth	4	5	6

HT52, HT66 & HT78 Tiller Operator's and Parts Manual

Rolo-Tiller Operator's and Parts Manual

HANDBOOKS
 French Handbook - ISO
 German Handbook - ISO
 Spanish Handbook - ISO

- [Corporate Travel](#)
- [Location Map](#)
- [Online Store](#)

[Google Translate](#)

Google Translate

Select Language

Gadgets powered by Google





TRADE SHOW SCHEDULE

Home Memberships Employment Privacy

About Us Products Divisions Contact

Search keyword.

Search

PRODUCTS

< ALL PRODUCTS

< CATEGORIES

MINI 2030 TREE SPADE

TREE SPADE

15 SERIES TREE SPADES

25 SERIES TREE SPADES

30 SERIES TREE SPADE

TREE SPADE


Products > Categories > Tree Spades > Tree Spade

CALL PALADIN LIGHT CONSTRUCTION SALES AT 800-456-7100

Tree Spade



- ◆ Available in 36", 40", 42", 44" and 48" ball sizes
- ◆ For skid loaders
- ◆ Maintains excellent visibility



View Larger

X9.4.25
OK

Description Specs Manual

- Maintains excellent visibility
- Quickly digs holes for new trees and shrubbery
- Efficiently removes old stumps
- Transports and places new trees and shrubbery with minimal labor
- Places large decorative stones easily
- Constructed of 3/8" plate with sharp, tapered edge

Model	LAF1836	LAF1840	LAF1842	LAF1844	LAF1848
Weight	258 lbs	312	360	378	425
Ball Size	36"	40"	42"	44"	48"

Carrier Specifications
Lift Capacity <10,000
Operating Weight <32,000

Corporate Travel Location Map Online Store

Google Translate



Gadgets powered by Google





TRADE SHOW SCHEDULE

[Home](#) [Memberships](#) [Employment](#) [Privacy](#)

[About Us](#) [Products](#) [Divisions](#) [Contact](#)

Search keyword:




CALL PALADIN LIGHT CONSTRUCTION SALES AT 800-456-7130

PRODUCTS

- < ALL PRODUCTS
- < CARRIERS
- < INDUSTRIES
- < CATEGORIES

640 TRENCHER

Products > Search: trencher > 640 Trencher



640 Trencher

30" to 48" digging depth
For standard or high flow skid-steer loaders
Mechanical side shift with hydraulic option



X9.4.36
OK

Description Specs Manual

- Standard Flow Planetary Drive for Skid Steers 14-18 GPM or 18-26 GPM
- 30", 36", 42", & 48" boom length
- Chain widths from 6" - 12"
- Various chain type options
- Fully assembled
- 2 year warranty 5 year warranty on high torque planetary drive

	Standard Flow			High Flow	
	30"	36"	42"	48"	60"
Boom Size	30"	36"	42"	48"	60"
Trench Depth with Auger at 65° Digging Angle	30"	36"	42"	48"	60"
Chain Widths	6"	6"	6"	6"	6"
	8"	8"	8"	8"	NA
	10"	10"	10"	NA	NA
Recommended Trenching Angle	12"	12"	NA	NA	NA
	65°	65°	65°	65°	65°
Headshaft Height	8"	8"	8"	8"	8"
Length (overall)	66"	73"	79"	86"	94"
Width (overall)	53"	53"	53"	53"	53"
Height (overall)	32"	32"	32"	32"	32"
Spoil Discharge Reach	18"	18"	18"	18"	24"
Side Shift, Right of Center	17"	17"	17"	17"	17"
GPM Requirements	14 to 24 14 to 24			25 to 44 25 to 44 25 to 44	
Operating Pressure (PSI)	2000 to 3300			2000 to 3300	

640 Operator's and Parts Manual

- HANDBOOK**
- French Handbook - ISO
 - German Handbook - ISO
 - Spanish Handbook - ANSI
 - Spanish Handbook - ISO
 - Russian Handbook - ISO

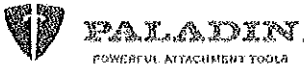
[Corporate Travel](#) [Location Map](#) [Online Store](#)

[Google Translate](#)

Google Translate

Select Language

Gadgets powered by Google



[About Us](#) | [Products](#) | [Divisions](#) | [Contact](#)

Search keyword:




PRODUCTS

- < ALL PRODUCTS
- < CARRIERS
- < INDUSTRIES
- < CATEGORIES

625 TRENCHER

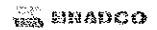
Products > Search: trencher > 625 Trencher

CALL PALADIN RIGHT CONSTRUCTION
SALES AT 800.456.7106



[View Larger](#)

625 Trencher



For standard flow skid-steer loaders 14 to 22 gpm
30" to 48" digging depth
Various teeth assemblies available

X9.4.36
OK

Description Specs Manual

- Standard Flow Chain Reduction for Skid Steers
- Boom lengths from 30" - 48"
- Chain widths from 6" - 12"
- Various chain type options
- Fully assembled

Boom Size	30"	36"	42"	48"
Trench Depth with Auger at 65° Digging Angle	30"	36"	42"	48"
Chain Widths	6"	6"	6"	6"
	8"	8"	8"	8"
	10"	10"	10"	NA
	12"	NA	NA	NA
Recommended Trenching Angle	65°	65°	65°	65°
Height/shaft Height	8"	8"	8"	8"
Length (overall)	66"	73"	79"	86"
Width (overall)	53"	53"	53"	53"
Height (overall)	32"	32"	32"	32"
Spoil Discharge Reach	18"	18"	18"	18"
Side Shift, Right of Center	17"	17"	17"	17"
GPM Requirements	14 to 22	14 to 22	14 to 22	14 to 22
Operating Pressure (PSI)	2000 to 3000	2000 to 3000	2000 to 3000	2000 to 3000

625 Operator's and Parts Manual

HANDBOOK

- French Handbook - ISO
- German Handbook - ISO
- Spanish Handbook - ANSI
- Spanish Handbook - ISO
- Russian Handbook - ISO

[Corporate Travel](#)

[Location Map](#)

[Online Store](#)

[Google Translate](#)

Go Translate
Select Language

Gadgets powered by Google



JOHN DEERE

Application For Extended Warranty

For John Deere Construction, Utility, And Forestry Products

Print Form

The John Deere equipment owner (or lessee) identified below ("Owner") hereby applies to John Deere Construction & Forestry Company (John Deere)* (*With respect to purchasers in Canada, John Deere means Worldwide Construction & Forestry Division, a division of John Deere Limited, 295 Hunter Road, P.O. Box 1000, Grimsby, Ontario, L3M 4H6. With respect to purchasers in the United States, except for the specific states identified below**, John Deere means John Deere Warranty Inc., One John Deere Place, Moline, Illinois 61265-8098. **For purchasers in CT, GA, MN, NY, NC, WI, HI, IN, DC and MI, John Deere means John Deere Construction & Forestry Company, One John Deere Place, Moline, IL, 61265-8098.) for John Deere Extended Warranty, in accordance with the terms set forth on both pages of this document, for the John Deere product identified below. Owner desires the Extended Warranty coverage option(s) checked below:

Check One: **1. APPLICATION GROUP**

Commercial Governmental Rental

Forestry or Severe Duty* Forestry Extreme Duty**

* Severe Duty applications are: Demolition & Wrecking, Chemical Plant, Steel Mill, Land Fill Applications, Scrap Handling, and any other applications that are similarly destructive or similarly heavy duty. (36 months/ 6,000 hours maximum coverage)

** Forestry Extreme Duty applications are: 648, 748, 848 model grapple skidders equipped with regular (NOT Sweda) axes, chains and/or dual tires. (36 months/ 6,000 hours maximum coverage)

2. COVERAGE TYPE & DURATION
CHECK FULL MACHINE, ANY ONE POWERTRAIN OPTION, OR A COMBINATION OF FULL MACHINE AND ANY ONE POWERTRAIN OPTION. EXTENDED WARRANTY IS CALCULATED FROM ORIGINAL DATE OF DELIVERY.***
FOR EACH COVERAGE OPTION SELECTED, CHECK THE APPLICABLE STANDARD WARRANTY BELOW, THEN SELECT THE TOTAL MONTHS/HOURS DESIRED. Note: Months/ hours selected may not exceed maximum specified for the designated application group.

<input type="checkbox"/> Full Machine <p style="text-align: center;">Expiration - First To Occur (Months or Hours) Months after first retail purchase***</p> <table style="width: 100%; border-collapse: collapse;"> <tr> <td style="border: none;">Std. Warranty</td> <td style="border: none;">12</td> <td style="border: none;">24</td> <td style="border: none;">36</td> <td style="border: none;">48</td> <td style="border: none;">60</td> <td style="border: none;">72</td> <td style="border: none;">84</td> </tr> <tr> <td style="border: none;"><input type="checkbox"/> 6 months</td> <td style="border: none;">6</td> <td style="border: none;">18</td> <td style="border: none;">30</td> <td style="border: none;">42</td> <td style="border: none;">54</td> <td style="border: none;">66</td> <td style="border: none;">78</td> </tr> <tr> <td style="border: none;"><input type="checkbox"/> 12 months</td> <td style="border: none;">N/A</td> <td style="border: none;">12</td> <td style="border: none;">24</td> <td style="border: none;">36</td> <td style="border: none;">48</td> <td style="border: none;">N/A</td> <td style="border: none;">N/A</td> </tr> </table> <p style="text-align: center; font-size: small;">Above are additional months, after expiration of Corresponding Standard Warranty</p> <p style="text-align: center;">You have selected <input style="width: 40px;" type="text"/> total months and <input style="width: 60px;" type="text"/> hours</p>	Std. Warranty	12	24	36	48	60	72	84	<input type="checkbox"/> 6 months	6	18	30	42	54	66	78	<input type="checkbox"/> 12 months	N/A	12	24	36	48	N/A	N/A	<input type="checkbox"/> Powertrain Plus Hydraulics or <input type="checkbox"/> Powertrain or <input type="checkbox"/> Engine Only <p style="text-align: center;">Expiration - First To Occur (Months or Hours) Months after first retail purchase***</p> <table style="width: 100%; border-collapse: collapse;"> <tr> <td style="border: none;">Std. Warranty</td> <td style="border: none;">12</td> <td style="border: none;">24</td> <td style="border: none;">36</td> <td style="border: none;">48</td> <td style="border: none;">60</td> <td style="border: none;">72</td> <td style="border: none;">84</td> </tr> <tr> <td style="border: none;"><input type="checkbox"/> 6 months</td> <td style="border: none;">6</td> <td style="border: none;">18</td> <td style="border: none;">30</td> <td style="border: none;">42</td> <td style="border: none;">54</td> <td style="border: none;">66</td> <td style="border: none;">78</td> </tr> <tr> <td style="border: none;"><input type="checkbox"/> 12 months</td> <td style="border: none;">N/A</td> <td style="border: none;">12</td> <td style="border: none;">24</td> <td style="border: none;">36</td> <td style="border: none;">48</td> <td style="border: none;">N/A</td> <td style="border: none;">N/A</td> </tr> <tr> <td style="border: none;"><input type="checkbox"/> 24 months</td> <td style="border: none;">N/A</td> <td style="border: none;">N/A</td> <td style="border: none;">12</td> <td style="border: none;">24</td> <td style="border: none;">36</td> <td style="border: none;">N/A</td> <td style="border: none;">N/A</td> </tr> </table> <p style="text-align: center; font-size: small;">Above are additional months, after expiration of Corresponding Standard Warranty</p> <p style="text-align: center;">You have selected <input style="width: 40px;" type="text"/> total months and <input style="width: 60px;" type="text"/> hours</p> <p style="text-align: center; font-size: small;">Note: 24 months Standard Warranty is for Scraper Tractors - Powertrain only</p>	Std. Warranty	12	24	36	48	60	72	84	<input type="checkbox"/> 6 months	6	18	30	42	54	66	78	<input type="checkbox"/> 12 months	N/A	12	24	36	48	N/A	N/A	<input type="checkbox"/> 24 months	N/A	N/A	12	24	36	N/A	N/A
Std. Warranty	12	24	36	48	60	72	84																																																		
<input type="checkbox"/> 6 months	6	18	30	42	54	66	78																																																		
<input type="checkbox"/> 12 months	N/A	12	24	36	48	N/A	N/A																																																		
Std. Warranty	12	24	36	48	60	72	84																																																		
<input type="checkbox"/> 6 months	6	18	30	42	54	66	78																																																		
<input type="checkbox"/> 12 months	N/A	12	24	36	48	N/A	N/A																																																		
<input type="checkbox"/> 24 months	N/A	N/A	12	24	36	N/A	N/A																																																		

*** Less duration of rental, demonstration, or other usage, if any, prior to first retail purchase or lease.

Owner Name		Email Address	
Address (Street, RR)		(City/Town)	(State/ Providence) (Zip/Postal Code)
DEALER NUMBER	Dealer Name		Address
	(City/Town)		(State/Providence) Prepared By:
Product Description	Model	Product Description	Hourmeter Reading Product ID No. (Pin) Delivery Date

IMPORTANT NOTE TO OWNER: Complete terms of John Deere's Extended Warranty are set forth on this document. Please read both pages carefully before signing. YOUR RIGHTS AND REMEDIES IN CONNECTION WITH EXTENDED WARRANTY ARE LIMITED AS INDICATED ON BOTH PAGES OF THIS DOCUMENT. WHERE PERMITTED BY LAW, JOHN DEERE PRODUCTS CARRY NO STATUTORY OR IMPLIED WARRANTY OF MERCHANTABILITY OR FITNESS. John Deere's Extended Warranty is not insurance.

OWNER RESPONSIBILITIES: After the product's Standard Warranty expires, the owner (lessee, for leased products) will be responsible for the first \$200 of repair cost for each repair event covered by Extended Warranty, except for covered repairs to the product's (1) engine or powertrain, or (2) hydraulics (if Extended Powertrain Plus Hydraulics coverage is the only coverage in effect.) Scraper tractor Extended Warranty is limited to the powertrain only with a \$750 deductible for each repair event covered under the Extended Warranty.

ACKNOWLEDGEMENTS: I have read and understand the terms, including limitations and exclusions, of John Deere's Extended Warranty, and understand that it is not insurance. I also understand that the coverage applied for herein is not effective unless and until I (1) pay the charge for this coverage, and (2) receive written confirmation of coverage from John Deere.

Owner Signature: _____ Date: _____

The owner and product identified above meet all requirements for the coverage requested, and the coverage charge has been paid.

Dealer Signature: _____ Date: _____

TRANSFER - The unexpired portion of this Extended Warranty may be transferred with John Deere's approval (See Section H on second page for complete details.) Complete the section below to request transfer.

Purchaser Application: Forestry or Severe Duty Commercial Governmental Rental Forestry/Extreme Duty	Dealer Number Charged	Purchaser Name				Address (street, RR)	
		(City/Town)		(State/Province)	(Zip/Postal Code)		
Date Machine Sold	Transfer Hourmeter Reading	Date Inspection completed & approved	Signature of New Buyer	Date	Dealer Confirmation	Date	

JD-E 17-08 Effective (09 JUN 08) **I HAVE RECEIVED BOTH (2) PAGES OF THIS APPLICATION FORM.** Customer Initials: _____ Date: _____

A. EXTENDED WARRANTY - GENERAL PROVISIONS.

During the selected coverage period, John Deere Construction & Forestry Company (Worldwide Construction & Forestry Division, a division of John Deere Limited, in Canada) ("John Deere") will repair or replace, at its option, covered components (either factory installed components or genuine John Deere replacements installed by an authorized John Deere dealer) of the product identified on the first page of this document that are defective in material or workmanship, subject to the terms and conditions set forth on both pages of this document. Such repair or replacement will be free of charge for parts and labor, except as otherwise stated below.

Under each coverage option, the Extended Warranty period begins when the product's corresponding Standard Warranty ends, and continues (unless terminated under Section E below) until the expiration selected on the face of this document. The coverage period ends after the specified number of months or when the machine's hour meter reaches the specified hour limitation, whichever occurs first.

Extended Warranty is available only through authorized John Deere dealers for John Deere products, and may be purchased at any time before the product's Standard warranty, or Extended Warranty expires. Extended Warranty is not effective unless and until (1) a properly completed application for coverage is submitted to John Deere, (2) the coverage charge is paid, and (3) the applicant receives written confirmation of Extended Warranty from John Deere. Once Extended Warranty becomes effective, John Deere's obligations hereunder extend only to the applicant identified on the first page of this document, unless remaining coverage is transferred to a subsequent purchaser of this product in accordance with Section H below.

B. FLUID ANALYSIS REQUIREMENT AND MAINTENANCE.

Fluid Analysis: As a condition of coverage, the following Extended Warranty contracts (sold on or after 9 June 2008) will require fluid analysis:

- Extended Warranty Contracts on excavators with 100 horsepower and above.
 - All other Construction & Forestry products (including excavators under 100 horsepower) with Extended Warranty Contracts above 5000 coverage hours.
- Compact Excavators, Compact Track Loaders, Skid Steers, Compact Loaders, Scraper Tractors and Pull-Type Scrapers are excluded from this requirement.

Customer is responsible for completing hydraulic/hydrostatic oil analysis at 500 hour intervals for specific models and hours of coverage. If sample frequency is not maintained, and repairs occur, customer will be responsible for 20% of the repair cost. An oil sample using John Deere specifications must be submitted on or before the effective date of the Extended Warranty contract.

Maintenance: The owner (lessee, for leased products), at his or her own expense, must maintain the product in accordance with the product's Operator's manual and, upon request, provide adequate records verifying maintenance.

C. WHAT IS COVERED BY EXTENDED WARRANTY:

Not every product component is covered by Extended Warranty. Those components that are covered are listed below. If a particular component is not listed below, it is not covered by Extended Warranty.

1. Engine Only Coverage (excludes Cummins, Detroit Diesel and Hino Engines): If you purchased Engine Only Extended Warranty the following items are covered: Engine: engine and all components within, cylinder head and gasket, ECU, electronic engine-speed-control system, engine block, engine oil cooler and aftercooler, flywheel housing and gasket, front and rear engine seals, front damper, hydraulic actuator, injection nozzles, injection pump and gasket, manifolds and gaskets, oil pan and gasket, pressure/temperature sensors and sending units, pressure/temperature sensors and sending units-EGR system manifold, ring gear and flywheel, rocker arm cover and gasket, thermostats, timing gear cover, turbocharger and gaskets, water pump and gaskets.

2. Powertrain Coverage: If you purchased Powertrain Extended Warranty the engine items above are covered along with the following items: Engine: engine speed controls & linkages - excavators. Transmission/Axles/Hydrostatics: axle(s) and differentials(s), clutch housing (except dry clutch disk), driveshaft with universal joints, electronic and/or hydraulic control valves, excavator rotary manifold, Tracked Feller-Buncher rotary manifold, final drive, front wheel-drive sensors (not wiring harness), hydrostatic system components including: propel motor, hydrostatic/hydraulic pump and related control valves powering propel and/or swing function (not dig function), hydraulic-front-wheel-drive axle and wheel assembly (including drive pump and motor, electric control, solenoid control valve, and divider valve), mechanical-front-wheel-drive differential/axle assembly (with its driveshaft, universal joint and control), power take off clutch housing (scraper tractor only), pump and valve controller, reverser with control valve, splitter drive, swing motor and brake, swing gearbox and bearings, torque converter, transfer drive, transmission. Brakes: wet park brake pinion shaft, bearing, and bearing quill (motor graders only), wet service brakes, wet steering brakes and clutches. Electrical: sensors- rotary, starter (scraper tractor only).

3. Powertrain plus Hydraulics Coverage: If you purchased Powertrain plus Hydraulics Extended Warranty, the engine and power train items above are covered along with the following hydraulic items: Transmission/Axles/Hydrostatics: accumulator and related relief valves (transmission), hydraulic differential lock valve & associated parts. Hydraulics: control & load holding valves, cylinder packing kits, hydraulic cylinders, hydraulic oil cooler, hydraulic pumps & motors & related control valves, hydraulic reservoir, locking pin cylinder, pilot controls. Brakes: brake accumulator (Articulated Dump Truck Only). Steering: crossover relief valve, priority valve, steering pump, steering valves and cylinders.

4. Full Machine Coverage: If you purchased Full Machine Extended Warranty the engine, powertrain, and powertrain plus hydraulic items above are covered along with the following non-powertrain items: (Please note: there is a \$200 deductible on all hydraulic and non-powertrain repairs when Full Coverage is purchased). Engine: engine mounts and support, engine oil lines, engine speed controls & linkages, filter mount, fuel lines, fuel tank and associated parts, fuel transfer pump & gasket, oil filler tube, pulleys, radiator and hoses, water piping. Transmission/Axles/Hydrostatics: control rods, differential lock valve & associated parts, external oil lines, filler tubes (transmission), filter screens, oil cooler, shift-control linkage, sending units and sensors. Brakes: brake accumulator (Non ADT), brake pump, brake valve, pressure reducing valve, unloading valve. Electrical: alternator, gauges, indicators, instruments, sensors, starter, starter drive, starter solenoid, switches, voltage regulator, wiper motors, wiring harnesses. Factory Installed Air Conditioning: accumulator, clutch, compressor, condenser, dryer, evaporator, expansion valve, heater hose, pulley, seals & gaskets, temperature control programmer. Other: bucket linkages, circle drive

gearbox, dump body (ADT only), fan & fan drive, motor grader circle, scarifier & ripper linkages, factory installed winch (skidders only). Steering: axles, secondary steering system components, spindles & supports, steering linkage, tie rod & tie rod ends. Structures: arm, articulation joint (incl. pins & bushings), bin frame, boom, car body, C-frame, circle frame, dipperstick, draft frame, engine frame, equipment frame, forklift mast & frame, grapple arch and grapple boom, loader arm, loader frame, mainframe, moldboard lift arm, rollover protection structure (ROPS), side frame, swing frame, track frame, X-frame, Z-bar, Pneumatic Components (ADT only): airline hoses & lines & fittings, air components of brake systems, four way protection valve, unloading valve.

D. ITEMS NOT COVERED. John Deere is not responsible for the following:

1. Parts/Kits not ordered on machine and installed aftermarket are not covered by the machine's Standard Warranty or Extended Warranty. These parts will be covered by any applicable parts warranty.
2. Attachments installed aftermarket are excluded from any Extended Warranty purchased for the machine - i.e. Winch not installed at factory.
3. Factory installed forestry attachments such as felling heads, saw heads, harvesters, delimiters and all Warratah attachments do not qualify for Extended Warranty.
4. Batteries, hoses, radios, tires, Cummins or Detroit Diesel engines, JDLINK/ZXLink components.
5. Premiums charged for overtime labor requested by the customer.
6. Costs for transporting the product to and from the place where service is performed, or service calls made by the repairing dealer.
7. Depreciation and normal wear.
8. Damage caused by any of the following: a) Misuse or abuse of the machine; b) the application the machine is working in; c) lack of proper/required maintenance; d) failure to follow operating instructions; e) lack of protection during storage; f) vandalism; g) the elements; or h) collision or other accidents.
9. Normal maintenance and replacement of maintenance and wear items such as: filters, oils, coolants and conditioners, blades and cutting edge parts, pins and bushings (except in articulation joints), hoses, lines and fittings, undercarriage, belts, dry brakes and dry clutch linings, bulbs, rubber tracks, and skidder grapple shocks.
10. Damage caused to a covered component by a non-covered component that is used on or installed in the product.
11. For warranty repairs made in the field, any charges (such as dealer travel time, mileage, or extra labor) that would not have been incurred had the product been repaired at the dealer's place of business.

E. TERMINATION OF EXTENDED WARRANTY.

John Deere is relieved of its obligations under Extended Warranty if:

1. Service (other than normal maintenance and replacement of service items) is performed by someone other than an authorized John Deere dealer; or
2. The product is altered or modified in ways not approved by John Deere; or
3. The product's hour meter has been rendered inoperative or otherwise tampered with; or
4. The product is removed from the United States or Canada; or
5. Use is made of the product within an application group other than the group designated in the application for Extended Warranty for the product.

F. LIMITATIONS OF JOHN DEERE'S LIABILITY.

The repair or replacement of covered components that are defective, as provided in Section A above, shall be the owner's (or lessee's) exclusive remedy for any defect in the product. However, if after repeated attempts such repair or replacement fails to correct the performance problem caused by the defect, the owner's (or lessee's) sole remedy shall be a refund of the amount paid for the product (in exchange for a return of the product), excluding any transportation charges, license fees, taxes, and insurance premiums, and less a reasonable allowance for use of the product prior to its return. John Deere's liability for any repair event shall not exceed the actual cash value of the product if repaired, and John Deere's cumulative liability over the coverage period shall not exceed the amount paid by the owner (or lessee) for the product, excluding any transportation charges, license fees, taxes, and insurance premiums. In no event will John Deere be liable for any incidental or consequential damages (including without limitation, loss of profits, rental of substitute equipment, or other commercial loss) that may be sustained due to a defect in the product or the breach or performance of John Deere's obligation under Extended Warranty. Corrections of defects in the manner provided herein shall constitute fulfillment of all liabilities of John Deere to the owner (or lessee) or any other person, whether based upon contract, tort, strict liability, or otherwise. This limitation does not apply to claims for personal injury.

G. OBTAINING EXTENDED WARRANTY SERVICE.

To obtain service covered by Extended Warranty, the owner (or lessee) must request Extended Warranty service from a John Deere dealer authorized to sell the product to be serviced. When making such a request, the owner (or lessee) must present his or her Application for Extended Warranty and John Deere's written confirmation of coverage (transferees under Section H below must present John Deere's written confirmation of coverage transfer), make the product available at the dealer's place of business, and inform the dealer in what way the product is believed to be defective.

Extended Warranty repairs can be made in the field if the purchaser and servicing dealer so desire. However, John Deere will not be responsible for any charges (such as dealer travel time, mileage, or extra labor plus any applicable taxes) that would not have been incurred had the product been repaired at the dealer's place of business.

H. TRANSFER OF UNUSED COVERAGE UPON RESALE. Remaining Extended Warranty

applicable to a used John Deere product is transferred to a subsequent purchaser of the product if:

1. The subsequent purchase is made before the product's Extended Warranty expires; and
2. The product is determined by John Deere to be in satisfactory condition following an inspection performed by an authorized John Deere dealer, in accordance with John Deere's instructions, at the subsequent purchaser's expense; and
3. John Deere's written confirmation of the transfer is received by the subsequent purchaser; and
4. Either (a) the use made of the product by the subsequent purchaser falls within the same application group designated on the product's original Application for Extended Warranty, or (b) the subsequent purchaser pays the amount specified by John Deere for conversion of the remaining coverage to a different application group.

I. NO STATUTORY OR IMPLIED WARRANTY. Where permitted by law, JOHN DEERE PRODUCTS CARRY NO STATUTORY OR IMPLIED WARRANTY OF MERCHANTABILITY OR FITNESS.

J. DEALER CANNOT VARY TERMS OF COVERAGE.

All terms of John Deere's Extended Warranty are set forth on this document. John Deere dealers have no authority to make any representation or promise on behalf of John Deere, or to modify the terms or limitations of Extended Warranty in any way.

**WARRANTY FOR NEW JOHN DEERE AGRICULTURAL PRODUCTS AND
LIMITED WARRANTY FOR NEW JOHN DEERE COMMERCIAL & CONSUMER EQUIPMENT (U.S. Only)**

- A. GENERAL PROVISIONS** - The warranties described below are provided by Deere & Company ("John Deere") to the original purchasers of new Agricultural and Commercial & Consumer Equipment from John Deere or authorized John Deere dealers. These warranties apply only to equipment intended for sale in the U.S. Under these warranties, John Deere will repair or replace, at its option, any covered part which is found to be defective in material or workmanship during the applicable warranty term. Warranty service must be performed by a dealer or service center located in the U.S. or Canada, and authorized by John Deere to sell and/or service the type of product involved, which will use only new or remanufactured parts or components furnished by John Deere. Warranty service will be performed without charge to the purchaser for parts or labor. The purchaser will be responsible, however, for any service call and/or transportation of product to and from the dealer's or service center's place of business, for any premium charged for overtime labor requested by the purchaser, and for any service and/or maintenance not directly related to any defect covered under the warranties below. Non-John Deere engines in self-propelled Forage Harvesters are warranted separately by their respective manufacturer. John Deere's Obligation shall not apply to Yanmar fuel injection pumps and nozzles during the original manufacturer's warranty period. When the pump manufacturer's warranty is less than the engine warranty, John Deere will provide warranty during the remainder of the original engine warranty period.
- B. WHAT IS WARRANTED** - All parts of any new John Deere product, except non-John Deere engines in self-propelled Forage Harvesters, tires, radios, and batteries (which are warranted under separate documents provided with each product), are warranted for the number of months or operating hours specified below.

AGRICULTURAL PRODUCTS	WARRANTY TERM
TRACTORS	24 Months - Or 2,000 Hours Whichever Comes First *
SCRAPERS	6 Months
OTHER PRODUCTS, Including Ag Management Solutions (AMS) Products	12 Months
ENGINES IN SELF-PROPELLED PRODUCTS OTHER THAN TRACTORS	24 Months - Or 2,000 Hours Whichever Comes First

LAWN & GARDEN EQUIPMENT	WARRANTY TERM
1) All Lawn & Garden Equipment and Attachments and Compact Series Gators (except for equipment listed in 2 below)	24 Months in Private Residential - Personal Use 12 Months in Any Other Application
2) 100, L100 and G100 Series Tractors and Attachments and Walk-Behind Mowers under 36"	24 Months in Private Residential - Personal Use 90 Days in Any Other Application
COMMERCIAL EQUIPMENT	WARRANTY TERM
3) Wide Area Mowers, Front Mower Traction Units (with diesel or 20 HP and above engines), Z-TRAK Mowers, Commercial Walk Behind Mowers (36" or larger), and 7-IRON Mower Decks	24 Months
4) Utility Tractors, Compact Utility Tractors	24 Months or 2000 Hours, Whichever Comes First
a) Powertrain on Compact Utility Tractors (components as per B above)	36 Months or 2000 Hours, Whichever Comes First
5) Gator Utility Vehicles (except Compact Series), Tractor Loader Backhoes (TLB), Other mower decks, implements, and attachments for Equipment listed in 3,4,5	12 Months or 1000 Hours, Whichever Comes First
UTILITY ALL TERRAIN VEHICLES	WARRANTY TERM
6) Utility All Terrain Vehicles (UATV) and attachments	6 Months

Engine Items Covered - Engine block, cylinder head, rocker arm cover, timing gear cover, crankcase pan and all parts enclosed within these units. Also included are the fuel injection pump, turbocharger, water pump, torsional damper, manifolds and engine oil cooler.

Engine Items Not Covered during months 13 through 24 - Oil filler tube, engine filters and filter gaskets, air cleaners and associated parts, engine mounts and supports, all pulleys and belts, starter, alternator, linkage and cables, radiator, and hoses, engine oil lines, water piping, muffler and associated parts, fuel tank and associated parts, cold weather starting aids, fan and fan drives.

* Warranty Term for all tractors used in Earthmoving applications (other than those designated as "Scraper" tractors and ordered from the factory as such) is 90 Days.

Each warranty term begins on the date of product delivery to the purchaser (except for certain agricultural tillage, planting, cultivating, and harvesting products which may have a delayed warranty start date, but only if established by John Deere and noted by the dealer, on the purchase order).

Sweeps, Shovels, Plow Shares and Disk Blades - A replacement part will be furnished without charge if the following John Deere items break during the applicable warranty term, subject to these conditions:

SWEEPS & SHOVELS - When breakage occurs on items which do not show appreciable wear.

PLOW SHARES - When breakage occurs before the plow share reaches the following wear limits (labor not included - wear to be measured perpendicularly across the middle of the front bolt hole): INCH DIMENSION SHARES: 1/2 inch of wear (3 1/2 inches remaining); METRIC DIMENSION SHARES: 15mm of wear (100mm remaining).

DISK BLADES - When warrantable breaks occur as shown in the operator's manual on blades that have worn less than 10 percent of the original diameter (center breakage excluded).

WHEN APPLICABLE, A SEPARATE EMISSIONS WARRANTY STATEMENT WILL BE PROVIDED BY YOUR JOHN DEERE DEALER.

- C. WHAT IS NOT WARRANTED - JOHN DEERE IS NOT RESPONSIBLE FOR THE FOLLOWING:** (1) Used Products; (2) Frontier Equipment™ products. Warranty is the responsibility of the original manufacturer. The customer should contact a Frontier Equipment™ dealer for details; (3) Any product that has been altered or modified in ways not approved by John Deere including, but not limited to, setting injection pump fuel delivery above John Deere specifications and modifying combine grain tanks; (4) Depreciation or damage caused by normal wear, lack of reasonable and proper maintenance, failure to follow the product's Operator Manual recommendations; (5) Normal maintenance parts and service including, but not limited to, oil, filters, coolants, and conditioners, cutting parts, belts, brake and clutch linings; (6) UATV if used for racing or any other competitive activity.

- D. INCLUDED IN COMPACT UTILITY TRACTOR POWERTRAIN WARRANTY - Engine:** cylinder block, cylinder head, valve covers, oil pan, timing gear covers, flywheel housing, and all parts contained therein (does not include fuel, electrical, cooling, intake or exhaust components). **Powertrain:** hydrostatic transmission, transmission case, differential and axle housings, clutch housings, MFWD front axle assembly, and all parts contained therein (does not include external drivelines, dry clutch parts, or steering cylinders).

- E. SECURING WARRANTY SERVICE** - To secure warranty service, purchaser must (1) report the product defect to an authorized dealer and request repair within the applicable warranty term, (2) present evidence of the warranty start date, and (3) make the product available to the dealer or service center within a reasonable period of time.

- F. NO IMPLIED WARRANTY OR OTHER REMEDY - AGRICULTURAL PRODUCTS** - Where permitted by law, neither John Deere or any company affiliated with it makes any warranties, representations, or promises, express or implied as to the quality or performance, or freedom from defect of its agricultural products other than those set forth above, and NO IMPLIED WARRANTY OF MERCHANTABILITY OR FITNESS IS MADE. IN NO EVENT WILL THE DEALER, JOHN DEERE OR ANY COMPANY AFFILIATED WITH JOHN DEERE BE LIABLE FOR INCIDENTAL OR CONSEQUENTIAL DAMAGES. The only remedies the purchaser has in connection with the breach of performance of any warranty on John Deere agricultural products are those set forth above.

- G. LIMITATION OF IMPLIED WARRANTIES OR OTHER REMEDIES - COMMERCIAL & CONSUMER EQUIPMENT** - To the extent permitted by law, neither John Deere nor any company affiliated with it makes any warranties, representations, or promises express or implied as to the quality, performance or freedom from defect of the Commercial & Consumer Equipment covered by this warranty. IMPLIED WARRANTIES OF MERCHANTABILITY AND FITNESS FOR A PARTICULAR PURPOSE, TO THE EXTENT APPLICABLE, SHALL BE LIMITED IN DURATION TO THE APPLICABLE PERIOD OF WARRANTY SET FORTH ON THIS PAGE. THE PURCHASER'S ONLY REMEDIES IN CONNECTION WITH THE BREACH OR PERFORMANCE OF ANY WARRANTY ON JOHN DEERE COMMERCIAL & CONSUMER EQUIPMENT ARE THOSE SET FORTH ON THIS PAGE. IN NO EVENT WILL THE DEALER, JOHN DEERE OR ANY COMPANY AFFILIATED WITH JOHN DEERE BE LIABLE FOR INCIDENTAL OR CONSEQUENTIAL DAMAGES. (Note: Some states do not allow limitations on how long an implied warranty lasts or the exclusion or limitation of incidental or consequential damages so the above limitations and exclusions may not apply to you.) In the event the above warranty fails to correct purchaser's performance problems caused by defects in workmanship and/or materials, purchaser's exclusive remedy shall be limited to payment by John Deere of actual damages in an amount not to exceed the amount paid for the product. This warranty gives you specific legal rights, and you may also have other rights which vary from state to state.

- H. NO DEALER WARRANTY** - THE SELLING DEALER MAKES NO WARRANTY OF ITS OWN AND THE DEALER HAS NO AUTHORITY TO MAKE ANY REPRESENTATION OR PROMISE ON BEHALF OF JOHN DEERE, OR TO MODIFY THE TERMS OR LIMITATIONS OF THIS WARRANTY IN ANY WAY.

- I. If further information is desired, contact your selling dealer or DEERE & COMPANY MOLINE, IL at 1-866-993-3373.**

A. EXTENDED WARRANTY - GENERAL PROVISIONS.

During the selected coverage period, John Deere Construction & Forestry Company (Worldwide Construction & Forestry Division, a division of John Deere Limited, in Canada) ("John Deere") will repair or replace, at its option, covered components (either factory installed components or genuine John Deere replacements installed by an authorized John Deere dealer) of the product identified on the first page of this document that are defective in material or workmanship, subject to the terms and conditions set forth on both pages of this document. Such repair or replacement will be free of charge for parts and labor, except as otherwise stated below.

Under each coverage option, the Extended Warranty period begins when the product's corresponding Standard Warranty ends, and continues (unless terminated under Section E below) until the expiration selected on the face of this document. The coverage period ends after the specified number of months or when the machine's hour meter reaches the specified hour limitation, whichever occurs first.

Extended Warranty is available only through authorized John Deere dealers for John Deere products, and may be purchased at any time before the product's Standard Warranty, or Extended Warranty expires. Extended Warranty is not effective unless and until (1) a properly completed application for coverage is submitted to John Deere, (2) the coverage charge is paid, and (3) the applicant receives written confirmation of Extended Warranty from John Deere. Once Extended Warranty becomes effective, John Deere's obligations hereunder extend only to the applicant identified on the first page of this document, unless remaining coverage is transferred to a subsequent purchaser of this product in accordance with Section H below.

B. FLUID ANALYSIS REQUIREMENT AND MAINTENANCE.

Fluid Analysis: As a condition of coverage, the following Extended Warranty contracts (sold on or after 9 June 2008) will require fluid analysis:

- Extended Warranty Contracts on excavators with 100 horsepower and above.

- All other Construction & Forestry products (including excavators under 100 horsepower) with Extended Warranty Contracts above 5000 coverage hours. Compact Excavators, Compact Track Loaders, Skid Steers, Compact Loaders, Scraper Tractors and Pull-Type Scrapers are excluded from this requirement.

Customer is responsible for completing hydraulic/hydrostatic oil analysis at 500 hour intervals for specific models and hours of coverage. If sample frequency is not maintained, and repairs occur, customer will be responsible for 20% of the repair cost. An oil sample using John Deere specifications must be submitted on or before the effective date of the Extended Warranty contract.

Maintenance: The owner (lessee, for leased products), at his or her own expense, must maintain the product in accordance with the product's Operator's manual and, upon request, provide adequate records verifying maintenance.

C. WHAT IS COVERED BY EXTENDED WARRANTY:

Not every product component is covered by Extended Warranty. Those components that are covered are listed below. If a particular component is not listed below, it is not covered by Extended Warranty.

1. Engine Only Coverage (excludes Cummins, Detroit Diesel and Hino Engines): If you purchased Engine Only Extended Warranty the following items are covered: Engine: engine and all components within, cylinder head and gasket, ECU, electronic engine-speed-control system, engine block, engine oil cooler and aftercooler, flywheel housing and gasket, front and rear engine seals, front damper, hydraulic actuator, injection nozzles, injection pump and gasket, manifolds and gaskets, oil pan and gasket, pressure/temperature sensors and sending units, pressure/temperature sensors and sending units-EGR system manifold, ring gear and flywheel, rocker arm cover and gasket, thermostats, timing gear cover, turbocharger and gaskets, water pump and gaskets.

2. Powertrain Coverage: If you purchased Powertrain Extended Warranty the engine items above are covered along with the following items: Engine: engine speed controls & linkages - excavators. Transmission/Axles/Hydrostatics: axle(s) and differentials(s), clutch housing (except dry clutch disk), driveshaft with universal joints, electronic and/or hydraulic control valves, excavator rotary manifold, Tracked Feller-Buncher rotary manifold, final drive, front wheel-drive sensors (not wiring harness), hydrostatic system components including: propel motor, hydrostatic/hydraulic pump and related control valves powering propel and/or swing function (not dig function), hydraulic-front-wheel-drive axle and wheel assembly (including drive pump and motor, electric control, solenoid control valve, and divider valve), mechanical-front-wheel-drive differential/axle assembly (with its driveshaft, universal joint and control), power take off clutch housing (scraper tractor only), pump and valve controller, reverser with control valve, splitter drive, swing motor and brake, swing gearbox and bearings, torque converter, transfer drive, transmission. Brakes: wet park brake pinion shaft, bearing, and bearing quill (motor graders only), wet service brakes, wet steering brakes and clutches. Electrical: sensors-rotary, starter (scraper tractor only).

3. Powertrain plus Hydraulics Coverage: If you purchased Powertrain plus Hydraulics Extended Warranty, the engine and power train items above are covered along with the following hydraulic items: Transmission/Axles/Hydrostatics: accumulator and related relief valves (transmission), hydraulic differential lock valve & associated parts. Hydraulics: control & load holding valves, cylinder packing kits, hydraulic cylinders, hydraulic oil cooler, hydraulic pumps & motors & related control valves, hydraulic reservoir, locking pin cylinder, pilot controls. Brakes: brake accumulator (Articulated Dump Truck Only). Steering: crossover relief valve, priority valve, steering pump, steering valves and cylinders.

4. Full Machine Coverage: If you purchased Full Machine Extended Warranty the engine, powertrain, and powertrain plus hydraulic items above are covered along with the following non-powertrain items: (Please note: there is a \$200 deductible on all hydraulic and non-powertrain repairs when Full Coverage is purchased). Engine: engine mounts and support, engine oil lines, engine speed controls & linkages, filter mount, fuel lines, fuel tank and associated parts, fuel transfer pump & gasket, oil filler tube, pulleys, radiator and hoses, water piping. Transmission/Axles/Hydrostatics: control rods, differential lock valve & associated parts, external oil lines, filler tubes (transmission), filter screens, oil cooler, shift-control linkage, sending units and sensors. Brakes: brake accumulator (Non ADT), brake pump, brake valve, pressure reducing valve, unloading valve. Electrical: alternator, gauges, indicators, instruments, sensors, starter, starter drive, starter solenoid, switches, voltage regulator, wiper motors, wiring harnesses. Factory Installed Air Conditioning: accumulator, clutch, compressor, condenser, dryer, evaporator, expansion valve, heater hose, pulley, seals & gaskets, temperature control programmer. Other: bucket linkages, circle drive

gearbox, dump body (ADT only), fan & fan drive, motor grader circle, scarifier & ripper linkages, factory installed winch (skidders only). Steering: axles, secondary steering system components, spindles & supports, steering linkage, tie rod & tie rod ends. Structures: arm, articulation joint (incl. pins & bushings), bin frame, boom, car body, C-frame, circle frame, dipperstick, draft frame, engine frame, equipment frame, forklift mast & frame, grapple arch and grapple boom, loader arm, loader frame, mainframe, moldboard lift arm, rollover protection structure (ROPS), side frame, swing frame, track frame, X-frame, Z-bar, Pneumatic Components (ADT only): airline hoses & lines & fittings, air components of brake systems, four way protection valve, unloading valve.

D. ITEMS NOT COVERED. John Deere is not responsible for the following:

1. Parts/Kits not ordered on machine and installed aftermarket are not covered by the machine's Standard Warranty or Extended Warranty. These parts will be covered by any applicable parts warranty.
2. Attachments installed aftermarket are excluded from any Extended Warranty purchased for the machine - i.e. Winch not installed at factory.
3. Factory installed forestry attachments such as felling heads, saw heads, harvesters, delimiters and all Waratah attachments do not qualify for Extended Warranty.
4. Batteries, hoses, radios, tires, Cummins or Detroit Diesel engines, JDLINK/ZXLINK components.
5. Premiums charged for overtime labor requested by the customer.
6. Costs for transporting the product to and from the place where service is performed, or service calls made by the repairing dealer.
7. Depreciation and normal wear.
8. Damage caused by any of the following: a) Misuse or abuse of the machine; b) the application the machine is working in; c) lack of proper/required maintenance; d) failure to follow operating instructions; e) lack of protection during storage; f) vandalism; g) the elements; or h) collision or other accidents.
9. Normal maintenance and replacement of maintenance and wear items such as: filters, oils, coolants and conditioners, blades and cutting edge parts, pins and bushings (except in articulation joints), hoses, lines and fittings, undercarriage, belts, dry brakes and dry clutch linings, bulbs, rubber tracks, and skidder grapple shocks.
10. Damage caused to a covered component by a non-covered component that is used on or installed in the product.
11. For warranty repairs made in the field, any charges (such as dealer travel time, mileage, or extra labor) that would not have been incurred had the product been repaired at the dealer's place of business.

E. TERMINATION OF EXTENDED WARRANTY.

John Deere is relieved of its obligations under Extended Warranty if:

1. Service (other than normal maintenance and replacement of service items) is performed by someone other than an authorized John Deere dealer; or
2. The product is altered or modified in ways not approved by John Deere; or
3. The product's hour meter has been rendered inoperative or otherwise tampered with; or
4. The product is removed from the United States or Canada; or
5. Use is made of the product within an application group other than the group designated in the application for Extended Warranty for the product.

F. LIMITATIONS OF JOHN DEERE'S LIABILITY.

The repair or replacement of covered components that are defective, as provided in Section A above, shall be the owner's (or lessee's) exclusive remedy for any defect in the product. However, if after repeated attempts such repair or replacement fails to correct the performance problem caused by the defect, the owner's (or lessee's) sole remedy shall be a refund of the amount paid for the product (in exchange for a return of the product), excluding any transportation charges, license fees, taxes, and insurance premiums, and less a reasonable allowance for use of the product prior to its return. John Deere's liability for any repair event shall not exceed the actual cash value of the product if repaired, and John Deere's cumulative liability over the coverage period shall not exceed the amount paid by the owner (or lessee) for the product, excluding any transportation charges, license fees, taxes, and insurance premiums. In no event will John Deere be liable for any incidental or consequential damages (including without limitation, loss of profits, rental of substitute equipment, or other commercial loss) that may be sustained due to a defect in the product or the breach or performance of John Deere's obligation under Extended Warranty. Corrections of defects in the manner provided herein shall constitute fulfillment of all liabilities of John Deere to the owner (or lessee) or any other person, whether based upon contract, tort, strict liability, or otherwise. This limitation does not apply to claims for personal injury.

G. OBTAINING EXTENDED WARRANTY SERVICE.

To obtain service covered by Extended Warranty, the owner (or lessee) must request Extended Warranty service from a John Deere dealer authorized to sell the product to be serviced. When making such a request, the owner (or lessee) must present his or her Application for Extended Warranty and John Deere's written confirmation of coverage (transferees under Section H below must present John Deere's written confirmation of coverage transfer), make the product available at the dealer's place of business, and inform the dealer in what way the product is believed to be defective.

Extended Warranty repairs can be made in the field if the purchaser and servicing dealer so desire. However, John Deere will not be responsible for any charges (such as dealer travel time, mileage, or extra labor plus any applicable taxes) that would not have been incurred had the product been repaired at the dealer's place of business.

H. TRANSFER OF UNUSED COVERAGE UPON RESALE. Remaining Extended Warranty

applicable to a used John Deere product is transferred to a subsequent purchaser of the product if:

1. The subsequent purchase is made before the product's Extended Warranty expires; and
2. The product is determined by John Deere to be in satisfactory condition following an inspection performed by an authorized John Deere dealer, in accordance with John Deere's instructions, at the subsequent purchaser's expense; and
3. John Deere's written confirmation of the transfer is received by the subsequent purchaser; and
4. Either (a) the use made of the product by the subsequent purchaser falls within the same application group designated on the product's original Application for Extended Warranty, or (b) the subsequent purchaser pays the amount specified by John Deere for conversion of the remaining coverage to a different application group.

I. NO STATUTORY OR IMPLIED WARRANTY. Where permitted by law, JOHN DEERE PRODUCTS CARRY NO STATUTORY OR IMPLIED WARRANTY OF MERCHANTABILITY OR FITNESS.

J. DEALER CANNOT VARY TERMS OF COVERAGE.

All terms of John Deere's Extended Warranty are set forth on this document. John Deere dealers have no authority to make any representation or promise on behalf of John Deere, or to modify the terms or limitations of Extended Warranty in any way.

WARRANTY STATEMENT

CEAttachments Inc., hereafter referred to as CEA, warrants products purchased from CEA to the Original Retail Purchaser to be free from defects in material and workmanship for a period of twenty four (24) months from the warranty start date.

CEA warranty service includes parts and labor costs required to repair or replace products purchased from CEA at the selling dealer's business location. CEA makes no representations or warranties of any kind, expressed or implied (including the implied warranties of merchantability and fitness for particular purpose), except as expressly stated in this warranty statement.

CEA WARRANTY SERVICE DOES NOT INCLUDE:

1. Transportation to selling dealer's business location or, at the option of the original retail purchaser, the cost of a service call.
2. Used equipment.
3. Components covered by their own non-CEA warranties, such as tires.
4. Normal maintenance service and expendable wear out items.
5. Repairs or adjustments caused by improper use; failure to follow recommended maintenance procedures; accidents or other casualty.
6. Liability for incidental or consequential damages of any type, including but not limited to lost profits of expenses of acquiring replacement equipment.

No agent, employee or representative of CEA has authority to bind CEA to any warranty except as specifically set fourth herein. Any of these limitations excluded by local law shall be deemed deleted from this warranty; all other terms will continue to apply.

For warranty service contact:

CE Attachments Inc.

Toll Free: 866.232.8224
Direct: 262.387.1210
Fax: 262.387.1247
E-mail: support@ceattach.com



PALADIN
LIGHT CONSTRUCTION GROUP

 **BRADCO**

 **FFC**

 **HARLEY**

 **McMILLEN**

 **SWEEPSTER**

**SWEEPSTER Limited Warranty
Two (2) Years Warranty**

For a period of Two (2) years from the date of delivery of product to the original user, Sweepster Attachments LLC Of Dexter, Michigan warrants each product to be free from defects, subject to the limitations contained in this policy.

This warranty does not apply to defects caused, in whole or in part, by unreasonable use while in the possession of the user, including, but not limited to: failure to properly set up product; failure to provide reasonable and necessary maintenance; normal wear; routine tune ups or adjustments; improper handling or accidents; operation at speed or load conditions contrary to published specifications; improper or insufficient lubrication; improper storage. This warranty is also not a guarantee that the performance of each product will meet the expectations of the purchaser.

Sweepster Attachments LLC shall not be liable for consequential damages of any kind, including, but not limited to: consequential labor costs or transportation charges in connection with the replacement or repair of defective parts; lost time or expense which may have accrued because of said defects. In no event shall Sweepster Attachments LLC total liability hereunder exceed the product purchase price.

Sweepster Attachments LLC makes no warranty with respect to trade accessories or any component or accessory of the product, which was not manufactured by Sweepster Attachments LLC including any purchased components of any kind. These are subject to the warranties of their respective manufacturers. The warranty will be considered void if the product or any part of the product is modified or repaired in any way not expressly authorized by Sweepster Attachments LLC, or if closed components are disassembled prior to return. Closed components include, but are not limited to: gearboxes, hydraulic pumps, motors, cylinders, and actuators.

Our obligation under this warranty is expressly limited, at our option, to the replacement or repair at Sweepster Attachments LLC of Dexter, Michigan, or at a service facility designated by us, or such part or parts as inspection shall disclosed to have been defective. We are not responsible for unauthorized repairs or replacements. **ANY IMPLIED OR STATUARY WARRANTIES, INCLUDING ANY WARRANTY OF MERCHANTABILITY OR FITNESS FOR A PARTICULAR PURPOSE, ARE EXPRESSLY LIMITED TO THE DURATION OF THIS WRITTEN WARRANTY. WE MAKE NO OTHER EXPRESS WARRANTY, NOR IS ANYONE AUTHORIZED TO MAKE ANY IN OUR BEHALF.** This warranty cannot be extended, broadened, or changed except in writing by an authorized officer of Sweepster Attachments LLC.

The Power of Combined Excellence

Light Construction Group Headquarters
2800 North Zeeb Road
Dexter, MI 48130
United States of America

PH: (800) 456-7100
FX: (734) 986-9014

www.paladintcg.com