



State of West Virginia
 Department of Administration
 Purchasing Division
 2019 Washington Street East
 Post Office Box 50130
 Charleston, WV 25305-0130

Request for Quotation

RFQ NUMBER
DNR210144

PAGE
1

ADDRESS CORRESPONDENCE TO ATTENTION OF:
**KRISTA FERRELL
 304-558-2596**

VENDOR

*709054414 304 263 7857
 TAYLOR SPORTS & RECREATION
 PO BOX 1706

 MARTINSBURG WV 25402

SHIP TO

DIVISION OF NATURAL RESOURCES
 BERWIND LAKE WMA
 ATTN: PARK SUPERINTENDENT
 POST OFFICE BOX 38
 WARRIORMINE, WV
 24894 875-4663

DATE PRINTED 02/03/2010	TERMS OF SALE 30 DAY NET	SHIP VIA MIRACLE	F.O.B. DESTINATION	FREIGHT TERMS PREPAID
-----------------------------------	------------------------------------	----------------------------	------------------------------	---------------------------------

BID OPENING DATE: **03/03/2010** BID OPENING TIME **01:30PM**

LINE	QUANTITY	UOP	CAT NO	ITEM NUMBER	UNIT PRICE	AMOUNT
0001	1	LS		650-38		\$25,577⁰⁰
<p>PLAYGROUND EQUIPMENT BERWIND WMA</p> <p>REQUEST FOR QUOTATION (RFQ)</p> <p>THE WEST VIRGINIA DIVISION OF PURCHASING FOR THE AGENCY, THE WEST VIRGINIA DIVISION OF NATURAL RESOURCES, IS SOLICITING BIDS TO PROVIDE THE AGENCY WITH PLAYGROUND EQUIPMENT FOR THE BERWIND WILDLIFE MANAGEMENT AREA LOCATED IN WARRIORMINE, WEST VIRGINIA PER THE ATTACHED SPECIFICATIONS.</p> <p>TECHNICAL QUESTIONS MUST BE SUBMITTED IN WRITING TO BY ADDENDUM AFTER THE DEADLINE HAS LAPSED.</p> <p>QUESTIONS CONCERNING THE ACTUAL PROCESS BY WHICH A VENDOR MAY SUBMIT A BID TO THE STATE OF WEST VIRGINIA ARE NOT CONSIDERED TO BE TECHNICAL QUESTIONS AND MAY BE SUBMITTED AT ANY TIME PRIOR TO THE BID OPENING AND IN ANY FORMAT.</p> <p>EXHIBIT 10</p> <p>REQUISITION NO.:</p> <p>ADDENDUM ACKNOWLEDGEMENT</p> <p>I HEREBY ACKNOWLEDGE RECEIPT OF THE FOLLOWING CHECKED</p>						



SEE REVERSE SIDE FOR TERMS AND CONDITIONS

SIGNATURE: Thomas C. Nelson TELEPHONE: 304-744-6548 DATE: 3-1-2010

TITLE: Regional Rep FEIN: 550778347 ADDRESS CHANGES TO BE NOTED ABOVE

WHEN RESPONDING TO RFQ, INSERT NAME AND ADDRESS IN SPACE ABOVE LABELED 'VENDOR'



State of West Virginia
 Department of Administration
 Purchasing Division
 2019 Washington Street East
 Post Office Box 50130
 Charleston, WV 25305-0130

Request for Quotation

RFQ NUMBER
DNR210144

PAGE
2

ADDRESS CORRESPONDENCE TO ATTENTION OF:
KRISTA FERRELL
304-558-2596

VENDOR

*709054414 304 263 7857
 TAYLOR SPORTS & RECREATION
 PO BOX 1706

 MARTINSBURG WV 25402

SHIP TO

DIVISION OF NATURAL RESOURCES
 BERWIND LAKE WMA
 ATTN: PARK SUPERINTENDENT
 POST OFFICE BOX 38
 WARRIORMINE, WV
 24894 875-4663

DATE PRINTED 02/03/2010	TERMS OF SALE 30 DAY NET	SHIP VIA MIRACLE	F.O.B. DESTINATION	FREIGHT TERMS PREPAID
BID OPENING DATE: 03/03/2010		BID OPENING TIME: 01:30PM		

LINE	QUANTITY	UOP	CAT NO.	ITEM NUMBER	UNIT PRICE	AMOUNT
<p>ADDENDUM(S) AND HAVE MADE THE NECESSARY REVISIONS TO MY PROPOSAL, PLANS AND/OR SPECIFICATION, ETC.</p> <p>ADDENDUM NO.'S:</p> <p>NO. 1 <i>T.R.</i>.....</p> <p>NO. 2</p> <p>NO. 3</p> <p>NO. 4</p> <p>NO. 5</p> <p>I UNDERSTAND THAT FAILURE TO CONFIRM THE RECEIPT OF THE ADDENDUM(S) MAY BE CAUSE FOR REJECTION OF BIDS.</p> <p>VENDOR MUST CLEARLY UNDERSTAND THAT ANY VERBAL REPRESENTATION MADE OR ASSUMED TO BE MADE DURING ANY ORAL DISCUSSION HELD BETWEEN VENDOR'S REPRESENTATIVES AND ANY STATE PERSONNEL IS NOT BINDING. ONLY THE INFORMATION ISSUED IN WRITING AND ADDED TO THE SPECIFICATIONS BY AN OFFICIAL ADDENDUM IS BINDING.</p> <p style="text-align: center;"><i>Thomas C. Nelson</i> SIGNATURE</p> <p style="text-align: center;"><i>Taylor Sports & Recreation</i> COMPANY</p> <p style="text-align: center;">...<i>3-1-2010</i>..... DATE</p>						

SEE REVERSE SIDE FOR TERMS AND CONDITIONS.

SIGNATURE <i>Thomas C. Nelson</i>	TELEPHONE 304-744-6548	DATE 3-1-2010
TITLE <i>Regional Rep</i>	FEIN 550778347	ADDRESS CHANGES TO BE NOTED ABOVE

WHEN RESPONDING TO RFQ, INSERT NAME AND ADDRESS IN SPACE ABOVE LABELED 'VENDOR'



State of West Virginia
 Department of Administration
 Purchasing Division
 2019 Washington Street East
 Post Office Box 50130
 Charleston, WV 25305-0130

Request for Quotation

RFO NUMBER
DNR210144

PAGE
3

ADDRESS CORRESPONDENCE TO ATTENTION OF
**KRISTA FERRELL
 304-558-2596**

VENDOR

*709054414 304 263 7857
 TAYLOR SPORTS & RECREATION
 PO BOX 1706

 MARTINSBURG WV 25402

SHIP TO

DIVISION OF NATURAL RESOURCES
 BERWIND LAKE WMA
 ATTN: PARK SUPERINTENDENT
 POST OFFICE BOX 38
 WARRIORMINE, WV
 24894 875-4663

DATE PRINTED	TERMS OF SALE	SHIP VIA	F.O.B.	FREIGHT TERMS
02/03/2010	30 DAY NET	MIRACLES	DESTINATION	PREPAID

BID OPENING DATE: 03/03/2010 BID OPENING TIME 01:30PM

LINE	QUANTITY	UOP	CAT NO.	ITEM NUMBER	UNIT PRICE	AMOUNT
<p>NOTE: THIS ADDENDUM ACKNOWLEDGEMENT SHOULD BE SUBMITTED WITH THE BID.</p> <p>REV. 09/21/2009</p> <p>THE MODEL/BRAND/SPECIFICATIONS NAMED HEREIN ESTABLISH THE ACCEPTABLE LEVEL OF QUALITY ONLY AND ARE NOT INTENDED TO REFLECT A PREFERENCE OR FAVOR ANY PARTICULAR BRAND OR VENDOR. VENDORS WHO ARE BIDDING ALTERNATES SHOULD SO STATE AND INCLUDE PERTINENT LITERATURE AND SPECIFICATIONS. FAILURE TO PROVIDE INFORMATION FOR ANY ALTERNATES MAY BE GROUNDS FOR REJECTION OF THE BID. THE STATE RESERVES THE RIGHT TO WAIVE MINOR IRREGULARITIES IN BIDS OR SPECIFICATIONS IN ACCORDANCE WITH SECTION 148-1-4(F) OF THE WEST VIRGINIA LEGISLATIVE RULES AND REGULATIONS.</p> <p>APPLICABLE LAW</p> <p>THE WEST VIRGINIA STATE CODE, PURCHASING DIVISION RULES AND REGULATIONS, AND THE INFORMATION PROVIDED IN THE "REQUEST FOR QUOTATION" ISSUED BY THE PURCHASING DIVISION IS THE SOLE AUTHORITY GOVERNING THIS PROCUREMENT.</p> <p>ANY INFORMATION PROVIDED IN SPECIFICATION MANUALS, OR ANY OTHER SOURCE, VERBAL OR WRITTEN, WHICH CONTRADICTS OR ALTERS THE INFORMATION PROVIDED FROM THE SOURCES AS DESCRIBED IN THE ABOVE PARAGRAPH IS VOID AND OF NO EFFECT.</p> <p>BANKRUPTCY: IN THE EVENT THE VENDOR/CONTRACTOR FILES FOR BANKRUPTCY PROTECTION, THE STATE MAY DEEM THE CONTRACT NULL AND VOID, AND TERMINATE SUCH CONTRACT WITHOUT FURTHER ORDER.</p>						

SEE REVERSE SIDE FOR TERMS AND CONDITIONS

SIGNATURE <i>Thomas C. Dulan</i>	TELEPHONE 304-744-6548	DATE 1-3-2010
TITLE Regional Rep	FEIN 550778347	ADDRESS CHANGES TO BE NOTED ABOVE

WHEN RESPONDING TO RFQ, INSERT NAME AND ADDRESS IN SPACE ABOVE LABELED 'VENDOR'

DNR210144**Berwind Lake Wildlife Management Area
Playground Specifications**

To supply playground equipment to offer play activities for children ages two (2) to twelve (12) at Berwind Lake Wildlife Management Area, Warriormine West Virginia. Playground equipment will be purchased for three (3) separate areas in the park. Park personnel will install all playground equipment. The award may be split if it is in the best interest of the West Virginia Division of Natural Resources. All items must be F.O.B. Destination. Freight or delivery charges must be included in the price of the goods. Delivery must be made within ninety (90) days of purchase order award.

POOL AREA PLAYGROUND

Miracle tarantula climber, Model #4561, or equal. Climber must have a horizontal top ring of two rails with rungs; have four vertical support legs attached to the ring's inner rail; and have four vertical climber ladder assemblies attached to the ring's outer rail.

Miracle, 630° typhoon slide, Model #65759, or equal. Slide must be freestanding with a spiral one-piece open bed-way; have an enclosed platform a minimum of 9'4" in height; and have pvc-coated steel steps with handrails.

Miracle chipper squirrel "C" spring rider model #918, or equal. Rider must be freestanding and must allow for a traditional rocking horse type movement utilizing a flat strip style spring that has been formed into a "C" shape. Rider must have a footrest with an aluminum enamel finish and footrest caps with nickel chrome and the finish mounting frame must have a galvanized finish

Miracle pokey the snail "C" spring rider, Model #963, or equal. Rider must be freestanding and must allow for a traditional rocking horse type movement utilizing a flat strip style spring that has been formed into a "C" shape. Rider must have a footrest with an aluminum enamel finish and footrest caps with nickel chrome and the finish mounting frame must have a galvanized finish.

Miracle 5" OD arch tire swing complete model #714852, or equal. Swing frame must have two end arches; have a header; have clamps which assemble to form a swing frame; have swivel and tire assemblies attached to the frame by pvc-coated chains. Arch assembly must be constructed of a minimum of 5" tube; and tire assembly must swing to and fro and must rotate 360°.

Miracle 5" OD arch 2 bay swing frame 4 seats REQ MC, Model #7148524, or equal. Frame must have two end arches and one center arch; have an OD top rail to form a 2-bay swing frame; be constructed of a minimum of 5" tube.

DNR210144
Berwind Lake Wildlife Management Area
Playground Specifications

Miracle the whirl (merry-go-round), Model #303, or equal. Whirl must have four u-shaped handrails atop a deck assembly that spins on a center hub; and have a speed governing device that is concealed and activated by centrifugal force.

ENTRANCE AREA PLAYGROUND

Miracle, peak climber, Model #4582a2, or equal. Freestanding climber must have a center post and ground-mounted inclined rails that contain a series of welded "U" loops on undersides.

Miracle 405° typhoon slide, Model #65749, or equal. Slide must be freestanding with a spiral one-piece open bed way; have an enclosed platform a minimum of 6' 3" in height; and have pvc coated steel steps with handrails.

Miracle twin rider, Model #6081, or equal. Rider must accommodate two children; have twin coin springs for four way rock and teeter; have a steel frame with aluminum seats; have a steel hand and floor rest; and have a Perma-guard finish. Each spring must have two spirals lock plates for attachment to the support arm and mounting frame.

OFFICE AREA PLAYGROUND

Miracle swing part slash proof seat with clevis, Model #284, or equal. Seat must be a flexible flat single strap with end attachment points and have a galvanized steel clip a minimum of 3" wide triangle at end of each seat.

Miracle swing part tot seat 360° with clevis model #299, or equal. Seat must be flexible and fabricated into a configuration of a wide strap under and through the bottom, a wide strap around the top and have two interconnecting straps at the front and rear of the seat for complete enclosure of a small child.

Miracle OD arch one bay swing frame with two (2) s/p seats MC, Model #7148522s, or equal. Swing frame must have two end arches with OD top rail to form a single bay swing frame; and frame must be constructed of a minimum of 5" tube.

ITEMS FOR ALL THREE PLAYGROUNDS

Engineered wood fiber or equal. Material must be recently harvested and debarked; free of chemical treatments and additives; free of soil, twigs, leaves and other contaminants.

DNR210144

**Berwind Lake Wildlife Management Area
Playground Specifications**

Geo-textile fabric, 2,250 sq. ft. roll, or equal. Fabric must provide a water permeable separation between the earth and the wood fiber and at least 150 gallons per square foot per minute.

Geo-textile fabric, 1,125 sq. ft. roll, or equal. Fabric must provide a water permeable separation between the earth and the wood fiber and at least 150 gallons per square foot per minute.

DNR210144

Berwind Lake Wildlife Management Area

PLAYGROUND EQUIPMENT SHEET

Please complete the below information concerning the brand(s) of equipment being bid in relation to this project.

If bidding "or equal" brands, please attach manufacturer's literature documenting that it meets the mandatory requirements stated in the specifications. Vendors should note the areas of the provided manufacturer's literature that adheres to the mandatory requirements outlined in the Request For Quotation.

Item No.	Equipment	Manufacturer	Model
1	Pool Area Playground Miracle tarantula climber, Model #4561, or equal.	MIRACLE	# 4561
2	Pool Area Playground Miracle, 630° typhoon slide, Model #65759, or equal.	MIRACLE	# 65759
3	Pool Area Playground Miracle chipper squirrel "C" spring rider model #918, or equal.	MIRACLE	# 918
4	Pool Area Playground Miracle pokey the snail "C" spring rider, Model #963, or equal.	MIRACLE	# 963
5	Pool Area Playground Miracle 5" OD arch tire swing complete model #714852, or equal.	MIRACLE	# 714852
6	Pool Area Playground Miracle 5" OD arch 2 bay swing frame 4 seats REQ MC, Model #7148524, or equal.	MIRACLE	# 7148524
7	Pool Area Playground Miracle the whirl (merry-go-round), Model #303, or equal.	MIRACLE	# 303
8	Entrance Area Playground Miracle, peak climber, Model #4582a2, or equal.	MIRACLE	# 4582a2
9	Entrance Area Playground Miracle, 405° typhoon slide, Model #65749, or equal.	MIRACLE	# 65749
10	Entrance Area Playground Miracle twin rider, Model #6081, or equal.	MIRACLE	# 6081
11	Office Area Playground Miracle swing part slash proof seat with clevis, Model #284, or equal.	MIRACLE	# 284

DNR210144

Berwind Lake Wildlife Management Area

PLAYGROUND EQUIPMENT SHEET

Item No.	Equipment	Manufacturer	Model
12	Office Area Playground Miracle swing part tot seat 360° with clevis model #299, or equal.	MIRACLE	# 299
13	Office Area Playground Miracle OD arch one bay swing frame with two (2) s/p seats MC, Model #7148522s, or equal.	MIRACLE	#71485225
14	Engineered wood fiber or equal.	ZEAGER BROTHERS	WOOD CARPET
15	Geo-textilefabric, 2,250 sq. ft. roll, or equal.	ZEAGER BROTHERS	GEO TEXTILE FABRIC
16	Geo-textilefabric, 1,125 sq. ft. roll, or equal.	ZEAGER BROTHERS	GEO TEXTILE FABRIC

Berwind Lake Wildlife Management Area Playground Equipment

PRICING SHEET

Item No.	Quantity	Description	Unit Price	Amount
1	1	Pool Area Playground Miracle tarantula climber, Model #4561, or equal.	1551	\$1,551
2	1	Pool Area Playground Miracle, 630° typhoon slide, Model #65759, or equal.	4654	\$4,654
3	1	Pool Area Playground Miracle chipper squirrel "C" spring rider model #918, or equal.	496	\$ 496
4	1	Pool Area Playground Miracle pokey the snail "C" spring rider, Model #963, or equal.	463	\$ 463
5	1	Pool Area Playground Miracle 5" OD arch tire swing complete model #714852, or equal.	1836	\$1,836
6	1	Pool Area Playground Miracle 5" OD arch 2 bay swing frame 4 seats REQ MC, Model #7148524, or equal.	2392	\$2,392
7	1	Pool Area Playground Miracle the whirl (merry-go-round), Model #303, or equal.	2689	\$2,689
8	1	Entrance Area Playground Miracle, peak climber, Model #4582a2, or equal.	1199	\$1,199
9	1	Entrance Area Playground Miracle, 405° typhoon slide, Model #65749, or equal.	3388	\$3,388
10	1	Entrance Area Playground Miracle twin rider, Model #6081, or equal.	630	\$ 630
11	4	Office Area Playground Miracle swing part slash proof seat with clevis, Model #284, or equal.	67	\$ 268
12	2	Office Area Playground Miracle swing part tot seat 360° with clevis model #299, or equal.	104	\$ 208

Berwind Lake Wildlife Management Area Playground Equipment

PRICING SHEET

Item No.	Quantity	Description	Unit Price	Amount
13	1	Office Area Playground Miracle OD arch one bay swing frame with two (2) s/p seats MC, Model #7148522s, or equal.	1567	\$1,567
14	5,800 sq. ft.	Engineered wood fiber or equal.	19.20 ^{CUBIC} _{YARD}	\$3,687 *
15	2	Geo-textile fabric, 2,250 sq. ft. roll, or equal.	183	\$ 366
16	1	Geo-textile fabric, 1,125 sq. ft. roll, or equal.	183	\$ 183
		TOTAL		\$25,577 =

* 5,800 sq ft = 192 CUBIC YARDS

MIRACLE RECREATION EQUIPMENT
COMPANY
PO BOX 420 • 878 E HIGHWAY 60
MONTICELLO, MISSOURI 65708 USA
TOLL FREE: 1-800-523-4202
PHONE: 417-235-6917 • FAX: 417-235-6816
WORLD WIDE WEB: [http://www.miracle-
recreation.com](http://www.miracle-recreation.com)



A Division  PLAYPOWER, INC.

COMMERCIAL PLAYGROUNDS •
FITNESS CLUSTERS
ROPE CLIMBERS • BOULDER CLIMBERS
CLIMBERS, SPRING RIDERS & WHIRLS
PICNIC TABLES, BENCHES & GRILLS • SLIDES &
SWINGS
BASKETBALL GOALS, BACKSTOPS & SOCCER
GOALS
BLEACHERS & PLAYER BENCHES
WATER SLIDES & POOL SLIDES

March 1, 2010

In regards to: CPSIA 2008

To State of West Virginia Purchasing, re: Berwind Lake WMA

Dear: Ms Ferrell,

On August 14, 2008 President Bush signed into law the Consumer Product Safety Improvement Act (CPSIA 2008). This law was enacted, in part, to reduce or eliminate concentrations of lead, certain heavy metals and certain phthalates from "Children's Products". The Consumer Products Safety Commission (CPSC) classifies commercial playground equipment as "Children's Products" for the purposes of the CPSIA 2008.

Miracle Recreation is happy to confirm that our products comply with all applicable requirements of the CPSIA 2008.

If you are considering the purchase of commercial playground equipment, I strongly urge you to require all prospective manufacturers to provide the following information, before making a purchase:

- 1- Written confirmation that their products meet the requirements of CPSIA 2008
- 2- Physical copies of Certificates of Compliance for each of its products and components as required by the CPSIA 2008. (see attached example).

The CPSIA 2008 requires all manufacturers, importers, and distributors of commercial playground equipment to comply with the law. Please note that playground equipment purchased from non-compliant companies may violate the law, may be subject to recall, and may be dangerous to the health of children. You should only work with CPSIA 2008 compliant companies to avoid these risks.

For more specific information on the CPSIA 2008, I direct your attention to the CPSC's website at www.cpsc.gov. Specific questions regarding the legislation should be directed to either the CPSC or your legal counsel. Please note that the CPSC Guidelines for Public Playground Safety are separate and distinct from the CPSIA 2008, and a manufacturer's compliance with the CPSC Guidelines does not necessarily mean that it complies with the CPSIA 2008 as well.

Thank you.

Sincerely,

Michael A Sutton

Michael A. Sutton
Director of Sales

IPEMA Certificate of Compliance



CERTIFICATE

ISSUE DATE: 3/2/2010

Berwind Lake WMA, WV

In the interest of public playground safety, IPEMA provides a third-party certification service whereby Detroit Testing Laboratory, Inc. validates a manufacturer's certification of conformance to the ASTM F1487-07 (excluding sections 7.1.1, 10 and 12.6.1) Standard Consumer Safety Performance Specification for Playground Equipment for Public Use.

The manufacturer listed below has received written validation from Detroit Testing Laboratory, Inc. that the products listed below conform with the requirements of ASTM F1487-07 (excluding sections 7.1.1, 10 and 12.6.1).

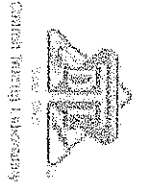
Manufacturer
Miracle Recreation
878 East Highway 60,
Monett, MO 65708

<u>PRODUCT #</u>	<u>PRODUCT LINE</u>	<u>DESCRIPTION</u>
2840	Misc	Slashproof Swing Seat
2990	Misc	360 Degree Seat
303	Misc	WHIRL
456-1	Misc	TARANTULA CLIMBER
458-2A2	Misc	2-WAY PEAK CLIMBER
608-1	Misc	W/HANDRAILS, ADD 2 CLIMBERS
65-749	Misc	Twin Rider w/o character head Typhoon Slide, Rockite (6' Platform)



IPEMA Certificate of Compliance

<u>PRODUCT #</u>	<u>PRODUCT LINE</u>	<u>DESCRIPTION</u>
65-759	Misc	TYPHOON SLIDE, 630 DEG W/PVC STEP (9/4"PLTFM)
918	Misc	SQUIRREL "C" SPRING RIDER
963	Misc	POKEY SNAIL "C" SPRING RIDER
714-852	Kids' Choice	ARCH TIRE SWING
714-852-2S	Kids' Choice	5" OD ARCH FRAME W/2 S/P SEATS MC
714-852-4	Kids' Choice	5" OD ARCH FRAM ONLY 4 SEATS REQ MC



IPEMA Certificate of Compliance



CERTIFICATE

ISSUE DATE: 3/2/2010

Berwind Lake WMA, WV

In the interest of public playground safety, IPEMA provides a third-party certification service whereby Detroit Testing Laboratory, Inc. validates a manufacturer's certification of conformance to the ASTM F1292-04, Standard Specification for Impact Attenuation of Surface Systems Under and Around Playground Equipment Standard. The manufacturer listed below has received written validation from Detroit Testing Laboratory, Inc. that the products listed below conform with the requirements of ASTM F1292-04.

Manufacturer

Zeager Bros. Inc.
4000 East Harrisburg Pike,
Middletown, PA 17057 United States

PRODUCT #

08W

PRODUCT LINE

Woodcarpet

DESCRIPTION

8" Woodcarpet

THK/HT RATIO

8"/8"



• GENERAL SPECIFICATIONS

SAFETY STANDARDS & GUIDELINES All public playground equipment supplied shall meet all applicable provisions of the current "Handbook for Public Playground Safety" published by the Consumer Product Safety Commission (CPSC), and of ASTM F1487-01 "Standard Consumer Safety Performance Specification for Playground Equipment for Public Use," published by the American Society for Testing and Materials (ASTM). Products bearing the certification seal of the International Play Equipment Manufacturers Association (IPEMA) have received written validation of compliance with ASTM F1487-01.

TRADEMARKS Miracle (R), Miracle Recreation (R), Kids' Choice (R), Tots' Choice (R), Center Stage (R), Toddlers' Choice (R), Lokville (R), Spray Stations (R), Hang-A-Round (R), Fun Tunnel (R), Versalok (R), Rock-It (R), Flippopotamus (R), Dupli-Gator (R), Natureworks (R), Tots' Choice Expansion (TM), Play Terrain (R), Boulder Ridge (R), Playcover (R), Webscapes (R), Libra (R), Pegasus (R), Aquarius (R), Gemini (TM), Perseus (TM), Nexus (TM), Bug Bites (TM), Connexion (TM), Kidrox (R), Mt. Hood (TM), Mt. Rainier (TM), Mt. Kilimanjaro (TM), Gator Grip (R), Mega Tower (TM), Observation Deck (R), Big Timber (R), Tensile Tough (TM), Tensile Tower (TM), Timber (TM), Wavy Waffle Wall Walker (TM), X-Cavator (TM), Power Pedaler (TM), Bongo (TM), Flippo (TM), Big Kahuna (R), Camel Back (TM), Mogul (TM), Groove (TM), Toboggan (TM), Typhoon (TM), Chameleon (TM), Whirlwind (TM), Funnel Tunnel (TM), Thunder Tunnel (TM), Serpent Trek (TM), Triple Play (TM), Kids' Perch (TM), View Groove (TM), Fun Fone (TM), Rodeo Rocky (TM), Schnozz Womp (TM), Offspring (TM), Rainbow Bend (TM), Funshades (TM), Sneak-A-View (TM), Rockite (TM), Mira-Cote (TM), Mira-Therm (TM), Mira-Lam (TM), Mira-Lene (TM), OrbX (TM), Sun Sparkle (TM), Trim Timber (TM), XCalator (TM), and Perma-Guard (TM) are trademarks of Miracle Recreation Equipment Company. Tomado (TM), Multi-Pondo (TM), and Pirouette (TM) are trademarks of HAGS (TM). Miracle and HAGS are divisions of PlayPower, Inc. PlayPower (R) is a trademark of PlayPower, Inc.

QUALITY SYSTEM CERTIFICATION The manufacturer's quality system is certified to ISO 9001 since December 1998.

PRODUCT CHANGES At Miracle Recreation Equipment Company, we strive for the utmost in quality and safety in our entire product line. Therefore, in order to honor this commitment to you, our customers, we reserve the right to make changes on any product released and/or published in our annual catalog and other promotional or technical literature.

WARRANTY

Buyer agrees that products sold by Miracle Recreation Equipment Company carry only the following warranties:

- LIMITED ONE HUNDRED (100) YEAR WARRANTY** on aluminum deck posts, steel deck posts, the VersaLok(R) fastening system, and associated fastening hardware against structural failure due to weather corrosion or defects in materials or workmanship.
- LIMITED FIFTEEN (15) YEAR WARRANTY** on steel support legs and Mira-Therm (TM) II on MEGA TOWER (TM), TOTS' CHOICE (R), Nexus (TM), KIDS' CHOICE (R), CENTER STAGE (R), and Boulder Ridge (R) Rock Wall against structural failure due to weather corrosion or defects in materials or workmanship.
- LIMITED FIFTEEN (15) YEAR WARRANTY** on playsystem steel components including railings, rungs, and rigid climbers against structural failure due to defects in materials or workmanship.
- LIMITED FIFTEEN (15) YEAR WARRANTY** on Rockite (R) against structural failure due to defects in materials or workmanship.
- LIMITED TEN (10) YEAR WARRANTY** on all Play Cover (R) steel frames against failure due to weather corrosion or defects in materials or workmanship.
- LIMITED TEN (10) YEAR WARRANTY** on Play Terrain (R) Rubber Mulch against total color loss and on the attenuation performance and appearance of Play Terrain (R) Synthetic Turf safety surfacing. Please contact your local representative for more information.
- LIMITED FIVE (5) YEAR WARRANTY** on all Play Cover (R) fabric due to rot, UV deterioration (shades of red carry LIMITED THREE (3) YEAR WARRANTY), or defects in materials or workmanship.
- LIMITED FIVE (5) YEAR WARRANTY** on Kidrox® Climbing Rocks against structural failure due to defects in materials or workmanship.
- LIMITED FIVE (5) YEAR WARRANTY** on all Webscapes (R) Net Climbers against degradation of design loading capabilities and LIMITED ONE (1) YEAR WARRANTY against defects in materials or workmanship.
- LIMITED THREE (3) YEAR WARRANTY** on Slashproof Seats, Trim Timbers (TM), and 360° Bucket Tot Seats for Swings against structural failure due to defects in materials or workmanship.
- LIMITED ONE (1) YEAR WARRANTY** against structural failure due to defects in materials or workmanship on the following products and components: TODDLERS' CHOICE (R) main support materials and decks; all pool slide support structures, stairways, landings, and railings; bleachers; and all products and components not specifically listed above, including, without limitation, all moving parts and flexible climbers.
- LIMITED SIX (6) MONTH WARRANTY** on sewn fabric components on Early Childhood products against failure due to defects in materials or workmanship.

13. These limited warranties do not protect against color fade (except for Play Cover (R), as noted above), or damage due to excessive wear and tear, vandalism, or negligence. These warranties are valid only if products are installed and maintained according to manufacturer's installation and maintenance instructions.

14. All warranties begin to run on the date of Miracle's invoice. Repaired or replacement part(s) are warranted only for the balance of the original limited warranty.

BUYER'S REMEDY: If any products prove to be defective or non-conforming under normal use and within the above-prescribed warranty periods, Buyer must promptly notify Miracle in writing at P.O. Box 420, Monett, MO 65708 USA. Miracle will within a reasonable time and in its sole discretion repair or replace such defective or non-conforming product by providing replacement products or part(s) free of charge to the site. Miracle's limited warranties do not cover the cost of labor to remove defective or non-conforming part(s) or to install repaired or replacement part(s).

These limited warranties apply only to Miracle products that are erected in conformance with Miracle's installation instructions and maintained and inspected in conformance with Miracle's maintenance and operational instructions. These limited warranties specifically do not cover Miracle products: that have been modified, altered, or misused; that have not been used as designed or intended to; to which non-Miracle parts have been added or substituted; or that have been damaged due to vandalism, abnormal use, or abuse. Buyer, by acceptance and use of these limited warranties, waives any rights it would otherwise have to claim or assert that this limited warranty fails of its essential purpose. Buyer agrees that venue for any court action to enforce these limited warranties shall be in Barry or Greene Counties in the State of Missouri.

EXCEPT AS EXPRESSLY WARRANTED HEREIN, MIRACLE EXPRESSLY DISCLAIMS ANY OTHER WARRANTIES, INCLUDING IMPLIED WARRANTIES OF MERCHANTABILITY OR FITNESS FOR A PARTICULAR PURPOSE AND THOSE ARISING BY STATUTE OR OTHERWISE IN LAW OR FROM COURSE OF DEALING OR USAGE OF TRADE. IN NO EVENT SHALL MIRACLE BE LIABLE FOR ANY SPECIAL, INCIDENTAL, PUNITIVE OR CONSEQUENTIAL DAMAGES, WHETHER BASED UPON CONTRACT, TORT, OR ANY OTHER LEGAL THEORY (INCLUDING WITHOUT LIMITATION, DAMAGES FOR LOSS OF PROFITS, BUSINESS INTERRUPTION, LOSS OF INFORMATION, CONSEQUENTIAL, INCIDENTAL, INDIRECT OR SPECIAL DAMAGES OR OTHER PECUNIARY LOSS).

*Consult Miracle's "Glossary of Technical Data for Materials, Processes and Finishes"
for specifications of items listed in bold type.*

- **TARANTULA CLIMBER** shall comprise a horizontal top ring of two rails with rungs, four vertical support legs attached to ring's inner rail and four vertical climber/ladder assemblies attached to ring's outer rail, providing a variety of climbing challenges for all skill levels. The horizontal top ring shall comprise rungs of **1" tube** solid welded to formed inner and outer rails of **1-1/2" pipe**. The rails shall contain **welded stubs of swaged 1-1/2" pipe** and sleeves of **1-1/4" pipe** for field attachment of legs and climbers respectively. The legs shall be constructed of drilled **1-1/2" pipe**. Each climber assembly shall contain factory-installed threaded aluminum inserts in its swaged ends for field attachment to the ring. Each climber shall have side rails constructed of **1-1/4" pipe**, with formed rungs solid **welded** between them. Cliff climber rungs shall be **1" pipe**. Canyon climber, vertical ladder, and curved loop climber rungs shall be **1" tube**. All hardware shall be **Fastener Style A**. The ring, legs and climbers shall be finished in **Mira-Cote**.
- **PEAK CLIMBERS WITH HANDRAIL AND ADD-ONS** shall be freestanding climbing challenge assemblies comprising a center post with ground-mounted inclined rails containing a series of welded "U" loops on undersides. Model #s 458-2A1 and 458-2A 2 will allow for either one or two add-on climbers. The center post shall be constructed of **5" tube** with a **5" round end cap** mechanically fastened to its top end. The climber rails shall each be constructed of formed **2" pipe**, with an upright spoke, horizontal post attachment stub, and formed "U"-loops of **1" pipe** solid **welded** to its underside. All **Versalok Fasteners** for deck and component attachment shall be **aluminum alloy**. All fastening hardware shall be **Fastener Style A**. The post, rails, and clamps shall be finished in **Mira-Cote**. Handrails shall comprise a spoke of **3/4" oval** tube, top upright of **1" pipe**, and rails of **2" pipe**, all solid welded. Add-ons will include Cliff Climber, Canyon Climber, Trap Door Climber, Climbing Pole, Spider Climber, Spiral Climber, Vine Climber, and Twisted Vine Climber.
- **WHIRL** shall be a "merry-go-round" featuring four U-shaped handrails atop a deck assembly that spins on a center hub. It shall feature a concealed speed governing device, activated by centrifugal force during use, to contain top speed at 28 revolutions per minute. The **welded** hub assembly shall comprise a footing frame holding a center tube with sealed shaft, deep groove ball bearings, and a disc brake. The **5" diameter**, schedule 80 galvanized pipe center tube shall contain a deck support plate of CRS **3/8" plate** and deck plate support braces and brake mounting flange of CRS **1/4"**, **welded**. The **10" diameter** disc brake with **2-7/8" diameter** hole in its center shall be constructed of 11 ga. sheet steel. The shaft shall be constructed of **2-3/4" diameter** C1018 round bar. The shielded deep groove ball bearing shall be 50 mm I.D. by 110 mm O.D. The unshielded tapered bearing shall be 40 mm I.D. by 110 mm O.D. The footing frame shall comprise two horizontal supports **welded** to each end of a channel supporting a shaft support tube. The support shaft shall be constructed of **2-1/2" Sch 40 pipe**. The channel shall be constructed of **3" x 1.4" x 3/16"**. The horizontal supports shall be **1-3/4" x 1-3/4" x 3/16"** 16 ga. angle. The cover for the hub assembly's center tube weldment shall comprise a cap with four swaged pipe stubs of **1" pipe** at 90 degrees (for field assembly of handrails.) Caliper mounting brackets shall be constructed of drilled and formed 7 ga. sheet measuring **12-1/8" wide** by **2-3/4" tall**. The disc caliper brakes shall be constructed of high strength die cast aluminum. Brake extension levers shall measure **12" long** by **3/4" wide** and shall be constructed of 7 ga. aluminum sheet. Brake engage rods shall measure **37" long** by **5/8" wide**, with two bends 90 degrees from each other. The rods shall be constructed of 6 ga. stainless steel wire. The protective cover assembly shall comprise two halves of **135" long** by **8" tall** by **1/4" thick** EPDM ethylene propylene. Stiffener brackets for deck assembly shall be constructed of **2" x 2" x 1/4"** angle. Weight lever assemblies shall be constructed of a bushing and **9" bolt** **welded** to **1/4" x 1-1/4"** sheet. The round weight discs shall be **6" diameter** by **1-1/8" tall** C1018 A36. The deck assembly shall comprise two identical semi-circular deck halves measuring **96" wide** by **48-5/16" deep** with a **5-3/8" semi-circular** cut-out in its flat side's center (for field assembly around hub center post.) Each deck half shall be constructed with 11 ga. steel sheet with an outer skirt of **1/8" flat** sheet steel **4" tall** solid **welded**. Decking sheets shall be perforated with a staggered pattern of **3/8" diameter** holes at **5/8" apart** center-to-center. The decking shall have 7 ga. by **3" flat** steel braces. Protective cover mounting bracket measuring **1" tall** shall be **welded** 11 ga. G-60 Galvannealed. A deck mounting plate shall be constructed of **1/4" black** plate. Each handrail assembly shall comprise an upside down U-shaped arch constructed of **1" pipe** spanning **27-5/16"** and standing approximately **25-5/8"** high from the deck surface,

with **welded** mounting plates of 11 ga. and a rail constructed of 1" **pipe welded** in the arch center formed at an 80.4 degree angle for field assembly to the tube cover. The assembly shall contain **Fastener Style A** and **Fastener Style B** hardware. The deck assembly, cover plate, and stiffener brackets shall be finished in **Mira-Therm** (brown only.) The hub assembly, handrails, and levers shall be finished in **Mira-Cote**. The protective cover shall have color molded in.

- **FREESTANDING TYPHOON SLIDES** shall be freestanding, spiral, one-piece, open bedway slides with two-color barrel canopies and step assemblies with spoked enclosures. Model # 65-748 shall spiral 360 degrees and shall have a 6'-3" platform and overall height of 10'-7". Model # 65-749 shall spiral 405 degrees and shall have a 6'-3" platform and overall height of 10'-7". Model # 65-759 shall spiral 630 degrees and shall have a 9'-4" platform and overall height of 14'-1". Model # 65-769 shall spiral 855 degrees and shall have a 12' platform and overall height of 16'-7". The slide bedway shall be constructed of 1/4" to 5/16" wall **Rockite**. The slide bedway shall be 30" wide with a 15" high sidewall. The center post shall be constructed of **4-1/2" tube**. The step assembly or assemblies shall be constructed of 1/2" x #11 expanded metal with an 11 ga. x 3" flat top bracket and side channels of 7 ga. black steel. The handrail assemblies shall consist of a top rail and support posts, formed, all constructed of **1" pipe**. Each assembly shall be solid **welded**. Closing open ends shall be **plastic pipe plugs**. The 35" platform barrel shall be **Rockite** with a canopy factory-painted alternating colors with polyurethane paint. The barrel shall have molded-in grooves for viewing children. The back-up plate used to connect the step assembly and the barrel shall be constructed of 1/4" x 1" x 4-1/2" flat steel. The slide leg shall be constructed of **2" pipe** with a **welded** channel of 7 ga. sheet for field attachment to slide. The step legs shall be constructed of **1" pipe** with formed ends. The diagonal brace for Model # 65-759 and # 65-769 shall be constructed of **2" pipe** punched and formed on one end. All hardware shall be **Fastener Style A**. The **Rockite** slide and platform canopy shall have color molded in. The steps shall be finished in **Mira-Therm**. The handrails and slide leg shall have a **Mira-Cote** finish. Step legs and diagonal brace shall be finished in **Flo-Coat**. The back-up plates shall have a zinc plate finish.

- **RIDERS** shall be rider components which allow children traditional rocking horse type movement utilizing either a coil style spring or a "flat strip" style spring which has been formed into a "C" shape. The rider body shall consist of a **Rockite** figure or mold positive supported by the body frame. The body frame shall be constructed of **1-1/2" tube**, handholds of **1" tube**, a cross brace of 1-1/2" x 1-1/2" x 3/16" angle, and a mounting plate base constructed of 7 ga. sheet. The frame assembly shall be solid **welded**. The coil springs for coil spring riders shall be heavy-duty, eight coil, 3/4" diameter round spring steel. The spring shall be 5-9/16" in diameter by 13" long. Each spring will have two spiral lock plates for attachment to the concrete foundation and to the 2" x 3" support frames. The "C" springs for "C" spring riders shall be constructed of 3/8" spring steel, 4" wide by approximately 41-1/2" long, bent 180 degrees to form a large "C", except for Model # 953, which shall be 7/16" spring steel. Security plates and spacers shall be constructed of 1/4" flat sheet. For "C" spring riders, the mounting frame shall be constructed of two 25-5/8" x 8" x 2" x 2" x 3/16" C-channel supports **welded** between an attachment plate of 3/8" black sheet steel measuring 9" x 12" and two 8" x 2" x 2" x 1/4" base angles. Each footrest shall consist of a formed **1" tube** footrest bar (with 1" stainless steel plugs closing ends), with two tie bars of 1/4" flat solid **welded**. Handholds shall be constructed of 1" aluminum bar. The covers shall be constructed of low-density polyethylene. Model # 901-1 shall have loop handholds and shall not require covers. For Model # 901-1, each of the two handholds shall consist of a grip and a handle. The grip shall be a single piece of **1" pipe** with a 3/8" button head bolt **welded** on end. The open end shall slide over a rod that shall be positioned through the horse head. The rod shall be threaded on each end to receive the bolts needed to attach each grip. The handle shall be constructed of **1" tube** and shaped to form a wide "U". The handle shall be placed perpendicular to the grip and solid **welded**. When positioned onto the horse, the open end of the handle will be partially inserted into the horse head. Anchor bolts shall be 1/2"-13 x 12" mechanically galvanized steel with 2" of threads running from the end and a 90 degree bend at approximately 1-1/4" from the opposite end. The **Rockite** rider bodies shall have color molded in. The mounting plate, "C" springs, security plates, and spacers shall be finished in **Mira-Cote**. The handholds shall have an aluminum finish. Handhold covers shall have color molded in. The footrest shall have an aluminum enamel finish. The footrest caps shall have a nickel chrome finish. The mounting frame shall have a galvanized finish.

- **TWIN RIDERS** shall contain twin coil springs which give riders a four way rock and teeter. The assembly shall include a sturdy steel frame, aluminum seats, and steel hand and foot rests. The support arm shall be 2" x 3" x 3/16" rectangular tube, 5'-8" long. The handholds and footrests shall be 1" O.D. x 14 ga. galvanized tube and shall be **welded** to a frame fabricated of 1/4" x 2" flat steel. The coil springs shall be heavy-duty, eight coil, 3/4" diameter round spring steel. The spring shall be 5-9/16" in diameter by 13" long. Each spring will have two spiral-lok plates for attachment to the support arm and mounting frame. The seats shall be cast aluminum with approximate dimensions of 13" x 10" x 1-1/2". The mounting frame shall be constructed of two 27-5/8" long support tubes of **5" tube**, **welded** at the top to a mounting plate of 3/8" black sheet steel containing two **welded** 3/4" x 2-1/4" bolts, and **welded** at the bottom to two steel angles measuring 1/4" x 2" x 2" x 7-1/2". For models featuring a character, the character shall consist of a molded figure constructed of high strength, rotationally molded polyethylene plastic that is capable of withstanding extreme weather and playground punishment. The interior framework shall be 1-1/4" **pipe welded** to a 3" x 2" x 3/16" mounting angle. Support arm, seats, hand and foot holds, spiral-loks and coil springs shall have a **Perma-Guard** finish. The character head shall have color molded in with enamel trim. The mounting frame shall have a galvanized finish.

- **ARCH TIRE SWING AND EXTENSION** shall comprise two models: a base unit and an expansion set. Model # 714-852 shall comprise two end arches, a header, and clamps which assemble to form a swing frame, and swivel and tire assemblies which shall be field attached to the frame by PVC-coated chains. Model # 714-852-X shall be an "add-a-bay" extension module comprising an extension arch, a header, clamps, and swivel, tire and chain assemblies. The tire assembly shall swing to and fro and may rotate 360 degrees. Arch assemblies shall consist of the arch which functions as the legs for the swing frame, and arch stubs which shall support the header. Arches and stubs shall be constructed of **5" tube**. Arches shall measure 132" from leg end to the plane at the height of the underside of the arch apex. Stubs shall measure approximately 5-1/4" drilled on top and bottom. The header assembly must be installed 8' above the finished surfacing. The header assembly shall consist of a header with a sleeve connector attached to each end. The header shall be constructed of **5" tube** and shall measure 124". The sleeve connector shall be 6" long and constructed of **5" Sch 40 pipe** drilled on top and bottom. The sleeve connectors shall be solid **welded** to the headers with an overhang receptacle depth of 3-1/2". The tire assembly shall consist of a 6.70 x 15 4-ply tire, three spacers, three eyebolt fasteners, and other fastener hardware. The spacers shall be constructed of **3/4" tube** approximately 5" in length, with end plates of 5/8" flat on each end. The fastener hardware shall be **Fastener Style A**. The clamp assembly shall consist of two top ring-type clamp halves and a single lower casting with connection points to mate with the two top pieces. The lower casting shall contain a socket receptacle to receive the tire hanger. A hole shall exist on the sides of the receptacle to allow a bolt to pass through. The two top ring-type clamp halves shall be constructed of **5" tube**. The lower clamp piece shall be cast ductile iron with a steel sleeve insert. The chain links shall be low carbon zinc plated steel with a black polyvinyl chloride coating. The chains shall be 54" in length.

The swivel assembly shall consist of a heavy duty universal joint, constructed of 80,000 PSI minimum yield carbon steel and secured to the yoke with eight spiral lock rings, with upper and lower thrust bearings. The lower thrust bearing shall have a forged eye nut for attaching swing chains. The eye nut shall be secured with a 5/8" diameter grade #8 bolt. The lower thrust bearing shall allow 360 degree rotation of the eye nut with a static load rating of 600 lbs. in all directions (i.e. when U-joint shall be at maximum 90 degrees displacement from vertical.) The upper thrust bearing shall have a spindle hanger with threads to allow disassembly and maintenance of tapered bearings and shall be secured with a 1" diameter slotted hex nut and 3/16" cotter pin. The assembly between the eye loop and the top of the shaft hanger shall have a protective bellows covering, constructed of polyester-reinforced vinyl laminate with a helix spring support, which may be removed by service personnel. The protective covering shall be fastened to the unit with plated steel hose clamps. All bearings shall be accessible to service personnel to allow for lubrication and maintenance. The maximum vertical static load shall be 7700 lbs. All hardware shall be **Fastener Style A**. The arch assemblies and the header assemblies shall be finished in **Mira-Cote**. The clamps shall be finished in **Perma-Guard**. The chains shall be PVC-dipped. The swivel shall be finished with a high gloss black acrylic urethane enamel.

- **SWING SEATS** shall reference one of the following in Miracle's "Glossary of Technical Data for Materials, Processes and Finishes": **Slashproof Seat, 360 Degree Slashproof Tot Seat, Therapeutic Swing Seat or Mirage Therapeutic Swing Seat**.

Technical Data for Processes and Finishes of the Highlighted Items

- **aluminum alloy** conforms to the following: ASTM 356, ANSI 322, Chrysler MS 2417 and General Motors GM 4323-M. Parts or components constructed of aluminum alloy are either *sand cast* or *die cast*. *Sand cast aluminum alloy* is 319 with tensile strength of 27,000 p.s.i. and yield strength of 18,000 p.s.i. *Die cast aluminum alloy* is 383.1 with tensile strength of 45,000 p.s.i. and yield strength of 22,000 p.s.i.
- **4/0 straight link coil chain** is hot dipped galvanized with a 670 pound working load limit. All chain shall be manufactured to ASTM A467-86A Class CS specifications.
- **Versalok Fasteners (R)** are cast **aluminum alloy**. Each fastener consists of two die cast **aluminum alloy** "half ring" pieces, which were designed to fasten onto the round posts by use of a male/female interlock. For 3-1/2" post, outside dimension of the completed fastener (joined "half-rings") is 5". For 5" post, outside dimension of the completed fastener is 6-1/2". *Rungs and components* connect to clamps on posts by means of die cast **aluminum alloy**, two-piece socket receptors which may be assembled to a previously-installed clamp ring and secured to the clamp and component by set screws (and tek screws in some cases). *Decks* connect to clamps on posts by means of die cast **aluminum alloy**, one-piece deck support castings. The clamp assembly and socket receptor have a **Mira-Cote** finish. Kids' Choice components with 2" pipe mounting points attach to 5" posts using **aluminum alloy** sand cast header supports.
- **5" round end cap** is die cast **aluminum alloy**.
- **Fastener Style A** is a corrosion resistant, 18-8, stainless steel, vandal resistant fastener.
- **Fastener Style B** is an all aluminum blind rivet or aluminum drive rivet with stainless steel pin. Both are corrosion resistant and vandal resistant fasteners.
- **fiberglass** components are sprayed-up isophthalic molding resin with fiberglass reinforcements. The resins and fiberglass are tested in accordance with ASTM D-790, D-38-0651 and D-638. All sprayed up fiberglass components have a **Gelcoat** finish which is molded in during the spray up process.
- **Flo-Coat (R)** is a patented triple coat corrosion protection process of Allied Tube and Conduit's Mechanical Tube Division, wherein steel pipe or tube first receives a hot-dipped uniform zinc galvanized coating followed by a conversion coating followed by a clear, high performance organic polymer coating. The interior of the tube has an 81% minimum zinc rich primer applied, capable of providing excellent rust protection and fabrication characteristics. All coatings are applied inside and out after welding. Flo-Coat processed tube exceeds the test results of galvanized Sch 40 pipe in salt spray tests conducted in accordance with ASTM B-117. The term "Flo-Coat" is a registered trademark of Allied Tube and Conduit, used with permission.
- **GATOR GRIP (TM)** is a three dimensional textured pattern exclusive to Miracle, embossed in steel to a depth of .014" to .017".
- **Gelcoat** is formulated with tough flexible polyester resins containing isophthalic acid and neopentyl glycol for maximum performance. Gelcoat is U.V. light stabilized and is blister resistant after long term exposure to water. Gelcoat meets USAS standard E 124.2 and Canadian standard Can 3-B45-Series-M-81.
- **Mira-Cote (TM)** is a Super Durable formulation of a polyester powder coating finish that is applied to a thickness of 3-5 mil. This finish gives metal parts long term protection from chipping, fading and peeling. Miracle's finishing system washes the metal parts with detergent and etches the metal for optimum adhesion. The part is then rinsed clean with water. Next the part is coated with a non-chromic sealer and dried. The Mira-Cote powder is then applied electrostatically to the metal part. The metal parts are then baked at a high temperature to fuse a hard, smooth durable finish to the metal. Mira-Cote has an impact value of 160 in. lbs., flexibility value of 180 degrees-1/4" mandrel, shore hardness value H and a crosshatch

adhesion of 100%. Mira-Cote is tested in accordance with ASTM D-792, D-523, D-2794, D-1737, D-3363, D-3359 (b), B117 and D-2247. Mira-Cote will withstand over a 1,500 hours of salt spray exposure and 1,500 hours of weatherometer testing with minimal loss of gloss and color.

- **Mira-Therm (TM)** is a polyvinyl chloride coating applied to a thickness of 1/16" to 1/8". Primed metal parts are heated and then dipped in a vinyl plastisol solution. As the vinyl plastisol is heated, fusion takes place and the liquid is converted into a tough, homogenous mass with excellent abrasion, aging, corrosion and electrical resistance. Mira-Therm also contains U.V. light stabilizers and color pigments. Mira-Therm is a proprietary brand of PVC. Materials are tested in accordance with ASTM D-638, ASTM D-412, ASTM D-2240 and ASTM D-1004. Mira-Therm meets the FMVSS 302 flammability rating.
- **Perma-Guard (TM)** is an acrylic polyurethane, two component ultra-violet radiation inhibited coating. Three U.V. inhibitors and antioxidants work synergistically to provide protection from all climate and environmental conditions. Perma-Guard's hard, smooth surface makes it impact resistant and able to withstand heavy traffic and abuse. Graffiti can be removed with a suitable solvent. For metal parts, Miracle's finishing system washes the metal parts with detergent and etches the metal for optimum adhesion. The part is then rinsed clean with water. Next the part is coated with a non-chromic sealer and dried. Perma-Guard is applied and either air-dried or baked-on in an oven at 180 degrees F to form a hard, smooth, durable finish.
- **pipe sized tube** is 1010 hot rolled, **Flo-Coat**, galvanized pipe manufactured from steel, cold formed and high frequency induction welded continuously. It conforms to ASTM A-135 and ASTM A-500 and is tested in accordance with ASTM E-8.
- **schedule 40 galvanized pipe** consists of a hot dip process of coating the pipe inside and out with not less than 1.6 ounces per square foot with an average of 1.8 ounces per square foot. Schedule 40 pipe conforms to ASTM standards A-53.
- **1" pipe** is **GATOR GRIP** embossed 14 ga., **1" pipe sized tube** (1.315" OD; approx. 1-5/16" OD.)
- **1-1/4" pipe** is 13 ga., **1-1/4" pipe sized tube** (1.660" OD; approx. 1-11/16" OD.)
- **1-1/2" pipe** is 13 ga., **1-1/2" pipe sized tube** (1.900" OD; approx. 1-7/8" OD.)
- **2" pipe** is 12 ga., **2" pipe sized tube** (2.375" OD; approx. 2-3/8" OD.)
- **2-1/2" Sch 40 pipe** is 2-1/2" **schedule 40 galvanized pipe** (2.875" OD; approx. 2-7/8" OD.)
- **5" Sch 40 pipe** is 5" **schedule 40 galvanized pipe** (5.563" OD; approx. 5-9/16" OD.)
- **plastic pipe plugs** are injection molded polypropylene containing U.V. light stabilizers.
- **Rockite (R)** (Rotational Molding Polyethylene) is a low density polyethylene produced from high performance, U.V. stabilized rotational molding grade resins with a comprehensive additive package. These resins are tested in accordance with ASTM testing procedures D-1505, D-1248, D-1693(b), D-638, D-790 and D-746. Resin's properties exhibit a balance of toughness, rigidity, environmental stress crack resistance and excellent low temperature impact performance. Wall thickness of molded components is 3/16" to 1/4".
- **Slashproof Seat** is a flexible flat single strap seat with end attachment points and an exterior surface of blue EPDM rubber. Models with chain have two segments of **4/0 straight link coil chain** to suspend the swing from a swing frame header. The slashproof seat is constructed of a 4" wide inner steel insert of type 301 stainless spring steel, 0.020" thick. The slashproof seat is 26" long (excluding mounting triangles) x 5" wide x 5/8" thick at the front and rear leading cushion edges. The rubber molded to the steel core is 70 durometer blue EPDM. At each end, a 16 ga. galvanized steel clip 3" wide is attached by three stainless steel rivets through the clip and seat subassembly. A 3/8" diameter galvanized steel mounting triangle is encompassed by the steel clip at each end of the seat. For Model # 284-74, the lower 30" of the chain is finished in **Mira-Therm**.
- **360 Degree Slashproof Tot Seat** is a flexible seat fabricated into a configuration of a wide strap under and through the bottom, a wide strap running completely around at the top, and two (2) interconnecting straps at the front and rear of the seat for complete enclosure of the small user. The exterior surface is blue EPDM rubber. Models with chain have two segments of **4/0 straight link coil chain** to suspend the swing from a swing frame header. The 360 degree tot seat is constructed of a one piece die cut 0.020" thick, martensitic spring steel insert with 70 durometer blue EPDM rubber, 1/4" thick, molded to the insert. The main seat strap is 5" wide, the back strap is 4" wide, and the front strap is 2" wide. The two (2) places where the straps are interconnected and form the suspension points for the seat are held by a clip and grommet system. The clip is 4" wide 16 ga. galvanized steel. There are two grommets per clip, each of which is 3/4" O.D. by 14 ga. wall galvanized steel tube, flared to securely attach the clip to the seat. The two (2) mounting triangles are secured to the seat by clips and are made from 3/8" steel round stock, formed and galvanized. For Model # 299-74, the lower 30" of the chain is finished in **Mira-Therm**.
- **Therapeutic Swing Seat** is a **fiberglass** seat molded to form a single piece chair with a red **Gelcoat** finish. A "T" configuration chain assembly attached to the front of the chair encloses the small user. All chain is **4/0 straight link coil chain**. All rubber surfaces are blue EPDM. All exposed metal surfaces are bright zinc plated.

- **round tube** is fabricated of 1010 hot rolled, **Flo-Coat**, galvanized tube manufactured from steel, cold formed and high frequency induction **welded** continuously. It conforms to ASTM A-135 and ASTM A-500 and is tested in accordance with ASTM E-8. The minimum mechanical properties of the tube are yield strength of 50,000 p.s.i. and tensile strength of 55,000 p.s.i.

- **3/4" tube** is 3/4" OD, 12 ga. **round tube**.

- **1" tube** is 1" OD, 15 ga. fluted **round tube**.

- **1-1/2" tube** is 1-1/2" OD, 16 ga. **round tube**.

- **4-1/2" tube** is 4-1/2" OD, 7 ga. **round tube**.

- **5" tube** is 5" OD, 13 ga. **round tube**.

- **welded** refers to welds that are made by certified welders, tested in accordance with AWS D1.1-94, structural welding code specifications for steel. Welds conform to AWS A5.17 ASME SFA-5.17 EML3K and AWS A-5.18ER70S-3 ASME SFA-5.18 ER70s-3 LE332- C and LE-559-L.

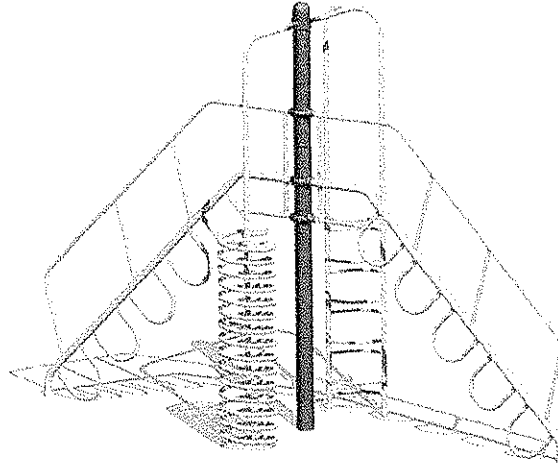
- **Specification Policy: Specifications were current at the time of publication. Miracle Recreation Equipment Company has a policy of ongoing product improvement and therefore reserves the right to modify specifications or discontinue products without notice.**

Peak Climber with Handrail - 2-Way, 3-Way & 4-Way; Climber Add-Ons

458-2A2

**Peak Climber with Handrail,
2-Way with 2 Add-ons**

Note: Climber shown with Add-ons 4582A-9695 & 4582A-721.





Product Specifications

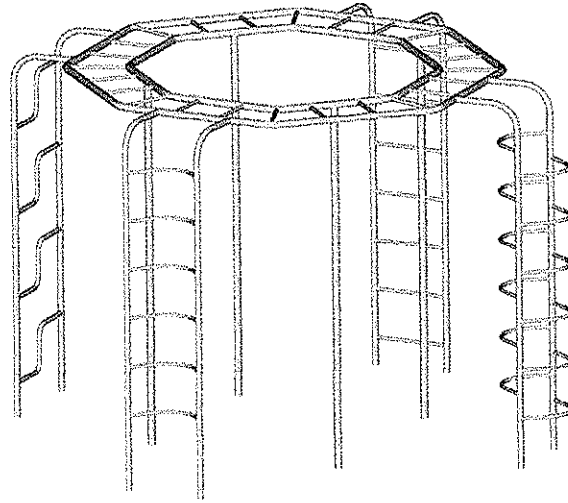
Dec. 19, 2002 Rev. A

MIRACLE
RECREATION EQUIPMENT COMPANY

Tarantula Climber

456-1

Tarantula Climber



Tarantula Climber

456-1



Product Specifications

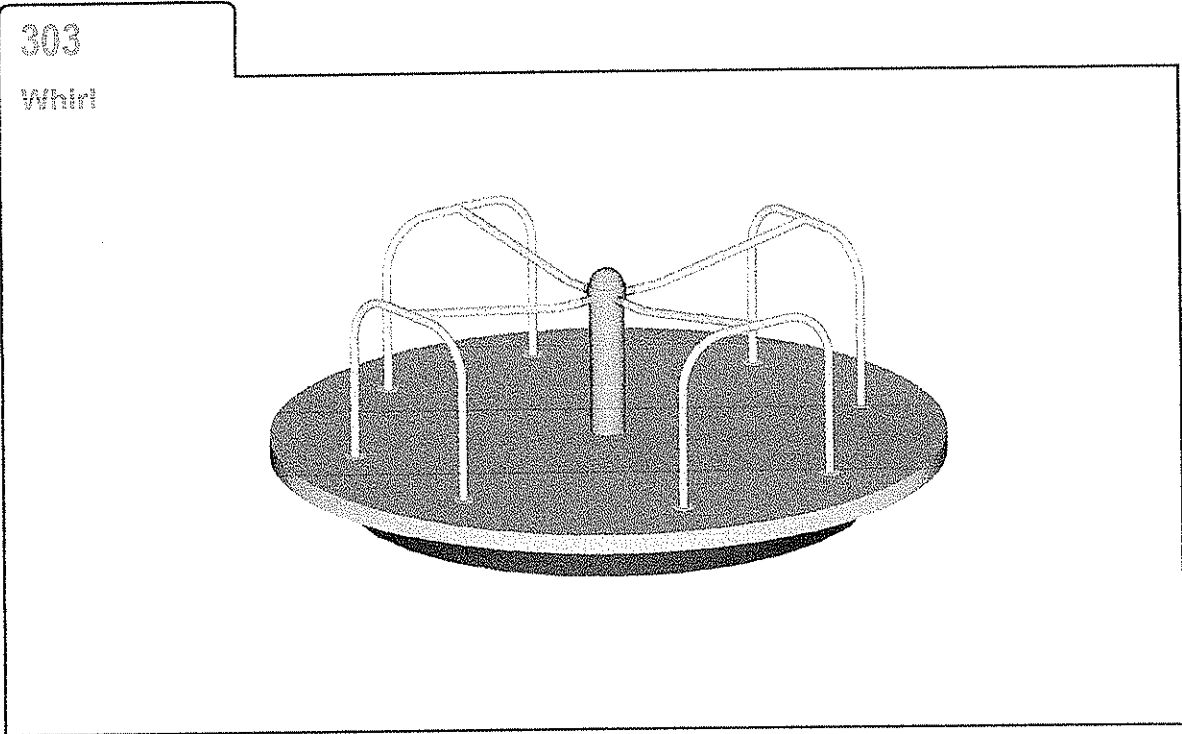
Rev. A

MIRACLE
RECREATION EQUIPMENT COMPANY

Whirl with Governor


303

Whirl



Whirl

303



Product Specifications

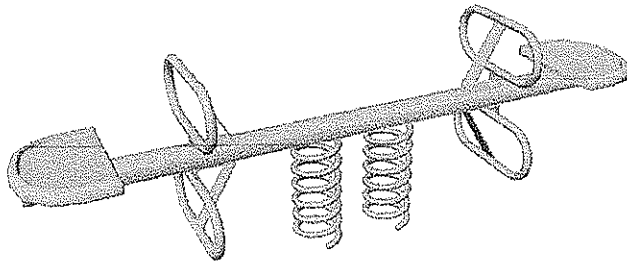
Rev. E

MIRACLE
RECREATION EQUIPMENT COMPANY

Twin Rider

608-1

Twin Rider



Twin Rider

608-1



Product Specifications

January 20, 2009


Rev. C

MIRACLE
RECREATION EQUIPMENT COMPANY

"C" Spring Riders
Hoppy & Pokey

962

Hoppy "C" Spring Rider



963

Pokey "C" Spring Rider



"C" Spring Riders



Product Specifications

August 28, 2007


Rev. H

MIRACLE
RECREATION EQUIPMENT COMPANY

"C" Spring Riders - Rodeo Rocky, Cleo Lion, Chipper Squirrel, Sammy Seal, Moto-Cross, Frog, Schnozz Wump, Elephant, Jet Interceptor & ATV


901

"Rodeo Rocky" "C" Spring Rider




917

"Cleo Lion" "C" Spring Rider



918

"Chipper Squirrel" "C" Spring Rider



919

"Sammy Seal" "C" Spring Rider



"C" Spring Riders



Product Specifications

May 9, 2008

Rev. N


MIRACLE
RECREATION EQUIPMENT COMPANY

Swing Seats

Swing Seats

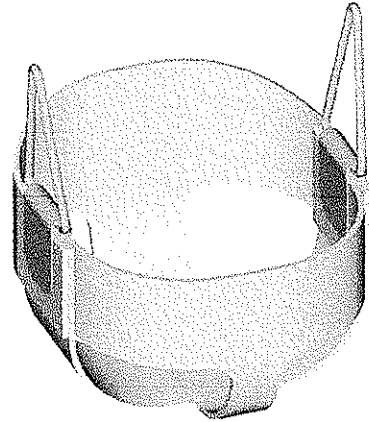
284, 2840 & 2841

Slashproof Seat



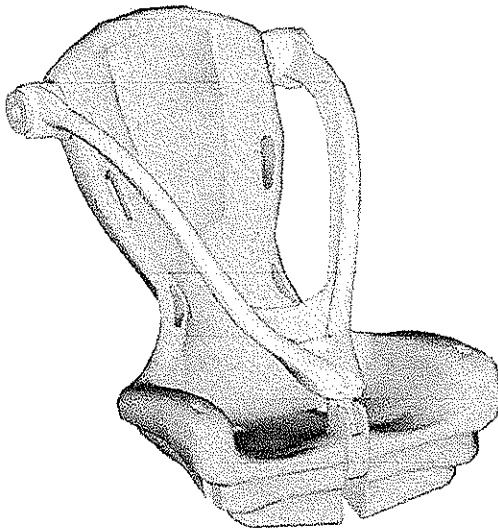
299 & 2990

360° Tot Seat



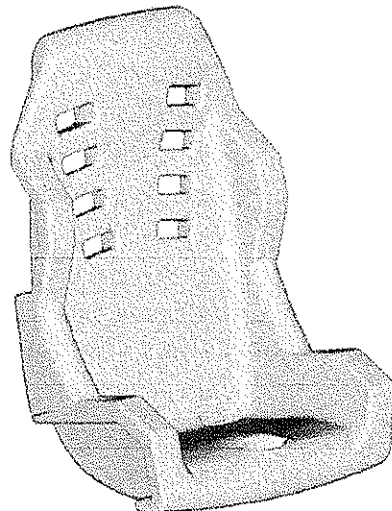
2720

Therapeutic Swing Seat



2721

Mirage Therapeutic Swing Seat





Product Specifications

September 26, 2006

Rev. D

MIRACLE
RECREATION EQUIPMENT COMPANY

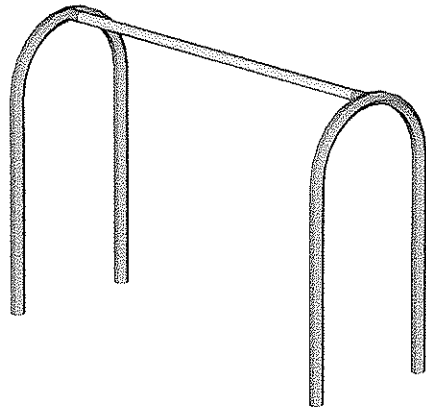
Kids' Choice®

Arch Swing Frames & Arch Swing Frame Extensions

714-852-2 & 714-852-2X

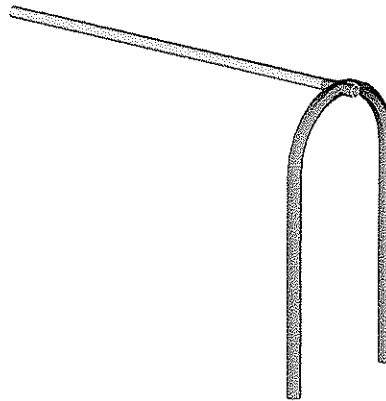
Arch Swing Frame*

(2) End Arches & (1) Header form (1) Bay for (2) Seats



Arch Swing Frame Extension*

(1) Extension Arch & (1) Header form (1) additional Bay for (2) additional Seats

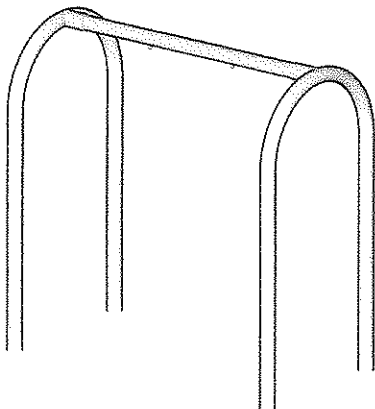


* Specifications for Model #s 714-852-2 and 714-852-2X encompass Model #s 714-852-4 and 714-852-6.

714-852-1H & 714-852-2HH

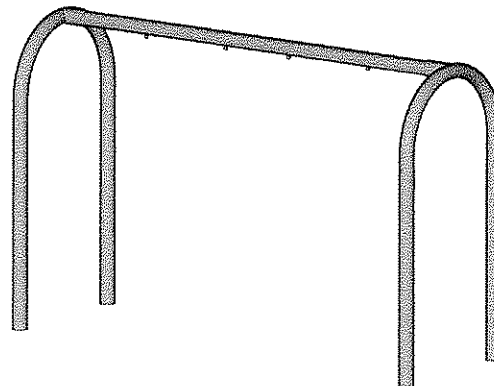
Arch Swing Frame for Therapeutic Swing Seat

(2) End Arches & (1) Header form (1) Bay for (1) Therapeutic Swing Seat



Arch Swing Frame for Therapeutic Swing Seats

(2) End Arches & (1) Header form (1) Bay for (2) additional Therapeutic Swing Seats



Arch Swing Frames & Extensions

714-852-2, 714-852-2X, 714-852-1H, 714-852-1HX, 714-852-2HH, 714-852-2HHX



Kids' Choice®

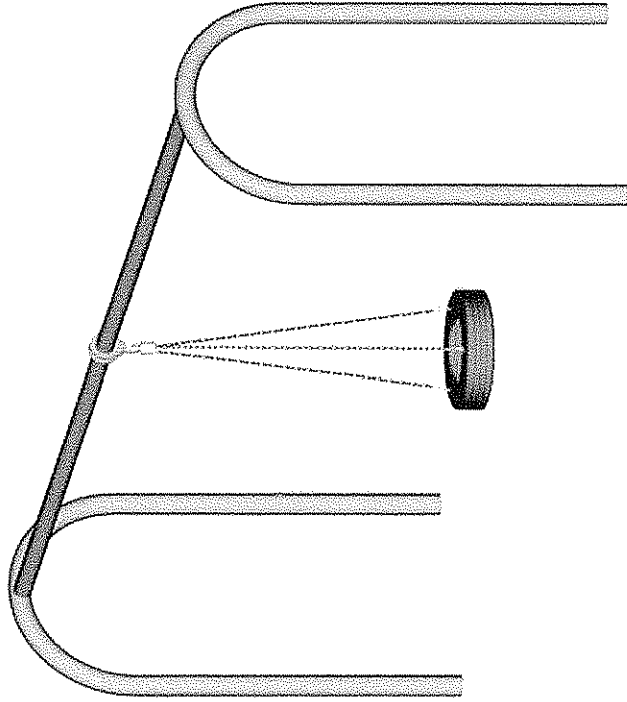
MIRACLE
RECREATION EQUIPMENT COMPANY

Arch Tire Swing and Arch Tire Swing Extension

714-852

Arch Tire Swing

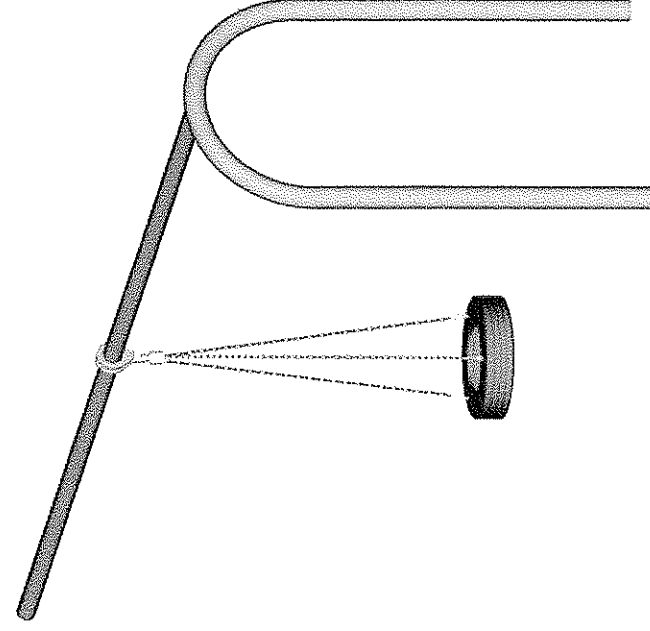
(2) End Arches, (1) Header & (1) Tire Swing Assembly
form (1) Complete Bay



714-852-X

Arch Tire Swing Extension

(1) Extension Arch, (1) Header & (1) Tire Swing Assembly form
(1) Additional Bay





Product Specifications

November 27, 2006

Rev. D

MIRACLE
RECREATION EQUIPMENT COMPANY

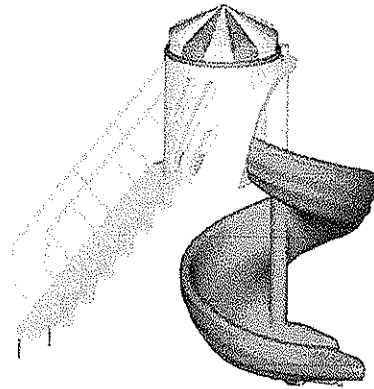
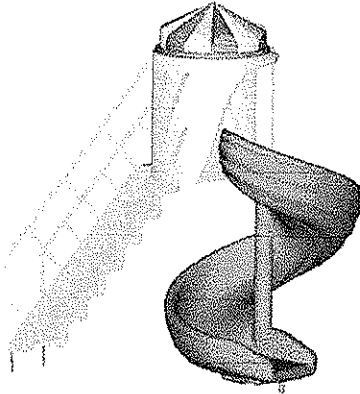
Freestanding Typhoon Slides - Platform Heights of 6'-3", 9'-4" & 12'

Freestanding Typhoon Slides

65-748 and **65-749**

**Freestanding Typhoon Slide, 360°,
6'-3" Platform**

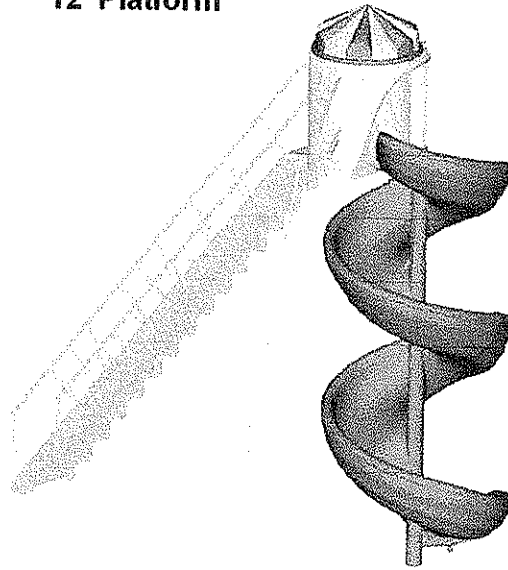
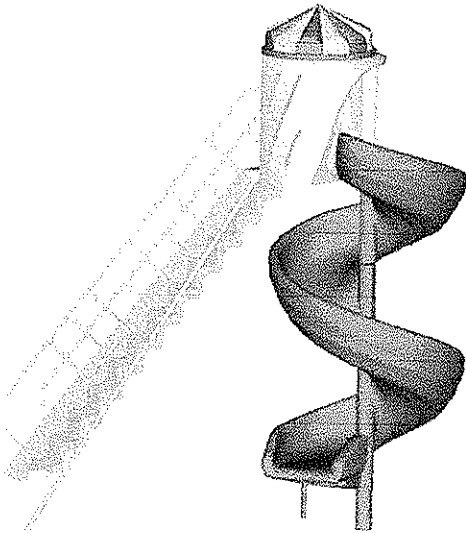
**Freestanding Typhoon Slide, 405°,
6'-3" Platform**



65-759 and **65-769**

**Freestanding Typhoon Slide, 630°,
9'-4" Platform**

**Freestanding Typhoon Slide, 855°,
12' Platform**



Freestanding Typhoon Slides

Freestanding Typhoon Slides

<u>MODEL #</u>	<u>PRODUCT</u>	<u>PLATFORM</u>	<u>OVERALL HT.</u>	<u>GRND. SPC.</u>	<u>PROT. AREA</u>	<u>CONCRETE</u>
65-748	FS Typhoon Slide, 360°	6'-3"	10'-7"	9'-0" x 5'-9"	23'-11" x 18'-5"	0.40 cu yds
65-749	FS Typhoon Slide, 405°	6'-3"	10'-7"	9'-2" x 5'-9"	23'-4" x 19'-2"	0.40 cu yds
65-759	FS Typhoon Slide, 630°	9'-4"	14'-1"	12'-7" x 9'-6"	25'-2" x 24'-4"	0.40 cu yds
65-769	FS Typhoon Slide, 855°	12'	16'-7"	15'-0" x 11'-6"	27'-9" x 28'-0"	0.45 cu yds

DESCRIPTION

These models are freestanding, spiral, one-piece, open-bedway slides with barrel canopies and step assemblies with spoked enclosures. Platform heights and spiral dimensions vary.

MATERIALS

- Slide Assembly:** The slide bedway shall be constructed of 1/4" to 5/16" wall Rockite. The slide bedway shall be 30" wide with a 15" high sidewall. The center post shall be constructed of 4-1/2" tube.
- Step Assembly(ies):** The step assembly(ies) shall be constructed of 11 ga. sheet with an 11 ga. bolting bracket and side channels of 11 ga. black steel.
- Handrail Assemblies:** The handrail assemblies shall consist of a top rail and support posts, formed, all constructed of 1" pipe. Each assembly shall be solid welded. Plastic pipe plugs shall close open ends.
- Platform & Canopy:** The 35" platform barrel shall be Rockite, with a Rockite canopy available in either one solid color or trimmed in two alternating colors. The barrel shall have molded-in grooves for viewing children.
- Back-up Plates:** The back-up plate used to connect the step assembly and the barrel shall be constructed of 1/4" x 1" x 4-1/2" flat steel.
- Slide Leg:** The slide leg shall be constructed of 2" pipe and will be field attached to the slide using a channel of 7 ga. sheet.
- Step Legs:** The step legs shall be constructed of 1" pipe with formed ends.
- Diagonal Brace:** The diagonal brace for Model # 65-759 and # 65-769 shall be constructed of 2" pipe punched and formed on one end.
- Fasteners:** All hardware shall be Fastener Style A.
- Finishes:** The Rockite slide and platform canopy shall have color molded-in. The steps shall be finished in Mira-Therm. The handrails, braces, and slide leg shall have a Mira-Cote finish. The back-up plates shall have an aluminum finish.

Consult Miracle's "Glossary of Technical Data for Materials, Processes and Finishes" for specifications of underlined items.

State of West Virginia

VENDOR PREFERENCE CERTIFICATE

Certification and application* is hereby made for Preference in accordance with **West Virginia Code**, §5A-3-37. (Does not apply to construction contracts). **West Virginia Code**, §5A-3-37, provides an opportunity for qualifying vendors to request (at the time of bid) preference for their residency status. Such preference is an evaluation method only and will be applied only to the cost bid in accordance with the **West Virginia Code**. This certificate for application is to be used to request such preference. The Purchasing Division will make the determination of the Resident Vendor Preference, if applicable.

1. **Application is made for 2.5% resident vendor preference for the reason checked:**
 Bidder is an individual resident vendor and has resided continuously in West Virginia for four (4) years immediately preceding the date of this certification; **or**,
 Bidder is a partnership, association or corporation resident vendor and has maintained its headquarters or principal place of business continuously in West Virginia for four (4) years immediately preceding the date of this certification; **or** 80% of the ownership interest of Bidder is held by another individual, partnership, association or corporation resident vendor who has maintained its headquarters or principal place of business continuously in West Virginia for four (4) years immediately preceding the date of this certification; **or**,
 Bidder is a nonresident vendor which has an affiliate or subsidiary which employs a minimum of one hundred state residents and which has maintained its headquarters or principal place of business within West Virginia continuously for the four (4) years immediately preceding the date of this certification; **or**,
2. **Application is made for 2.5% resident vendor preference for the reason checked:**
 Bidder is a resident vendor who certifies that, during the life of the contract, on average at least 75% of the employees working on the project being bid are residents of West Virginia who have resided in the state continuously for the two years immediately preceding submission of this bid; **or**,
3. **Application is made for 2.5% resident vendor preference for the reason checked:**
 Bidder is a nonresident vendor employing a minimum of one hundred state residents or is a nonresident vendor with an affiliate or subsidiary which maintains its headquarters or principal place of business within West Virginia employing a minimum of one hundred state residents who certifies that, during the life of the contract, on average at least 75% of the employees or Bidder's affiliate's or subsidiary's employees are residents of West Virginia who have resided in the state continuously for the two years immediately preceding submission of this bid; **or**,
4. **Application is made for 5% resident vendor preference for the reason checked:**
 Bidder meets either the requirement of both subdivisions (1) and (2) or subdivision (1) and (3) as stated above; **or**,
5. **Application is made for 3.5% resident vendor preference who is a veteran for the reason checked:**
 Bidder is an individual resident vendor who is a veteran of the United States armed forces, the reserves or the National Guard and has resided in West Virginia continuously for the four years immediately preceding the date on which the bid is submitted; **or**,
6. **Application is made for 3.5% resident vendor preference who is a veteran for the reason checked:**
 Bidder is a resident vendor who is a veteran of the United States armed forces, the reserves or the National Guard, if, for purposes of producing or distributing the commodities or completing the project which is the subject of the vendor's bid and continuously over the entire term of the project, on average at least seventy-five percent of the vendor's employees are residents of West Virginia who have resided in the state continuously for the two immediately preceding years.

Bidder understands if the Secretary of Revenue determines that a Bidder receiving preference has failed to continue to meet the requirements for such preference, the Secretary may order the Director of Purchasing to: (a) reject the bid; or (b) assess a penalty against such Bidder in an amount not to exceed 5% of the bid amount and that such penalty will be paid to the contracting agency or deducted from any unpaid balance on the contract or purchase order.

By submission of this certificate, Bidder agrees to disclose any reasonably requested information to the Purchasing Division and authorizes the Department of Revenue to disclose to the Director of Purchasing appropriate information verifying that Bidder has paid the required business taxes, provided that such information does not contain the amounts of taxes paid nor any other information deemed by the Tax Commissioner to be confidential.

Under penalty of law for false swearing (West Virginia Code, §61-5-3), Bidder hereby certifies that this certificate is true and accurate in all respects; and that if a contract is issued to Bidder and if anything contained within this certificate changes during the term of the contract, Bidder will notify the Purchasing Division in writing immediately.

Bidder: TAYLOR SPORTS & REC Signed: Thomas C. Nelson
 Date: 3-1-2010 Title: Regional Rep

*Check any combination of preference consideration(s) indicated above, which you are entitled to receive.

RFQ No. DOR 210144

STATE OF WEST VIRGINIA
Purchasing Division

PURCHASING AFFIDAVIT

West Virginia Code §5A-3-10a states: No contract or renewal of any contract may be awarded by the state or any of its political subdivisions to any vendor or prospective vendor when the vendor or prospective vendor or a related party to the vendor or prospective vendor is a debtor and the debt owed is an amount greater than one thousand dollars in the aggregate.

DEFINITIONS:

"Debt" means any assessment, premium, penalty, fine, tax or other amount of money owed to the state or any of its political subdivisions because of a judgment, fine, permit violation, license assessment, defaulted workers' compensation premium, penalty or other assessment presently delinquent or due and required to be paid to the state or any of its political subdivisions, including any interest or additional penalties accrued thereon.

"Debtor" means any individual, corporation, partnership, association, limited liability company or any other form or business association owing a debt to the state or any of its political subdivisions. "Political subdivision" means any county commission; municipality; county board of education; any instrumentality established by a county or municipality; any separate corporation or instrumentality established by one or more counties or municipalities, as permitted by law; or any public body charged by law with the performance of a government function or whose jurisdiction is coextensive with one or more counties or municipalities. "Related party" means a party, whether an individual, corporation, partnership, association, limited liability company or any other form or business association or other entity whatsoever, related to any vendor by blood, marriage, ownership or contract through which the party has a relationship of ownership or other interest with the vendor so that the party will actually or by effect receive or control a portion of the benefit, profit or other consideration from performance of a vendor contract with the party receiving an amount that meets or exceed five percent of the total contract amount.

EXCEPTION: The prohibition of this section does not apply where a vendor has contested any tax administered pursuant to chapter eleven of this code, workers' compensation premium, permit fee or environmental fee or assessment and the matter has not become final or where the vendor has entered into a payment plan or agreement and the vendor is not in default of any of the provisions of such plan or agreement.

Under penalty of law for false swearing (*West Virginia Code §61-5-3*), it is hereby certified that the vendor affirms and acknowledges the information in this affidavit and is in compliance with the requirements as stated.

WITNESS THE FOLLOWING SIGNATURE

Vendor's Name: Taylor Sports and Recreation

Authorized Signature: Charles Fryer Date: 2/19/2010

State of West Virginia

County of Berkley, to-wit:

Taken, subscribed, and sworn to before me this 19 day of February, 2010.

My Commission expires February 21, 2011.

AFFIX SEAL HERE

NOTARY PUBLIC Melinda A. Markle

