



State of West Virginia
 Department of Administration
 Purchasing Division
 2019 Washington Street East
 Post Office Box 50130
 Charleston, WV 25305-0130

Request for Quotation

RFO NUMBER
DNR210028

PAGE
1

ADDRESS CORRESPONDENCE TO ATTENTION OF
KRISTA FERRELL 304-558-2596

VENDOR
 *709022058 800-848-7556
 SERVICE SUPPLY LTD
 1524 SOUTH HAMILTON RD
 COLUMBUS OH 43227

SHIP TO
 DIVISION OF NATURAL RESOURCES
 CASS SCENIC RAILROAD ST PARK
 ATTN: PARK SUPERINTENDENT
 BOX 107
 CASS, WV 24927
 456-4300

DATE PRINTED	TERMS OF SALE	SHIP VIA	F.O.B.	FREIGHT TERMS
09/17/2009				

BID OPENING DATE: 10/15/2009 BID OPENING TIME 01:30PM

LINE	QUANTITY	UOP	CAT. NO.	ITEM NUMBER	UNIT PRICE	AMOUNT
0001	1	LS		650-38		
<p>PLAYGROUND EQUIPMENT CASS SCENIC RR STATE PARK</p> <p>THE WEST VIRGINIA PURCHASING DIVISION, FOR THE AGENCY, THE WEST VIRGINIA DIVISION OF NATURAL RESOURCES IS SOLICITING BIDS FOR PLAYGROUND EQUIPMENT FOR CASS SCENIC RAILROAD STATE PARK PER THE ATTACHED SPECIFICATIONS.</p> <p>TECHNICAL QUESTIONS MUST BE SUBMITTED IN WRITING TO KRISTA FERRELL IN THE PURCHASING DIVISION VIA FAX AT 304-558-4115 OR VIA EMAIL AT KRISTA.S.FERRELL@WV.GOV. DEADLINE FOR TECHINCAL QUESTIONS IS 10/01/2009 AT THE CLOSE OF BUSINESS. ALL TECHNICAL QUESTIONS RECEIVED, IF ANY, WILL BE ANSWERED BY ADDENDUM AFTER THE DEADLINE HAS LAPSED.</p> <p>BANKRUPTCY: IN THE EVENT THE VENDOR/CONTRACTOR FILES FOR BANKRUPTCY PROTECTION, THIS CONTRACT MAY BE DEEMED NULL AND VOID, AND TERMINATED WITHOUT FURTHER ORDER.</p> <p>THE MODEL/BRAND/SPECIFICATIONS NAMED HEREIN ESTABLISH THE ACCEPTABLE LEVEL OF QUALITY ONLY AND ARE NOT INTENDED TO REFLECT A PREFERENCE OR FAVOR ANY PARTICULAR BRAND OR VENDOR. VENDORS WHO ARE BIDDING ALTERNATES SHOULD SO STATE AND INCLUDE PERTINENT LITERATURE AND SPECIFICATIONS. FAILURE TO PROVIDE INFORMATION FOR ANY ALTERNATES MAY BE GROUNDS FOR REJECTION OF THE BID. THE STATE RESERVES THE RIGHT TO WAIVE MINOR IRREGULARITIES IN BIDS OR SPECIFICATION</p>						

SEP 24 2009
 IN BUSINESS FOR YOUR AND SAFETY

RECEIVED
 2009 OCT 16 AM 10:28
 WV PURCHASING DIVISION

SIGNATURE <i>Jerry Groves</i>				SEE REVERSE SIDE FOR TERMS AND CONDITIONS	
TITLE JERRY GROVES VICE PRESIDENT		FEIN 31-1262459	TELEPHONE 800-848-7556	DATE 10/15/09	
ADDRESS CHANGES TO BE NOTED ABOVE					

WHEN RESPONDING TO RFO, INSERT NAME AND ADDRESS IN SPACE ABOVE LABELED 'VENDOR'



State of West Virginia
 Department of Administration
 Purchasing Division
 2019 Washington Street East
 Post Office Box 50130
 Charleston, WV 25305-0130

**Request for
 Quotation**

RFQ NUMBER
 DNR210028

PAGE
 2

ADDRESS CORRESPONDENCE TO ATTENTION OF
 KRISTA FERRELL
 304-558-2596

*709022058 800-848-7556
 SERVICE SUPPLY LTD
 1524 SOUTH HAMILTON RD
 COLUMBUS OH 43227

DIVISION OF NATURAL RESOURCES
 CASS SCENIC RAILROAD ST PARK
 ATTN: PARK SUPERINTENDENT
 BOX 107
 CASS, WV 24927
 456-4300

DATE PRINTED	TERMS OF SALE	SHIP VIA	F.O.B.	FREIGHT TERMS
09/17/2009				

BID OPENING DATE: 10/15/2009 BID OPENING TIME 01:30PM

LINE	QUANTITY	UOP	CAT. NO.	ITEM NUMBER	UNIT PRICE	AMOUNT
<p>IN ACCORDANCE WITH SECTION 148-1-4 (F) OF THE WEST VIRGINIA LEGISLATIVE RULES AND REGULATIONS. NOTICE</p> <p>A SIGNED BID MUST BE SUBMITTED TO:</p> <p>DEPARTMENT OF ADMINISTRATION PURCHASING DIVISION BUILDING 15 2019 WASHINGTON STREET, EAST CHARLESTON, WV 25305-0130</p> <p>THE BID SHOULD CONTAIN THIS INFORMATION ON THE FACE OF THE ENVELOPE OR THE BID MAY NOT BE CONSIDERED:</p> <p>SEALED BID</p> <p>BUYER: KRISTA FERRELL-FILE 21</p> <p>RFQ. NO.: DNR210028</p> <p>BID OPENING DATE: 10/15/2009</p> <p>BID OPENING TIME: 1:30 PM</p> <p>PLEASE PROVIDE A FAX NUMBER IN CASE IT IS NECESSARY TO CONTACT YOU REGARDING YOUR BID: ----- 614-863-0113 -----</p>						

SEE REVERSE SIDE FOR TERMS AND CONDITIONS			
SIGNATURE <i>Jerry Groves</i>	TELEPHONE 800-848-7556	DATE 10/15/09	
TITLE JERRY GROVES VICE PRESIDENT	FEIN 31-1262459	ADDRESS CHANGES TO BE NOTED ABOVE	

WHEN RESPONDING TO RFQ, INSERT NAME AND ADDRESS IN SPACE ABOVE LABELED 'VENDOR'

Cass Scenic Railroad State Park Playground Equipment

To supply railroad themed playground equipment to offer play activities for children ages two (2) to twelve (12) at Cass Scenic Railroad State Park, Cass, West Virginia. Playground equipment will be purchased for two separate areas in the park. Park personnel will install all playground equipment. The award may be split if it is in the best interest of the West Virginia Division of Natural Resources. All items must be F.O.B. Destination. Freight or delivery charges must be included in the price of the goods. Delivery must be made within thirty (30) days of purchase order award.

AREA 1 - DEPOT AREA

PrimeTime custom modular unit or equal. Structure must be railroad themed and include the following components:

- Three (3) PrimeTime 3 ½" OD upright assembly, Model #12024, or equal. Upright must be a minimum of 9' in height and composed of aluminum.
- Seven (7) PrimeTime 3 ½" OD upright assembly, Model #12026, or equal. Uprights must be a minimum of 11' in height and constructed of aluminum.
- One PrimeTime D ring package, Model #12049, or equal.
- Four (4) PrimeTime 3 and ½" OD upright assembly, Model # 12077. Uprights must be a minimum of 15' in height and constructed of aluminum.
- One (1) PrimeTime dna climber, Model #2113, or equal. Climber must be a minimum of 5' in height.
- One (1) PrimeTime crunch bar, Model #12215, or equal. Bar must be constructed of metal.
- One (1) PrimeTime straight horizontal loop ladder attachment, Model #12219, or equal.
- One (1) PrimeTime rung access, Model #12615, or equal. Access must be a minimum of 5' 0"/6' 0" in height.
- One (1) PrimeTime therapeutic ring attachment, Model #12704, or equal.
- One (1) PrimeTime single seat P/T, Model #12728, or equal.
- One (1) PrimeTime Turning bar P/T, Model #12729, or equal.

**Cass Scenic Railroad State Park
Playground Equipment**

- One (1) PrimeTime Rock Wall Climber, Model #12913, or equal. Climber must have a minimum 45 ½" deck.
- Two (2) square punched deck P/T 1.3125, Model 18200, or equal. Deck must be a minimum of 36".
- One (1) PrimeTime rectangular punched deck P/T, Model #18202, or equal.
- One (1) transfer point, Model #18251, or equal. Transfer point must be a minimum of 3' in height and a minimum of 36" in width.
- One (1) PrimeTime step link, Model #18259, or equal. Step link must be a minimum of 2' in height and with a deck a minimum of 36".
- One (1) PrimeTime access attachment, Model #18273, or equal. Attachment must be a maximum of 8" in height.
- One (1) PrimeTime suspension bridge, Model #18340, or equal. Bridge must be a minimum 36" in length.
- One (1) PrimeTime cosmix climber, Model #18361, or equal. Climber must be a minimum of 8' in height with a minimum of 36" deck.
- One (1) PrimeTime double zip slide, Model #18378, or equal. Slide must be a minimum of 5' in height.
- One (1) PrimeTime curved zip slide, Model #18387, or equal. Slide must be a minimum of 3' in height with a minimum 36" deck.
- One (1) PrimeTime shingle roof, Model #18671, or equal.
- One (1) PrimeTime 3 and 1/2" OD upright assembly, Model #G12026. Upright must be a minimum of 11' in height and must be constructed of galvanized steel.
- One (1) PrimeTime train whistle, Model #81695, or equal railroad themed item.
- One (1) GameTime owner's kit, Model #17849, or equal.

Cass Scenic Railroad State Park Playground Equipment

AREA 2 - WHITTAKER AREA

GameTime PowerScape plus modular unit or equal. Structure must be railroad themed and composed of the following components:

- Three (3) PowerScape punched steel deck, Model #80000, or equal. Deck must be a minimum of 49" in height.
- Four (4) PowerScape upright assembly, Model #80016, or equal. Upright must be a minimum of 9' in height and constructed of aluminum.
- Two (2) PowerScape upright assembly, Model #80017, or equal. Upright must be a minimum of 10' in height and constructed of aluminum.
- Seven (7) PowerScape upright assembly, Model #80018, or equal. Upright must be a minimum of 11' in height and constructed of aluminum.
- Four (4) upright assembly, Model #80019, or equal. Upright must be a minimum of 12' in height and constructed of aluminum.
- One (1) PowerScape perforated metal roof, Model #80104, or equal.
- One (1) PowerScape loop ladder, Model # 80311, or equal. Ladder must be a minimum of 5' in height.
- One (1) PowerScape leaning wall climber, Model #80395, or equal. Climber must be a minimum of 2' in height.
- One (1) PowerScape transfer point, Model #80653, or equal. Transfer point must be a minimum of 3' in height.
- One (1) PowerScape Access attachment, Model #80656, or equal. Attachment must be a minimum of 25 ½" wide x 14 ⅝" deep x 8" high.
- One (1) PowerScape handhold/kick plate package, Model #80687, or equal.
- One (1) 80694-stepped platform, Model #80694, or equal. Platform must be a minimum of 12" in height.
- One (1) tunnel-up crawl tube, Model #80715, or equal. Tube must be a minimum of 8' in length.

WVDNR210028
Cass Scenic Railroad State Park
Playground Equipment

- One (1) PowerScape choo panel, Model #80936, or equal railroad themed item.
- Two (2) PowerScape train cabin, Model # 80945, or equal or equal railroad themed item.
- One (1) PowerScape funnel bridge, Model #81108, or equal. Bridge must be a minimum of 49" in length.
- One (1) PowerScape Giant wave climber link, Model #81143, or equal.
- One (1) PowerScape wildslide exit section, Model #81274, or equal.
- One (1) PowerScape wildslide 135 degree section, Model #81324, or equal.
- One (1) PowerScape wildslide entrance section, Model #81325, or equal.
- One (1) PowerScape double zipslide, Model #81344, or equal. Slide must be a minimum of 5' in height.
- One (1) PowerScape horizontal loop attachment, Model #81507, or equal. Attachment must be a minimum of 84" in height as measured from grasping device to protective surface and a minimum of 98" in length.
- One (1) PowerScape hand cycler, Model #81669, or equal railroad themed item.
- One (1) PowerScape train locomotive, Model # 81686, or equal railroad themed item.
- One (1) PowerScape single steering wheel, Model #81691, or equal.
- One (1) PowerScape upright assembly, Model #G80018, or equal. Upright must be a minimum of 11' in height and constructed of galvanized steel.
- One (1) PowerScape train whistle, Model #81695, or equal railroad themed item.

PrimeTime swing, Item #12583, or equal. Top rail and arch must have a minimum 3 ½ inch OD; arch must be a minimum of 11 gauge galvanized steel tubing; must include a minimum of 3 ½ inch O.D. galvanized steel sleeve; must be polyester powder coat; must be a minimum of 8 foot high with finished surface; and must accommodate two (2) free standing swings.

PrimeTime swing add-a-bay, Item #12584, or equal. Top rail and arch must have a minimum 3 ½ inch OD; arch must be a minimum of 11 gauge galvanized steel tubing; must include a

WVDNR210028
Cass Scenic Railroad State Park
Playground Equipment

minimum of 3 ½ inch O.D. galvanized steel sleeve; must be polyester powder coat; must be a minimum of 8 foot high with a finished surface; and must accommodate two (2) free standing swings.

PrimeTime swing belt seat package 3 ½" OD, item #8910, or equal. Package must include all hardware necessary to attach to a minimum of a 3 ½ inch top rail.

One (1) GameTime owner's kit, Model #17849, or equal.

ITEMS FOR BOTH PLAYGROUND AREAS

Engineered wood fiber or equal @ 8" compacted depth. Material must be recently harvested and debarked; free of chemical treatments and additives; free of soil, twigs, leaves and other contaminants.

Geo-textile fabric, 2,250 square foot roll, or equal. Fabric must provide a water permeable separation between the earth and the wood fiber and at least 150 gallons per square foot per minute. Installation to be completed by park personnel

Cass Scenic Railroad State Park Playground Equipment

All playground equipment must meet the following requirements:

- Compliance with U.S. Consumer Product Safety Commission, Handbook for Public Playground Safety.
- Compliance with ASTM Standard F 1487.
- Compliance with Architectural and Transportation Barriers Compliance Board, Americans with Disabilities Act (ADA) Accessibility Guidelines for Buildings and Facilities; Play Areas.

Vendors must submit the following attachments:

- Complete manufacturer's parts specifications and warranties.
- Layout drawing to scale of the proposed play structure or equipment.
- ASTM and CPSC Statement of Compliance

Warranties:

- All equipment must be guaranteed to be free of defects in workmanship and material for a minimum of one year from date of acceptance. However, if manufacturer warranty periods are longer than the required minimum one year warranty, those warranties shall apply.

Structural steel members and play surfaces must be treated for rust prevention and painted with a suitable powder coat finish. All molded plastics and vinyl coatings must have UV protection

Vendor must provide complete installation instructions, parts specifications, touch-up paint sufficient for initial installation, and warranties.

Color scheme of equipment must be coordinated with Cass Scenic Railroad State Park. Color of items will be selected from manufacturer's standard colors.

**Cass Scenic Railroad State Park
PLAYGROUND EQUIPMENT SHEET**

Please complete the below information concerning the brand(s) of equipment being bid in relation to this project. If bidding inchor equal inch brands, please attach manufacturer's literature documenting that it meets the mandatory requirements stated in the specifications. Vendors should note the areas of the provided manufacturer's literature that adheres to the mandatory requirements outlined in the Request For Quotation.

Item No.	Equipment	Manufacturer	Model
1	Depot Area Playground - PrimeTime custom modular unit, or equal. The structure must include the following components:	LANDSCAPE STRUCTURES, INC.	35319-2-1-1
	Depot Area Playground - Three (3) PrimeTime 3 ½" OD upright assembly, Model #12024, or equal.	LANDSCAPE STRUCTURES, INC.	111404C
	Depot Area Playground - Seven (7) PrimeTime 3 ½" OD upright assembly, Model #12026, or equal.	LANDSCAPE STRUCTURES, INC.	111404B
	Depot Area Playground - one (1) PrimeTime D ring package, Model #12049, or equal.	LANDSCAPE STRUCTURES, INC.	111467B
	Depot Area Playground - four (4) PrimeTime 3 ½" OD upright assembly, Model # 12077.	LANDSCAPE STRUCTURES, INC.	111403B
	Depot Area Playground - one (1) PrimeTime dna climber, Model #2113, or equal.	LANDSCAPE STRUCTURES, INC.	148432B
	Depot Area Playground - one (1) PrimeTime crunch bar, Model #12215, or equal.	LANDSCAPE STRUCTURES, INC.	111357B
	Depot Area Playground - one (1) PrimeTime straight horizontal loop ladder attachment, Model #12219, or equal.	LANDSCAPE STRUCTURES, INC.	111467B

Cass Scenic Railroad State Park
PLAYGROUND EQUIPMENT SHEET

Item No.	Equipment	Manufacturer	Model
	Depot Area Playground - one (1) PrimeTime rung access, Model #12615, or equal.	LANDSCAPE STRUCTURES, INC.	111467B
	Depot Area Playground - one (1) PrimeTime therapeutic ring attachment, Model #12704, or equal.	LANDSCAPE STRUCTURES, INC.	130873A
	Depot Area Playground - one (1) PrimeTime single seat p/t, Model #12728, or equal.	LANDSCAPE STRUCTURES, INC.	156454
	Depot Area Playground - one (1) PrimeTime turning bar P/T, Model #12729, or equal.	LANDSCAPE STRUCTURES, INC.	111357B
	Depot Area Playground - one (1) PrimeTime rock wall climber, Model #12913, or equal.	LANDSCAPE STRUCTURES, INC.	128608A
	Depot Area Playground - two (2) square punched deck P/T 1.3125, Model #18200, or equal.	LANDSCAPE STRUCTURES, INC.	111228A
	Depot Area Playground - one (1) PrimeTime rectangular punched deck p.t, Model #18202, or equal.	LANDSCAPE STRUCTURES, INC.	111228A
	Depot Area Playground - one (1) transfer point, Model #18251, or equal.	LANDSCAPE STRUCTURES, INC.	152911A
	Depot Area Playground - one (1) PrimeTime step link, Model #18259, or equal.	LANDSCAPE STRUCTURES, INC.	152908C
	Depot Area Playground - one (1) PrimeTime 18273- 3' and 5' access attachment, Model #18273, or equal.	LANDSCAPE STRUCTURES, INC.	152908C

Cass Scenic Railroad State Park
PLAYGROUND EQUIPMENT SHEET

Item No.	Equipment	Manufacturer	Model
	Depot Area Playground - one (1) PrimeTime suspension bridge, Model #18340, or equal.	LANDSCAPE STRUCTURES, INC.	147424A
	Depot Area Playground - one (1) PrimeTime cosmix climber, Model #18361, or equal.	LANDSCAPE STRUCTURES, INC.	158425A
	Depot Area Playground - one (1) PrimeTime double zip slide, Model #18378, or equal.	LANDSCAPE STRUCTURES, INC.	130390A
	Depot Area Playground - one (1) PrimeTime curved zip slide, Model #18387, or equal.	LANDSCAPE STRUCTURES, INC.	124863A
	Depot Area Playground - one (1) PrimeTime shingle roof, Model #18671, or equal.	LANDSCAPE STRUCTURES, INC.	118110A
	Depot Area Playground - one (1) PrimeTime 3 1/2"OD upright assembly, Model #G12026.	LANDSCAPE STRUCTURES, INC.	111404E
	Depot Area Playground - one (1) PrimeTime train whistle, Model #81695, or equal.	LANDSCAPE STRUCTURES, INC.	116249D
2	Depot Area Playground - one (1) GameTime owner's kit, Model #17849, or equal.	LANDSCAPE STRUCTURES, INC.	35319-2-1-1
3	Whittaker Area Playground - PowerScape plus modular unit, or equal. Structure must be composed of the following components:	LANDSCAPE STRUCTURES, INC.	35319-1-1
	Whittaker Area Playground - Three (3) PowerScape punched steel deck, Model #80000, or equal.	LANDSCAPE STRUCTURES, INC.	111228A

Cass Scenic Railroad State Park
PLAYGROUND EQUIPMENT SHEET

Item No.	Equipment	Manufacturer	Model
	Whittaker Area Playground - four (4) PowerScape upright assembly, Model #80016, or equal.	LANDSCAPE STRUCTURES, INC.	111404E
	Whittaker Area Playground - two (2) PowerScape upright assembly, Model #80017, or equal.	LANDSCAPE STRUCTURES, INC.	111404F
	Whittaker Area Playground - Seven (7) PowerScape upright assembly, Model #80018, or equal.	LANDSCAPE STRUCTURES, INC.	111404C
	Whittaker Area Playground - four (4) 80019- 12' upright assembly, aluminum.	LANDSCAPE STRUCTURES, INC.	111404G
	Whittaker Area Playground - one (1) PowerScape perforated metal roof, Model #80104, or equal.	LANDSCAPE STRUCTURES, INC.	111406D
	Whittaker Area Playground - one (1) PowerScape loop ladder, Model # 80311, or equal.	LANDSCAPE STRUCTURES, INC.	122914B
	Whittaker Area Playground - one (1) PowerScape leaning wall climber, Model #80395, or equal.	LANDSCAPE STRUCTURES, INC.	125689A
	Whittaker Area Playground - one (1) PowerScape transfer point, Model #80653, or equal.	LANDSCAPE STRUCTURES, INC.	152911A
	Whittaker Area Playground - one (1) PowerScape Access attachment, Model #80656, or equal.	LANDSCAPE STRUCTURES, INC.	152911A
	Whittaker Area Playground - one (1) PowerScape handhold/kick plate package, Model #80687, or equal.	LANDSCAPE STRUCTURES, INC.	121948A

Cass Scenic Railroad State Park
PLAYGROUND EQUIPMENT SHEET

Item No.	Equipment	Manufacturer	Model
	Whittaker Area Playground - one (1) PowerScape stepped platform, Model # 80694, or equal.	LANDSCAPE STRUCTURES, INC.	122197A
	Whittaker Area Playground - one (1)PowerScape tunnel-up crawl tube, Model # 80715 , or	LANDSCAPE STRUCTURES, INC.	129042A
	Whittaker Area Playground - one (1) PowerScape choo panel, Model #80936, or equal.	LANDSCAPE STRUCTURES, INC.	35319
	Whittaker Area Playground - two (2) PowerScape train cabin, Model # 80945, or equal.	LANDSCAPE STRUCTURES, INC.	35319
	Whittaker Area Playground - one (1)PowerScape funnel bridge, Model #81108, or	LANDSCAPE STRUCTURES, INC.	35319
	Whittaker Area Playground - one (1) PowerScape Giant wave climber link, Model #81143, or equal.	LANDSCAPE STRUCTURES, INC.	122915A
	Whittaker Area Playground - one (1) PowerScape wildslide exit section, Model #81274, or equal.	LANDSCAPE STRUCTURES, INC.	124863D
	Whittaker Area Playground - one (1) PowerScape wildslide 135 degree section, Model	LANDSCAPE STRUCTURES, INC.	124863D
	Whittaker Area Playground - one (1) PowerScape wildslide entrance section, Model #81325, or equal.	LANDSCAPE STRUCTURES, INC.	124863D
	Whittaker Area Playground - one (1) PowerScape double zipslide, Model #81344, or equal.	LANDSCAPE STRUCTURES, INC.	123336A

Cass Scenic Railroad State Park
PLAYGROUND EQUIPMENT SHEET

Item No.	Equipment	Manufacturer	Model
	Whittaker Area Playground - one (1) PowerScape horizontal loop attachment, Model #81507, or equal.	LANDSCAPE STRUCTURES, INC.	111467B
	Whittaker Area Playground - one (1) PowerScape hand cycler, Model #81669, or equal.	LANDSCAPE STRUCTURES, INC.	153165A
	Whittaker Area Playground - one (1) PowerScape train locomotive, Model # 81686, or equal.	LANDSCAPE STRUCTURES, INC.	35319
	Whittaker Area Playground - one (1) PowerScape single steering wheel, Model #81691, or equal.	LANDSCAPE STRUCTURES, INC.	115228A
	Whittaker Area Playground - one (1) PowerScape upright assembly, Model #G80018, or equal.	LANDSCAPE STRUCTURES, INC.	111404G
	Whittaker Area Playground - one (1) PowerScape train whistle, Model #81695, or equal.	LANDSCAPE STRUCTURES, INC.	35319
4	Whittaker Area Playground - one (1) PrimeTime 2 seat swing, Model #12583.	LANDSCAPE STRUCTURES, INC.	100050C
5	Whittaker Area Playground - two (2) 2 seat Primetime swing add-a-bay, Model #12584, or equal.	LANDSCAPE STRUCTURES, INC.	111579C
6	Whittaker Area Playground - PrimeTime 3 1/2" belt seat with galvanized chain, Model #8910, or equal.	LANDSCAPE STRUCTURES, INC.	100050C 111579C
7	Whittaker Area Playground - one (1) GameTime owner's kit, Model #17849, or equal.	LANDSCAPE STRUCTURES, INC.	35319-1-1

Cass Scenic Railroad State Park
PLAYGROUND EQUIPMENT SHEET

Item No.	Equipment	Manufacturer	Model
8	Depot Area Playground (2,396 Square Feet) and Whittaker Area Playground (3,615) - engineered wood fiber or equal @ 8" compacted depth.	ZEAGER BROS	WOODCARPET - CY
9	Depot Area Playground Whittaker Area Playground geotextile fabric, 2,250 square foot roll, or equal.	ZEAGER BROS	DURALINER - EA

PRICING SHEET

Item No.	Quantity	Description	Unit Price	Amount
1	1	Depot Area Playground - PrimeTime custom modular unit or equal.	18,849.00	18,849.00
2	1	Depot Area Playground - one (1) GameTime owner's kit, Model #17849, or equal.	.00	.00
3	1	Whittaker Area Playground - PowerScape plus modular unit, or equal. Structure must be composed of the following components:	28,291.00	28,291.00
4	1	Whittaker Area Playground - one (1) PrimeTime 2 seat swing, Model #12583.	1,439.00	1,439.00
5	2	Whittaker Area Playground - Primetime swing add-a-bay, Model #12584, or equal.	1,979.00	3,958.00
6	6	Whittaker Area Playground - PrimeTime 3 1/2" belt seat with galvanized chain, Model #8910, or equal.	74.00	444.00
7	1	Whittaker Area Playground - one (1) GameTime owner's kit, Model #17849, or equal.	.00	.00
8	6,011 Square Feet	Depot Area Playground (2,396 Square Feet) and Whittaker Area Playground (3,615) - engineered wood fiber or equal @ 8" compacted depth.	.85	5,109.35
9	3 Rolls	Depot Area Playground and Whittaker Area Playground geo-textile fabric, 2250 square foot roll, or equal.	220.00	660.00
TOTAL:				\$58,750.35

State of West Virginia

VENDOR PREFERENCE CERTIFICATE

Certification and application* is hereby made for Preference in accordance with *West Virginia Code*, §5A-3-37. (Does not apply to construction contracts). *West Virginia Code*, §5A-3-37, provides an opportunity for qualifying vendors to request (at the time of bid) preference for their residency status. Such preference is an evaluation method only and will be applied only to the cost bid in accordance with the *West Virginia Code*. This certificate for application is to be used to request such preference. The Purchasing Division will make the determination of the Resident Vendor Preference, if applicable.

1. **Application is made for 2.5% resident vendor preference for the reason checked:**
 Bidder is an individual resident vendor and has resided continuously in West Virginia for four (4) years immediately preceding the date of this certification; or,
 Bidder is a partnership, association or corporation resident vendor and has maintained its headquarters or principal place of business continuously in West Virginia for four (4) years immediately preceding the date of this certification; or 80% of the ownership interest of Bidder is held by another individual, partnership, association or corporation resident vendor who has maintained its headquarters or principal place of business continuously in West Virginia for four (4) years immediately preceding the date of this certification; or,
 Bidder is a nonresident vendor which has an affiliate or subsidiary which employs a minimum of one hundred state residents and which has maintained its headquarters or principal place of business within West Virginia continuously for the four (4) years immediately preceding the date of this certification; or,
2. **Application is made for 2.5% resident vendor preference for the reason checked:**
 Bidder is a resident vendor who certifies that, during the life of the contract, on average at least 75% of the employees working on the project being bid are residents of West Virginia who have resided in the state continuously for the two years immediately preceding submission of this bid; or,
3. **Application is made for 2.5% resident vendor preference for the reason checked:**
 Bidder is a nonresident vendor employing a minimum of one hundred state residents or is a nonresident vendor with an affiliate or subsidiary which maintains its headquarters or principal place of business within West Virginia employing a minimum of one hundred state residents who certifies that, during the life of the contract, on average at least 75% of the employees or Bidder's affiliate's or subsidiary's employees are residents of West Virginia who have resided in the state continuously for the two years immediately preceding submission of this bid; or,
4. **Application is made for 5% resident vendor preference for the reason checked:**
 Bidder meets either the requirement of both subdivisions (1) and (2) or subdivision (1) and (3) as stated above; or,
5. **Application is made for 3.5% resident vendor preference who is a veteran for the reason checked:**
 Bidder is an individual resident vendor who is a veteran of the United States armed forces, the reserves or the National Guard and has resided in West Virginia continuously for the four years immediately preceding the date on which the bid is submitted; or,
6. **Application is made for 3.5% resident vendor preference who is a veteran for the reason checked:**
 Bidder is a resident vendor who is a veteran of the United States armed forces, the reserves or the National Guard, if, for purposes of producing or distributing the commodities or completing the project which is the subject of the vendor's bid and continuously over the entire term of the project, on average at least seventy-five percent of the vendor's employees are residents of West Virginia who have resided in the state continuously for the two immediately preceding years.

Bidder understands if the Secretary of Revenue determines that a Bidder receiving preference has failed to continue to meet the requirements for such preference, the Secretary may order the Director of Purchasing to: (a) reject the bid; or (b) assess a penalty against such Bidder in an amount not to exceed 5% of the bid amount and that such penalty will be paid to the contracting agency or deducted from any unpaid balance on the contract or purchase order.

By submission of this certificate, Bidder agrees to disclose any reasonably requested information to the Purchasing Division and authorizes the Department of Revenue to disclose to the Director of Purchasing appropriate information verifying that Bidder has paid the required business taxes, provided that such information does not contain the amounts of taxes paid nor any other information deemed by the Tax Commissioner to be confidential.

Under penalty of law for false swearing (*West Virginia Code*, §61-5-3), Bidder hereby certifies that this certificate is true and accurate in all respects; and that if a contract is issued to Bidder and if anything contained within this certificate changes during the term of the contract, Bidder will notify the Purchasing Division in writing immediately.

Bidder: SERVICE SUPPLY LTD., INC.

Signed: 

Date: OCTOBER 15, 2009

Title: JERRY GROVES, VICE PRESIDENT

*Check any combination of preference consideration(s) indicated above, which you are entitled to receive.

STATE OF WEST VIRGINIA
Purchasing Division

PURCHASING AFFIDAVIT

VENDOR OWING A DEBT TO THE STATE:

West Virginia Code §5A-3-10a provides that: No contract or renewal of any contract may be awarded by the state or any of its political subdivisions to any vendor or prospective vendor when the vendor or prospective vendor or a related party to the vendor or prospective vendor is a debtor and the debt owed is an amount greater than one thousand dollars in the aggregate.

PUBLIC IMPROVEMENT CONTRACTS & DRUG-FREE WORKPLACE ACT:

If this is a solicitation for a public improvement construction contract, the vendor, by its signature below, affirms that it has a written plan for a drug-free workplace policy in compliance with Article 1D, Chapter 21 of the *West Virginia Code*. The vendor **must** make said affirmation with its bid submission. Further, public improvement construction contract may not be awarded to a vendor who does not have a written plan for a drug-free workplace policy in compliance with Article 1D, Chapter 21 of the *West Virginia Code* and who has not submitted that plan to the appropriate contracting authority in timely fashion. For a vendor who is a subcontractor, compliance with Section 5, Article 1D, Chapter 21 of the *West Virginia Code* may take place before their work on the public improvement is begun.

ANTITRUST:

In submitting a bid to any agency for the state of West Virginia, the bidder offers and agrees that if the bid is accepted the bidder will convey, sell, assign or transfer to the state of West Virginia all rights, title and interest in and to all causes of action it may now or hereafter acquire under the antitrust laws of the United States and the state of West Virginia for price fixing and/or unreasonable restraints of trade relating to the particular commodities or services purchased or acquired by the state of West Virginia. Such assignment shall be made and become effective at the time the purchasing agency tenders the initial payment to the bidder.

I certify that this bid is made without prior understanding, agreement, or connection with any corporation, firm, limited liability company, partnership or person or entity submitting a bid for the same materials, supplies, equipment or services and is in all respects fair and without collusion or fraud. I further certify that I am authorized to sign the certification on behalf of the bidder or this bid.

LICENSING:

Vendors must be licensed and in good standing in accordance with any and all state and local laws and requirements by any state or local agency of West Virginia, including, but not limited to, the West Virginia Secretary of State's Office, the West Virginia Tax Department, West Virginia Insurance Commission, or any other state agencies or political subdivision. Furthermore, the vendor must provide all necessary releases to obtain information to enable the Director or spending unit to verify that the vendor is licensed and in good standing with the above entities.

CONFIDENTIALITY:

The vendor agrees that he or she will not disclose to anyone, directly or indirectly, any such personally identifiable information or other confidential information gained from the agency, unless the individual who is the subject of the information consents to the disclosure in writing or the disclosure is made pursuant to the agency's policies, procedures and rules. Vendor further agrees to comply with the Confidentiality Policies and Information Security Accountability Requirements, set forth in <http://www.state.wv.us/admin/purchase/privacy/noticeConfidentiality.pdf>.

Under penalty of law for false swearing (*West Virginia Code* §61-5-3), it is hereby certified that the vendor affirms and acknowledges the information in this affidavit and is in compliance with the requirements as stated.

Vendor's Name: SERVICE SUPPLY LTD., INC.

Authorized Signature:  Date: OCTOBER 15, 2009

Purchasing Affidavit (Revised 01/01/09) JERRY GROVES, VICE PRESIDENT



State of West Virginia
 Department of Administration
 Purchasing Division
 2019 Washington Street East
 Post Office Box 50130
 Charleston, WV 25305-0130

Request for Quotation

RFQ NUMBER
 DNR210028

PAGE
 1

ADDRESS CORRESPONDENCE TO ATTENTION OF
 KRISTA FERRELL
 304-558-2596

RFQ COPY

TYPE NAME/ADDRESS HERE
 SERVICE SUPPLY LTD., INC.
 1524 S HAMILTON RD
 COLUMBUS, OH 43227

DIVISION OF NATURAL RESOURCES
 CASS SCENIC RAILROAD ST PARK
 ATTN: PARK SUPERINTENDENT
 BOX 107
 CASS, WV 24927
 456-4300

DATE PRINTED	TERMS OF SALE	SHIP VIA	F.O.B.	FREIGHT TERMS
10/13/2009				

BID OPENING DATE: 10/20/2009 BID OPENING TIME 01:30PM

LINE	QUANTITY	UOP	CAT NO	ITEM NUMBER	UNIT PRICE	AMOUNT
ADDENDUM NO. 1						
THIS ADDENDUM IS ISSUED TO:						
1.) PROVIDE ANSWERS TO ALL TECHNICAL QUESTIONS SUBMITTED AND ACCEPTED IN ACCORDANCE WITH THE PROVISIONS OF THE ORIGINAL REQUEST FOR QUOTATION AND						
2.) EXTEND THE BID OPENING DATE.						
BID OPENING DATE IS EXTENDED TO: 10/20/2009						
BID OPENING TIME REMAINS: 1:30 PM						
***** END ADDENDUM NO. 1 *****						
0001	1	LS		650-38		
PLAYGROUND EQUIPMENT CASS SCENIC RR STATE PARK						

SEE REVERSE SIDE FOR TERMS AND CONDITIONS

SIGNATURE <i>Ben Groves</i>	TELEPHONE 800-848-7556	DATE OCTOBER 15, 2009
TITLE BEN GROVES SECRETARY/TREASURER	FBN 31-1262459	ADDRESS CHANGES TO BE NOTED ABOVE

WHEN RESPONDING TO RFQ, INSERT NAME AND ADDRESS IN SPACE ABOVE LABELED 'VENDOR'

GENERAL TERMS & CONDITIONS REQUEST FOR QUOTATION (RFQ) AND REQUEST FOR PROPOSAL (RFP)

1. Awards will be made in the best interest of the State of West Virginia.
2. The State may accept or reject in part, or in whole, any bid.
3. All quotations are governed by the *West Virginia Code* and the *Legislative Rules* of the Purchasing Division.
4. Prior to any award, the apparent successful vendor must be properly registered with the Purchasing Division and have paid the required \$125 fee.
5. All services performed or goods delivered under State Purchase Order/Contracts are to be continued for the term of the Purchase Order/Contracts, contingent upon funds being appropriated by the Legislature or otherwise being made available. In the event funds are not appropriated or otherwise available for these services or goods, this Purchase Order/Contract becomes void and of no effect after June 30.
6. Payment may only be made after the delivery and acceptance of goods or services.
7. Interest may be paid for late payment in accordance with the *West Virginia Code*.
8. Vendor preference will be granted upon written request in accordance with the *West Virginia Code*.
9. The State of West Virginia is exempt from federal and state taxes and will not pay or reimburse such taxes.
10. The Director of Purchasing may cancel any Purchase Order/Contract upon 30 days written notice to the seller.
11. The laws of the State of West Virginia and the *Legislative Rules* of the Purchasing Division shall govern all rights and duties under the Contract, including without limitation the validity of this Purchase Order/Contract.
12. Any reference to automatic renewal is hereby deleted. The Contract may be renewed only upon mutual written agreement of the parties.
13. **BANKRUPTCY:** In the event the vendor/contractor files for bankruptcy protection, the State may deem this contract null and void, and terminate such contract without further order.
14. **HIPAA BUSINESS ASSOCIATE ADDENDUM:** The West Virginia State Government HIPAA Business Associate Addendum (BAA), approved by the Attorney General, and available online at the Purchasing Division's web site (<http://www.state.wv.us/admin/purchase/vrc/hipaa.htm>) is hereby made part of the agreement. Provided that, the Agency meets the definition of a Cover Entity (45 CFR §160.103) and will be disclosing Protected Health Information (45 CFR §160.103) to the vendor.
15. **WEST VIRGINIA ALCOHOL & DRUG-FREE WORKPLACE ACT:** If this Contract constitutes a public improvement construction contract as set forth in Article 1D, Chapter 21 of the West Virginia Code ("The West Virginia Alcohol and Drug-Free Workplace Act"), then the following language shall hereby become part of this Contract: "The contractor and its subcontractors shall implement and maintain a written drug-free workplace policy in compliance with the West Virginia Alcohol and Drug-Free Workplace Act, as set forth in Article 1D, Chapter 21 of the West Virginia Code. The contractor and its subcontractors shall provide a sworn statement in writing, under the penalties of perjury, that they maintain a valid drug-free workplace policy in compliance with the West Virginia Alcohol and Drug-Free Workplace Act. It is understood and agreed that this Contract shall be cancelled by the awarding authority if the Contractor: 1) Fails to implement its drug-free workplace policy; 2) Fails to provide information regarding implementation of the contractor's drug-free workplace policy at the request of the public authority; or 3) Provides to the public authority false information regarding the contractor's drug-free workplace policy."

INSTRUCTIONS TO BIDDERS

1. Use the quotation forms provided by the Purchasing Division.
2. **SPECIFICATIONS:** Items offered must be in compliance with the specifications. Any deviation from the specifications must be clearly indicated by the bidder. Alternates offered by the bidder as **EQUAL** to the specifications must be clearly defined. A bidder offering an alternate should attach complete specifications and literature to the bid. The Purchasing Division may waive minor deviations to specifications.
3. Complete all sections of the quotation form.
4. Unit prices shall prevail in case of discrepancy.
5. All quotations are considered F.O.B. destination unless alternate shipping terms are clearly identified in the quotation.
6. **BID SUBMISSION:** All quotations must be delivered by the bidder to the office listed below prior to the date and time of the bid opening. Failure of the bidder to deliver the quotations on time will result in bid disqualifications: Department of Administration, Purchasing Division, 2019 Washington Street East, P.O. Box - 50130, Charleston, WV 25305-0130

Addendum No. 1
RFQ: DNR210028
Technical Questions and Answers

1.) Can you tell me if there are plan view drawings for Cass Scenic DNR210028?

Answer: See Attached

2.) Should we assume that the same drawings as before are part of the new second rfq for this location?

Answer: No. Please see attached.

Addition to the Specifications:

1.) Please add the following language:

“As the State of WV reserves the right to award this contract to multiple vendors, unit costs must be submitted for all line items listed. If there is no charge for a line item, the vendor must denote that no charge is applicable either in word or by placing \$0.00 in the space provided. Unit prices for all line items must be submitted in the unit of measure requested by the agency. Vendors must complete the costing sheet provided as a part of this addendum in lieu of submitting manufacturer’s quotes. Failure to provide unit prices, to provide unit prices in the given quantity of measure, to indicate no charge items, or to submit a manufacturer’s quote in lieu of the enclosed pricing sheets will result in the disqualification of the vendor’s bid. ”

West Virginia
State Park
Cass Scenic Viewaker

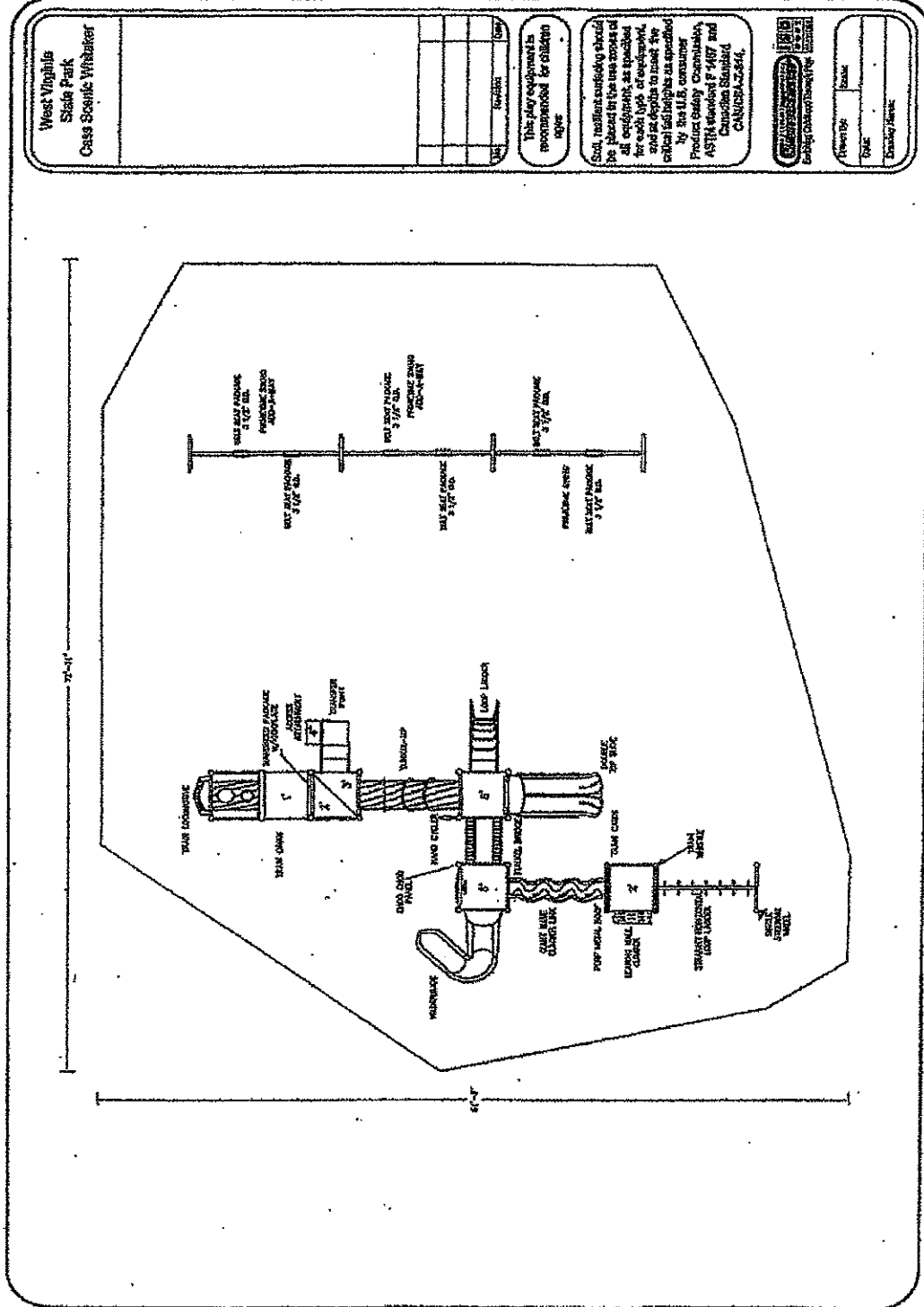
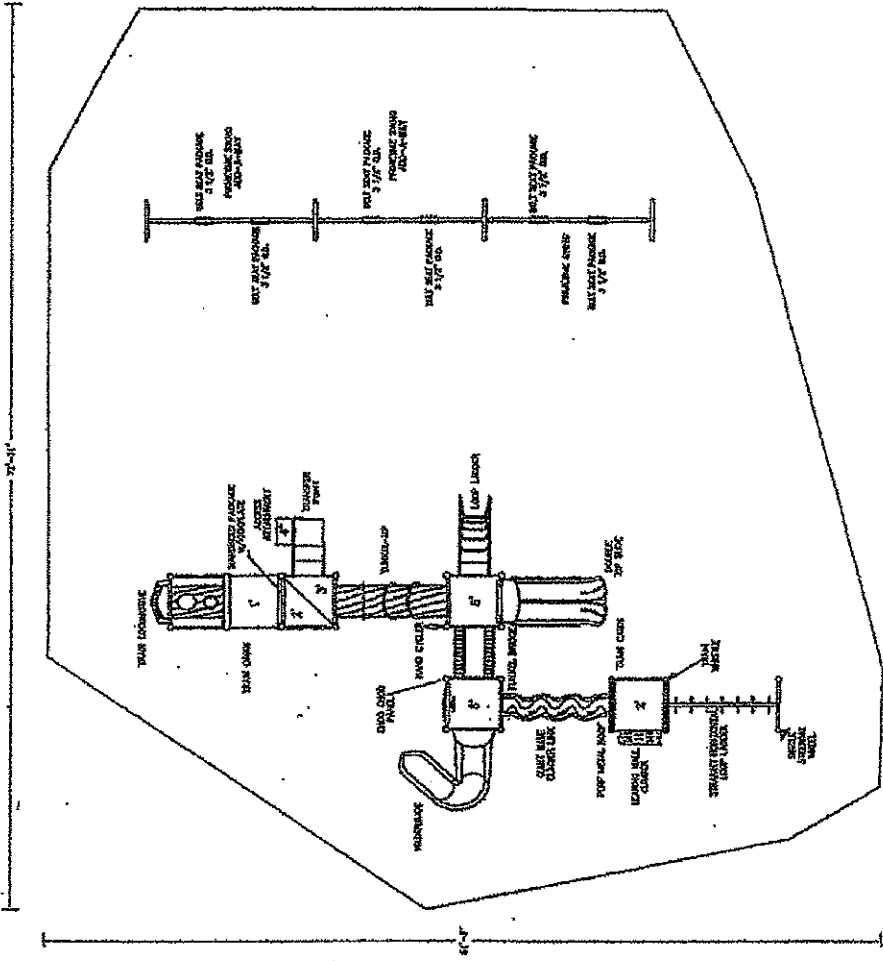
Year	2008
Location	
View	
Other	

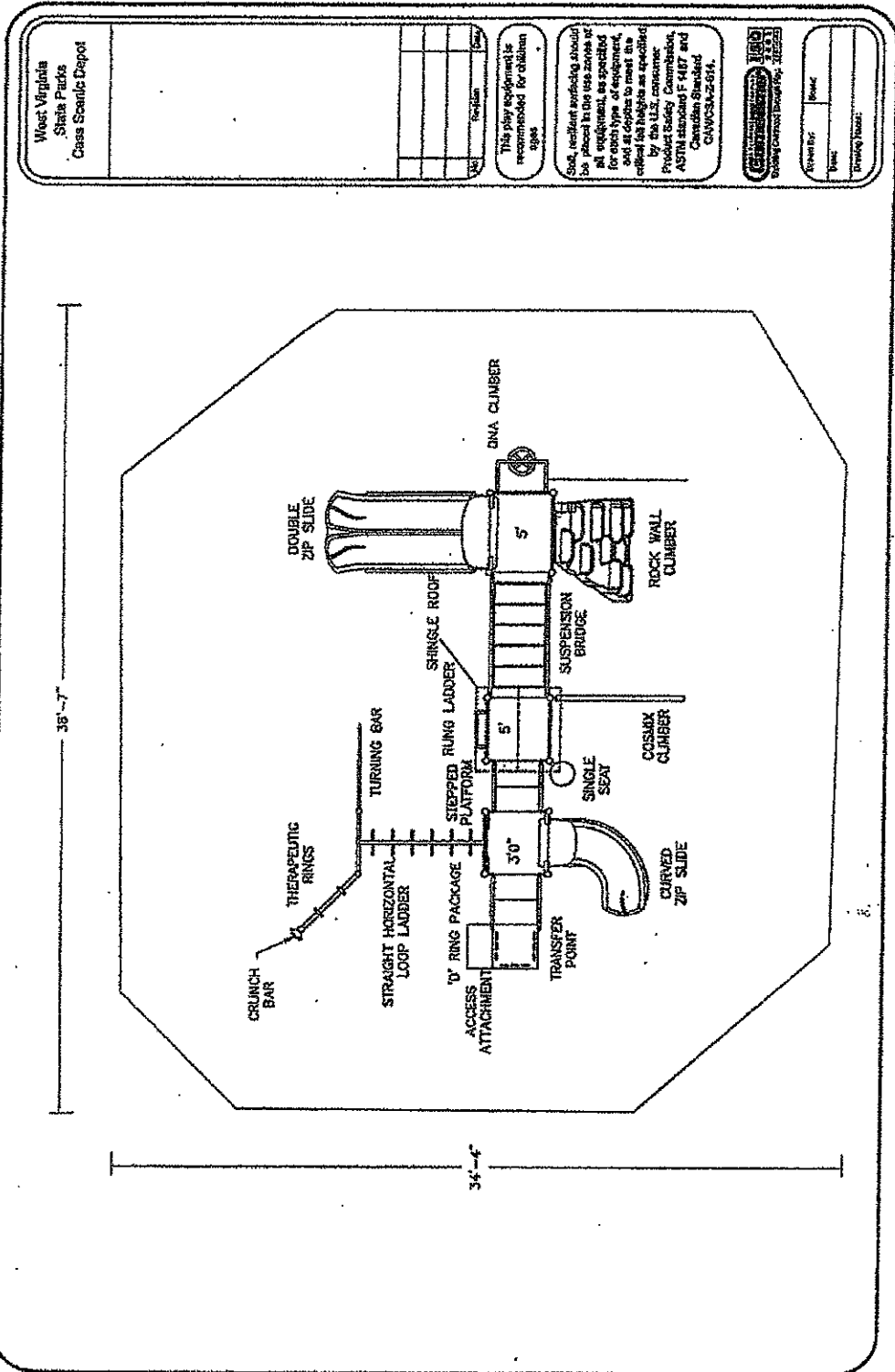
This play equipment is recommended for children ages:

Swivel
Ball
Spike
Base
Time
Durable
Material

Swivel Ball
Spike Base
Time
Durable Material

Swivel Ball
Spike Base
Time
Durable Material





West Virginia
State Parks
Cass Scenic Depot

Part	Quantity

This play equipment is recommended for children ages 5-12

Soft, resilient surfacing should be placed in the use zones for all equipment, as specified for each type of equipment. Soft surfacing to meet the criteria is specified by the manufacturer. Product Safety Council, ASTM standard F 1487 and Canadian Standard CAN/CSA Z614.



Name: _____
Address: _____
Phone Number: _____

CONTRACTOR LICENSE

Authorized by the

West Virginia Contractor Licensing Board

Number:

WV013333

Classification:

SPECIALTY


SERVICE SUPPLY LTD INC
DBA SERVICE SUPPLY LTD INC
1524 S HAMILTON RD
COLUMBUS, OH 43227-2493

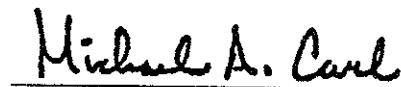
Date Issued

Expiration Date

JANUARY 24, 2009

JANUARY 24, 2010


Authorized Company Signature


Chair, West Virginia Contractor
Licensing Board

WEST VIRGINIA
CONTRACTOR
LICENSING
BOARD

This license, or a copy thereof, must be posted in a conspicuous place at every construction site where work is being performed. This license number must appear in all advertisements, on all bid submissions and on all fully executed and binding contracts. This license cannot be assigned or transferred by licensee. Issued under provisions of West Virginia Code, Chapter 21, Article 11.



Bureau of Workers' Compensation

30 W. Spring St.
Columbus, OH 43215

Certificate of Premium Payment

This certifies the employer listed below has paid into the Ohio State Insurance Fund as required by law. Therefore, the employer is entitled to the rights and benefits of the fund for the period specified. For more information, call 1-800-OHIOBWC.

This certificate must be conspicuously posted.

Policy No. and Employer

Period Specified Below

406937

07/01/2009 Thru 02/28/2010

SERVICE SUPPLY LTD., INC.
1524 S HAMILTON RD
COLUMBUS, OH 43227-2429



ohiobwc.com

Maisha P. Ryan
Administrator

You can reproduce this certificate as needed.

Ohio Bureau of Workers' Compensation

Required Posting

Effective Oct. 13, 2004, Section 4123.54 of the Ohio Revised Code requires notice of rebuttable presumption. Rebuttable presumption means an employee may dispute or prove untrue the presumption (or belief) that alcohol or a controlled substance not prescribed by the employee's physician is the proximate cause (main reason) of the work-related injury.

The burden of proof is on the employee to prove the presence of alcohol or a controlled substance was not the proximate cause of the work-related injury. An employee who tests positive or refuses to submit to chemical testing may be disqualified for compensation and benefits under the Workers' Compensation Act.



Bureau of Workers' Compensation

You must post this language with the certificate of premium payment.

[Home](#) | [Injured Workers](#) | [Ohio Employers](#) | [Medical Providers](#) | [BWC Library](#) | [Contact Us](#)



Ohio Bureau of Workers' Compensation

Governor, Ted Strickland
Administrator/CEO Marsha P. Ryan

Focus on
Ohio Employers

- [Accident/Injury Info »](#)
- [Claim Info »](#)
- [Claim Payment »](#)
- [Claim Reference Info »](#)
- [Coverage look-up](#)
- [Employer Services »](#)
- [Quick Pay](#)
- [Safety Services »](#)
- [Self-Insured »](#)
- [Forms](#)
- [Section Map](#)

Live support available
Monday through Friday
7:30 a.m. - 5:30 p.m.
[Click here to get help!](#)

[log on](#)

[?](#) [help](#) [print](#) [search](#) [glossary](#) [cc](#)

Service: State construction contractor search results

Policy number: 406937-0
 Company name: SERVICE SUPPLY LTD., INC.
 Construction contractor status: APPROVED
 Construction contractor status date: 5/4/2007 12:00:00 AM

[search again](#)

Note: BWC has designed this database for those responsible for ensuring that a construction contractor or subcontractor has a drug-free program that complies with the governor's executive order requiring a drug-free workplace. A contractor or subcontractor in an APPROVED status has agreed to implement a drug-free workplace program which makes the company compliant with the governor's executive order. Therefore, you can print this page for your records.

Click the Help tab in the upper-right hand corner for more status definitions.



[Help](#) | [Contact Us](#) | [Site Map](#) | [Search](#) | [Your Privacy](#) | [PL](#)



400 Quarrier Street

Charleston, WV 25301-2010

**WORKERS COMPENSATION
AND
EMPLOYERS LIABILITY POLICY**

INFORMATION PAGE WC 00 00 01 (A)

RENEWAL OF POLICY NUMBER: WC10102907-04
POLICY NUMBER: WC10102907-05

INSURER: BRICKSTREET MUTUAL INSURANCE COMPANY

- | | | |
|----|---|---|
| 1. | INSURED:
SERVICE SUPPLY LTD INC
1524 SOUTH HAMILTON ROAD
COLUMBUS, OH 43227 | PRODUCER:
BRICKSTREET MUTUAL INSURANCE
COMPANY
400 QUARRIER STREET
CHARLESTON, WV 25301-2010 |
|----|---|---|

Insured is a(n) CORPORATION

Other work places and identification numbers are shown in the schedule(s) attached.

2. The policy period is from 11/30/2008 to 11/30/2009 12:01 A.M. at the insured's mailing address.

3. **A. WORKERS COMPENSATION INSURANCE:** Part One of the policy applies to the Workers Compensation Law of the state(s) listed here:

WEST VIRGINIA

B. EMPLOYERS LIABILITY INSURANCE: Part Two of the policy applies to work in each state listed in item 3.A. The limits of our liability under Part Two are:

Bodily Injury by Accident:	\$100,000	Each Accident
Bodily Injury by Disease:	\$500,000	Policy Limit
Bodily Injury by Disease:	\$100,000	Each Employee

C. OTHER STATES INSURANCE: Part Three of the policy applies to the states, if any, listed here:

See West Virginia Limited Other States Insurance Endorsement WC 99 03 05

D. This policy includes these endorsements and schedules:

SEE LIST OF ENDORSEMENTS - EXTENSION OF INFORMATION PAGE

4. The premium for this policy will be determined by our Manuals of Rules, Classifications, Rates and Rating Plans. All required information is subject to verification and change by audit to be made in accordance with Part Five of the Policy.

DATE OF ISSUE: 12/29/2008
ISSUING OFFICE: Charleston, WV
PRODUCER: BRICKSTREET MUTUAL INSURANCE COMPANY

ACORD™ CERTIFICATE OF LIABILITY INSURANCE

DATE (MM/DD/YYYY)
2/5/2009

PRODUCER Phone: 6169783351 Fax: 8008473129
The Campbell Group
PO Box 1788
Grand Rapids MI 49501

THIS CERTIFICATE IS ISSUED AS A MATTER OF INFORMATION ONLY AND CONFERS NO RIGHTS UPON THE CERTIFICATE HOLDER. THIS CERTIFICATE DOES NOT AMEND, EXTEND OR ALTER THE COVERAGE AFFORDED BY THE POLICIES BELOW.

INSURED
Service Supply Ltd Inc
1524 S Hamilton Road
Columbus OH 43227

INSURERS AFFORDING COVERAGE	NAIC #
INSURER A: Continental Casualty Co	
INSURER B: American Casualty Co of Reading	
INSURER C:	
INSURER D:	
INSURER E:	

COVERAGES

THE POLICIES OF INSURANCE LISTED BELOW HAVE BEEN ISSUED TO THE INSURED NAMED ABOVE FOR THE POLICY PERIOD INDICATED. NOTWITHSTANDING ANY REQUIREMENT, TERM OR CONDITION OF ANY CONTRACT OR OTHER DOCUMENT WITH RESPECT TO WHICH THIS CERTIFICATE MAY BE ISSUED OR MAY PERTAIN, THE INSURANCE AFFORDED BY THE POLICIES DESCRIBED HEREIN IS SUBJECT TO ALL THE TERMS, EXCLUSIONS AND CONDITIONS OF SUCH POLICIES. AGGREGATE LIMITS SHOWN MAY HAVE BEEN REDUCED BY PAID CLAIMS.

INSR ADD'L LTR INSRD	TYPE OF INSURANCE	POLICY NUMBER	POLICY EFFECTIVE DATE (MM/DD/YY)	POLICY EXPIRATION DATE (MM/DD/YY)	LIMITS
B	GENERAL LIABILITY <input checked="" type="checkbox"/> COMMERCIAL GENERAL LIABILITY <input type="checkbox"/> CLAIMS MADE <input checked="" type="checkbox"/> OCCUR GEN'L AGGREGATE LIMIT APPLIES PER: <input type="checkbox"/> POLICY <input checked="" type="checkbox"/> PROJECT <input type="checkbox"/> LOC	2088184534	12/10/2008	12/10/2009	EACH OCCURRENCE \$ 1,000,000 DAMAGE TO RENTED PREMISES (Ea occurrence) \$ 100,000 MED EXP (Any one person) \$ 5,000 PERSONAL & ADV INJURY \$ 1,000,000 GENERAL AGGREGATE \$ 2,000,000 PRODUCTS - COMP/OP AGG \$ 2,000,000
A	AUTOMOBILE LIABILITY <input checked="" type="checkbox"/> ANY AUTO <input type="checkbox"/> ALLOWNED AUTOS <input type="checkbox"/> SCHEDULED AUTOS <input checked="" type="checkbox"/> HIRED AUTOS <input checked="" type="checkbox"/> NON-OWNED AUTOS	2088184498	12/10/2008	12/10/2009	COMBINED SINGLE LIMIT (Ea accident) \$ 1,000,000 BODILY INJURY (Per person) \$ BODILY INJURY (Per accident) \$ PROPERTY DAMAGE (Per accident) \$ AUTO ONLY - EA ACCIDENT \$ OTHER THAN AUTO ONLY: EA ACC \$ AGG \$
A	EXCESS/UMBRELLA LIABILITY <input checked="" type="checkbox"/> OCCUR <input type="checkbox"/> CLAIMS MADE <input type="checkbox"/> DEDUCTIBLE <input checked="" type="checkbox"/> RETENTION \$ 10,000	2088184453	12/10/2008	12/10/2009	EACH OCCURRENCE \$ 2,000,000 AGGREGATE \$ 2,000,000 \$ \$ \$
	WORKERS COMPENSATION AND EMPLOYERS' LIABILITY ANY PROPRIETOR/PARTNER/EXECUTIVE OFFICER/MEMBER EXCLUDED? If yes, describe under SPECIAL PROVISIONS below				WC STATUTORY LIMITS OTHER E.L. EACH ACCIDENT \$ E.L. DISEASE - EA EMPLOYEE \$ E.L. DISEASE - POLICY LIMIT \$
B	OTHER Installation Floater	2088184534	12/10/2008	12/10/2009	\$120,000

DESCRIPTION OF OPERATIONS / LOCATIONS / VEHICLES / EXCLUSIONS ADDED BY ENDORSEMENT / SPECIAL PROVISIONS

CERTIFICATE HOLDER

FOR INFORMATION PURPOSES ONLY
c/o Service Supply LTD Inc
1524 S Hamilton Rd
Columbus OH 43227

CANCELLATION

SHOULD ANY OF THE ABOVE DESCRIBED POLICIES BE CANCELLED BEFORE THE EXPIRATION DATE THEREOF, THE ISSUING INSURER WILL ENDEAVOR TO MAIL 30 DAYS WRITTEN NOTICE TO THE CERTIFICATE HOLDER NAMED TO THE LEFT, BUT FAILURE TO DO SO SHALL IMPOSE NO OBLIGATION OR LIABILITY OF ANY KIND UPON THE INSURER, ITS AGENTS OR REPRESENTATIVES.

AUTHORIZED REPRESENTATIVE

Anna Fitzpatrick

IMPORTANT

If the certificate holder is an ADDITIONAL INSURED, the policy(ies) must be endorsed. A statement on this certificate does not confer rights to the certificate holder in lieu of such endorsement(s).

If SUBROGATION IS WAIVED, subject to the terms and conditions of the policy, certain policies may require an endorsement. A statement on this certificate does not confer rights to the certificate holder in lieu of such endorsement(s).

DISCLAIMER

The Certificate of Insurance on the reverse side of this form does not constitute a contract between the issuing insurer(s), authorized representative or producer, and the certificate holder, nor does it affirmatively or negatively amend, extend or alter the coverage afforded by the policies listed thereon.



CERTIFICATE OF LIABILITY INSURANCE

DATE (MM/DD/YYYY)
06/02/2009

PRODUCER
Aon Risk Services Central, Inc.
Minneapolis MN Office
8300 Norman Center Drive
Suite 1000
Minneapolis MN 55437 USA

PHONE: (952) 656-8000 FAX: (312) 381-0536

THIS CERTIFICATE IS ISSUED AS A MATTER OF INFORMATION ONLY AND CONFERS NO RIGHTS UPON THE CERTIFICATE HOLDER. THIS CERTIFICATE DOES NOT AMEND, EXTEND OR ALTER THE COVERAGE AFFORDED BY THE POLICIES BELOW.

INSURED
Landscape Structures, Inc.,
Basics, Inc., Skatewave, a
Division of Landscape Structures, Inc.
601 7th Street South
Delano MN 55328 USA

INSURERS AFFORDING COVERAGE		NAIC #
INSURER A:	ACE American Insurance Company	22667
INSURER B:	National Union Fire Ins Co of Pittsburgh	19445
INSURER C:		
INSURER D:		
INSURER E:		

COVERAGES

SIR applies per terms and conditions of the policy

THE POLICIES OF INSURANCE LISTED BELOW HAVE BEEN ISSUED TO THE INSURED NAMED ABOVE FOR THE POLICY PERIOD INDICATED. NOTWITHSTANDING ANY REQUIREMENT, TERM OR CONDITION OF ANY CONTRACT OR OTHER DOCUMENT WITH RESPECT TO WHICH THIS CERTIFICATE MAY BE ISSUED OR MAY PERTAIN, THE INSURANCE AFFORDED BY THE POLICIES DESCRIBED HEREIN IS SUBJECT TO ALL THE TERMS, EXCLUSIONS AND CONDITIONS OF SUCH POLICIES. AGGREGATE LIMITS SHOWN MAY HAVE BEEN REDUCED BY PAID CLAIMS.

LIMITS SHOWN ARE AS REQUESTED

INSR LTR	ADD'L INSRD	TYPE OF INSURANCE	POLICY NUMBER	POLICY EFFECTIVE DATE (MM/DD/YYYY)	POLICY EXPIRATION DATE (MM/DD/YYYY)	LIMITS	
A		GENERAL LIABILITY <input checked="" type="checkbox"/> COMMERCIAL GENERAL LIABILITY CLAIMS MADE <input checked="" type="checkbox"/> OCCUR <input checked="" type="checkbox"/> BFPD Incl. <input checked="" type="checkbox"/> Bkt Contractual Incl GEN'L AGGREGATE LIMIT APPLIES PER: <input type="checkbox"/> POLICY <input checked="" type="checkbox"/> PRO-JECT <input type="checkbox"/> LOC	PMIG23860971002 GL & Products Liability	06/01/2009	06/01/2010	EACH OCCURRENCE	\$2,000,000
						DAMAGE TO RENTED PREMISES (Ea occurrence)	\$50,000
						MED EXP (Any one person)	Excluded
						PERSONAL & ADV INJURY	\$2,000,000
						GENERAL AGGREGATE	\$4,000,000
						PRODUCTS - COMP/OP AGG	\$4,000,000
		AUTOMOBILE LIABILITY <input type="checkbox"/> ANY AUTO <input type="checkbox"/> ALL OWNED AUTOS <input type="checkbox"/> SCHEDULED AUTOS <input type="checkbox"/> HIRED AUTOS <input type="checkbox"/> NON OWNED AUTOS				COMBINED SINGLE LIMIT (Ea accident)	
						BODILY INJURY (Per person)	
						BODILY INJURY (Per accident)	
						PROPERTY DAMAGE (Per accident)	
		GARAGE LIABILITY <input type="checkbox"/> ANY AUTO				AUTO ONLY - EA ACCIDENT	
						OTHER THAN AUTO ONLY: EA ACC AGG	
B		EXCESS / UMBRELLA LIABILITY <input checked="" type="checkbox"/> OCCUR <input type="checkbox"/> CLAIMS MADE <input type="checkbox"/> DEDUCTIBLE <input type="checkbox"/> RETENTION \$10,000	BE1058477	06/01/2009	06/01/2010	EACH OCCURRENCE	\$5,000,000
						AGGREGATE	\$5,000,000
		WORKERS COMPENSATION AND EMPLOYERS' LIABILITY Y/N ANY PROPRIETOR / PARTNER / EXECUTIVE OFFICER/MEMBER EXCLUDED? (Mandatory in NH) If yes, describe under SPECIAL PROVISIONS below				WC STATUTORY LIMITS	OTHER
						E.L. EACH ACCIDENT	
						E.L. DISEASE-EA EMPLOYEE	
						E.L. DISEASE-POLICY LIMIT	
		OTHER					

DESCRIPTION OF OPERATIONS/LOCATIONS/VEHICLES/EXCLUSIONS ADDED BY ENDORSEMENT/SPECIAL PROVISIONS
Broad Form Vendors Endorsement

CERTIFICATE HOLDER

Service Supply Ltd., Inc.
1524 South Hamilton Road
Columbus OH 43227 USA

CANCELLATION

SHOULD ANY OF THE ABOVE DESCRIBED POLICIES BE CANCELLED BEFORE THE EXPIRATION DATE THEREOF, THE ISSUING INSURER WILL ENDEAVOR TO MAIL 30 DAYS WRITTEN NOTICE TO THE CERTIFICATE HOLDER NAMED TO THE LEFT. BUT FAILURE TO DO SO SHALL IMPOSE NO OBLIGATION OR LIABILITY OF ANY KIND UPON THE INSURER, ITS AGENTS OR REPRESENTATIVES.

AUTHORIZED REPRESENTATIVE

Aon Risk Services Central, Inc.

Holder Identifier :

Certificate No : 570034779361

SERVICE SUPPLY LTD., INC.

ACTION BY UNANIMOUS WRITTEN CONSENT OF THE BOARD OF DIRECTORS

December 12, 1988

Pursuant to Section 1701.54 of the Ohio Revised Code, the undersigned, being all of the members of the Board of Directors of SERVICE SUPPLY LTD., INC. (the "Corporation"), do hereby take and adopt the following actions by this unanimous written consent:

RESOLVED: That the following persons be, and they hereby are, elected to the offices of the Corporation set opposite their respective names, each to serve in such capacity until his or her successor is duly elected and qualified:

Mary G. Groves	President
Jerry L. Groves	Vice President
Oscar B. Groves	Secretary/Treasurer
Alan Kletecka	Sales Manager

RESOLVED: That the officers of the Corporation select a bank to be the official depository of the Corporation and that the corporate resolutions required by such institution be, and they same hereby are, adopted by the Corporation as part of this resolution and that any one of the officers be, and they hereby are, authorized to execute, acknowledge, and deliver in the name and on behalf of the Corporation, any and all agreements, documents and certificates, and to do and perform all such acts and things as may be deemed by them necessary or appropriate to effectuate the purpose of this resolution;

RESOLVED
FURTHER: That said bank be, and it hereby is, authorized to pay out the funds of the Corporation on deposit with it from time to time upon checks, drafts or other withdrawal orders drawn upon it and signed in the name of the Corporation by any one of the following persons:

Oscar B. Groves
Mary G. Groves

whether the checks, drafts or other withdrawal orders are payable to cash, bearer, the orders of any third party, the order of the signing officers or employees of the Corporation, or to the order

of any other officer or employee of the Corporation in either his or her individual or official capacity; and

RESOLVED That the Secretary of the Corporation be, and
FURTHER: hereby is, authorized to furnish to said
institution a certified copy of this resolution
and that this resolution remain in full force and
effect until a certified copy of a resolution
amending, modifying, replacing, or rescinding this
resolution has been furnished to the bank; and

RESOLVED That any one of the officers be, and they hereby
FURTHER: are, authorized to execute and deliver any and all
notes, agreements, documents or papers of any type
or nature whatsoever to consummate the purpose of
the foregoing resolution.

RESOLVED: That any one of the officers be, and they hereby
are, authorized to pay all fees and expenses inci-
dent to and necessary for the organization of the
Corporation.

RESOLVED: That any of the officers of the Corporation be,
and they hereby are, authorized, directed and
empowered to file or cause to be filed a Notifi-
cation of Exemption on Form 3-0 with the Ohio
Division of Securities within sixty (60) days from
the date of the original subscription to the
shares of the Corporation.



Oscar B. Groves



Mary G. Groves



Jerry Groves



Janet Kletecka

"Directors"

SERVICE SUPPLY LTD., INC.

ACTION BY UNANIMOUS WRITTEN CONSENT
OF THE BOARD OF DIRECTORS

January 2, 1989


Pursuant to Section 1701.54 of the Ohio Revised Code, the undersigned, being all of the members of the Board of Directors of SERVICE SUPPLY LTD., INC. (the "Corporation"), do hereby take and adopt the following action by this unanimous written consent:

RESOLVED: That the following persons are authorized to sign any bids on behalf of the Corporation:

Oscar B. Groves
Mary G. Groves
Alan Kletecka
Jerry L. Groves
Janet Kletecka

Oscar B. Groves
Oscar B. Groves
Mary G. Groves
Mary G. Groves
Janet Kletecka
Janet Kletecka
Jerry L. Groves
Jerry L. Groves
"Directors"

SERVICE SUPPLY LTD., INC.



1524 SOUTH HAMILTON ROAD ~ COLUMBUS, OHIO 43227 ~ TELEPHONE 614 / 861 ~ 3681
FAX 614/863-0113

June 1, 2005

Service Supply Ltd., Inc. - founded in 1959 in Columbus, Ohio. We originally had offices in the Bryson Building in Columbus, Ohio, and have been in our present facilities, 1524 South Hamilton Road, Columbus, Ohio since 1967.

Ralph Groves, my brother, founded Service Supply Ltd., Inc. and was president until his death in 1973.

Our employees at this time are:

Mary G. Groves (wife) President (1960)
Jerry Groves (son) Vice President (1969)
Janet Kletecka (daughter) Board of Directors (1974)
Alan Kletecka (son-in law) Sales Manager (1973)
Ben Groves (husband) Secretary-Treasurer (1961)
Donna Hetzner - Secretary (1999)
Linda Groves (daughter-in-law) Secretary (1977)
Linda Kroonemeyer - Secretary (1986)
Medrith Mollenkamp - Secretary (1988)
Connie Triplett - Secretary (2003)

We have five (5) sales persons located in various areas of Ohio, Indiana and West Virginia that are on straight commission basis. Some of these sales persons also offer other lines that are related to the same market that we service. This gives us a total of seven (7) sales persons on the road.

Service Supply Ltd., Inc. originally sold items pertaining to Traffic and Highway Safety such as paint stripers, traffic paint, signs, and sign posts We expanded into the park and recreation market and then into the school market which includes all grade 1-12 and colleges. We also call on the private sector where our site amenities, signs, and play structures are popular. Our early childcare play equipment is designed for institutional and corporate facilities that have become involved in day care centers.

A partial list of our suppliers and their principals, addresses, phone numbers, and products to follow:

- Landscape Structures, Inc., Barb and Steve King, Route #3, 601 7th Street, South, Delano, MN 55328
612-479-2546 PLAYGROUND EQUIPMENT
- Wabash Valley Manufacturing, Inc., Jerry Shilling, P. O. Box 5, Silver Lake, IN 46982
219-352-2102 SITE AMENITIES (expanded metal)
- DuMor, Inc., Steve Richard, P. O. Box 142, Mifflintown, PA 17059
717-436-2106 SITE AMENITIES (wood)
- American Aluminum Seating, Inc., Bob Palmer, P. O. Box 1468, Marshalltown, IA 50158
515-753-5366 PORTABLE BLEACHERS, STADIUM GRANDSTANDS
- Interkal LLC, Richard Patterson, P. O. Box 2107, Kalamazoo, MI 49003
616-349-1521 TELESCOPIC GYM BLEACHERS

We are listed in D&B; any late payments that may be listed on these reports are the result of problems in delivery of total order, which in turn holds up payment to the manufacturer. This would only appear if it were a very large order, which would involve telescopic bleachers.

Our bank, which we have been with since 1959, is National City Bank, Bexley Office, 2594 East Main Street, Bexley, OH 43209- phone 614-238-7100.

Our accountant is Schwartz, Adleman, Kellerman & Marks, (Mr. Sam Schwartz) 145 North Reynoldsburg-New Albany Road, Blacklick, OH 43004-9701. Phone number is 614-866-1600.

Our legal counsel is the firm of Kahn, Kleinman, Yanowitz & Arnson (contact for Service Supply is Mr. Neil Kurit, The Tower at Erieview, Suite 2600, 1301 East Ninth Street, Cleveland, OH 44114-1824. Neil Kurit's phone number is 216-736-3452.

**Should you have any questions, please feel free to call me Toll Free -
in Ohio call 800-282-1900 - Indiana and West Virginia call 800-848-7556.**

Very truly yours,

SERVICE SUPPLY LTD., INC.

Jerry Groves

**Jerry Groves
Vice President**

JG/dlh



2009 Play Equipment Warranty

You have our word.

100-Year Limited Warranty for all stainless steel fasteners, aluminum posts, clamps, beams and caps, against structural failure due to corrosion/natural deterioration or manufacturing defects. This warranty does not include any cosmetic issues or wear and tear from normal use.

15-Year Limited Warranty for all plastic and steel components, including TuffTimbers™, against structural failure due to corrosion/natural deterioration or manufacturing defects. TenderTuff™-coating against structural failure due to natural deterioration or manufacturing defects. (Except Wiggle Ladders, Chain Ladders and Swing Chain). TuffTurf® against material or manufacturing defects when properly installed. Corocord® cable on Spacenet™ climbers against breakage.

10-Year Limited Warranty for all CoolToppers® structural steel frames and Mobius® climbers against structural failure due to natural deterioration or manufacturing defects.

8-Year Limited Warranty for CoolToppers® fabric against failure from significant fading, deterioration, breakdown, mildew, outdoor heat, cold, or discoloration. This warranty is limited to the design loads as stated in the specifications found in the technical information.

5-Year Limited Warranty for Corocord cables on Spacenet climbers against natural deterioration or manufacturing defects. The Natural Elements™ climbers exterior GFRC material, against structural failure due to natural deterioration or manufacturing defects.

3-Year Limited Warranty for all other parts, ie: CableCore™ products, Swing seats and hangers, Mobius climber handholds, Wiggle Ladders, Chain Ladders and Swing Chain, Track Ride trolleys and bumpers, all rocking equipment including Sway Fun™, PVC belting material, HealthBeat™ hydraulic cylinders, Seesaws, Wiggle Ring Bridge, etc. against failure due to corrosion, natural deterioration or manufacturing defects.

This warranty does not include any cosmetic issues or wear and tear from normal use.

Landscape Structures Inc. warrants that all playstructures and/or equipment sold will conform in kind and in quality to the specifications manual for the products identified in the Acknowledgment of Order and will be free of defects in manufacturing and material. Seller further warrants:

All the warranties commence on date of Seller's invoice. Should any failure to conform to the above express warranties appear within the applicable warranty period, Seller shall, upon being notified in writing promptly after discovery of the defect and within the applicable warranty period, correct such nonconformity either by repairing any defective part or parts, or by making available a replacement part within 60 days of written notification. Seller shall deliver the repaired or replacement part or parts to the site free of charge, but will not be responsible for providing labor or the cost of labor for the removal of the defective part or parts and the installation of any replacement part or parts. Replacement parts will be warranted for the balance of the original warranty.

THIS WARRANTY IS EXCLUSIVE AND IN LIEU OF ALL OTHER WARRANTIES, WHETHER EXPRESS OR IMPLIED, INCLUDING BUT NOT LIMITED TO ANY WARRANTY OF MERCHANT-ABILITY OR OF FITNESS FOR A PARTICULAR PURPOSE.

The remedies hereby provided shall be the exclusive and sole remedies of the purchaser. Seller shall not be liable for any direct, indirect, special, incidental or consequential damages.

Seller neither assumes nor authorizes any employee, representative or any other person to assume for Seller any other liability in connection with the sale or use of the structures sold, and there are no oral agreements or warranties collateral to or affecting this agreement. The warranty stated above is valid only if the structures and or equipment are erected in conformance with Landscape Structures' installation instructions and maintained according to the maintenance procedures furnished by Landscape Structures Inc.; have been subjected to normal use for the purpose for which the goods were designed; have not been subject to misuse, negligence, vandalism, or accident; have not been subjected to addition or substitution of parts; and have not been modified, altered, or repaired by persons other than Seller or Seller's designees in any respect which, in the judgement of Seller, affects the condition or operation of the structures. To make a claim, send your written statement of claim, along with the original job number or invoice number to: Landscape Structures Inc. 601 7th Street South, Delano, Minnesota, 55328-8605

Signed:

Chairman

Date: 06/04/09

QUOTE SHEET

Quote No: 35319-1-1

Date: 06-09-09
 By: GDW

Rep Organization: SERVICE SUPPLY
 Contact Person: PAM WILLIAMSON

Project Title: CASS SCENIC RAILROAD STATE PARK
 Location: CASS, WV
 Style: Playbooster Posts: Aluminum
 Age: 5-12 Unless Otherwise Noted.

Phone No:
 Bury Type: Direct Bury

QTY	NO.	DESCRIPTION
-----	-----	-------------

POSTS

- 8 111404C 132 ALUM. POST D.B.
- 4 111404E 116 ALUM. POST D.B.
- 2 111404F 108 ALUM. POST D.B.
- 2 111404G 100 ALUM. POST D.B.

ARCHES

- 2 111406D ARCH

DECKS

- 1 152911A CURVED TRANSFER MOD RIGHT
- 1 121948A KICK PLATE FOR 8 RISE
- 2 121949A KICK PLATE FOR 8 RISE - TRI DK
- 3 111228A SQUARE TENDERDECK
- 4 122197A TRIANGULAR TENDERDECK 90 DEG

ENCLOSURES

- 1 127953A PERM. HANDHOLD SET

PERMALENE PANELS

- 1 115228A DRIVER PANEL ABOVE DECK

SLIDES

- 1 123336A DOUBLE WAVE POLY SLIDE 56 DECK
- 1 124863D SLIDEWINDER2 56 DECK

BRIDGES

- 1 114665A ARCH BRIDGE (42)
- 1 111345A BRIDGE/RAMP TRANSITION BRACKET

CLIMBERS

- 1 125689A ASCENDING CHAIN CLIMBER
- 1 122914B LOOP ARCH 56 DECK
- 1 122915A WAVE CLIMBER - SINGLE 48

MORE FUN

- 1 120902A HAND HOLD/LEG LIFT
- 1 153165A STATIONARY CYCLER ACCESSIBLE

Page: 2

Date: 06-09-09
35319-1-1

Project Title: CASS SCENIC RAILROAD STATE PARKQuote No:

Style: Playbooster

Posts: Aluminum

Bury Type: Direct Bury

OVERHEAD EVENTS

1 111467B 2 RING BRIDGE W/2 CROSSOVERS

TUNNELS

1 129042A 30DIA CRAWL TUNNEL 24 DECK DIFFE

ATTACHMENTS/CONNECTORS

1 116208A END VERT LADDER FOR RING BRIDGE

NON STANDARD PRODUCT CHARGES

2 35319 TRAIN ENGINE PANELS

2 35319 FRONT TRAIN WHEELS

1 35319 TRAIN BOILER TUNNEL

1 35319 COW CATCHER

Weight & Cost of Playstructure Items

Concrete: 63.10 cu-ft, Footings: 35

Labor: 51.75 Man-Hours

INDEPENDENT COMPONENTS

INDEPENDENT SWINGS

1 100050C ARCH SWING DB ONLY UNCOATED

Two Belt Seats.

2 111579C ARCH SWING ADD BAY DB ONLY SCT

Two Belt Seats.

Weight & Cost of Independent Items

Concrete: 15.00 cu-ft, Footings: 8

Labor: 16.00 Man-Hours

Weight & Cost of Equipment

Estimated requirements for Equipment.

Concrete: 78.10 cu-ft, Footings: 43

Labor: 67.75 Man-Hours

Total Safety Zone Square Footage = 2499 sq ft

Estimated Man-Hours do not include site preparation.

This quote is valid for 90 days. Purchase orders submitted with an expired quote

are subject to price changes.

Custom freight quotes are valid for 30. Expired custom freight quotes are subject to changes.

Signed _____ Date _____

QUOTE SHEET

Quote No: 35319-2-1-1

Date: 06-09-09
By: GDW

Rep Organization: SERVICE SUPPLY
Contact Person: PAM WILLIAMSON

Project Title: CASS SCENIC RAILROAD STATE PARK
Location: CASS, WV
Style: Playbooster Posts: Aluminum
Age: 5-12 Unless Otherwise Noted.

Phone No:
Bury Type: Direct Bury

QTY	NO.	DESCRIPTION
POSTS		
4	111404B	140 ALUM. POST D.B.
2	111404C	132 ALUM. POST D.B.
1	111404E	116 ALUM. POST D.B.
2	111404F	108 ALUM. POST D.B.
4	111403B	174 ALUM. POST FOR ROOF
DECKS		
1	152911A	CURVED TRANSFER MOD LEFT
3	111228A	SQUARE TENDERDECK
ROOFS		
1	118110A	SQUARE POLY ROOF STD LOGO
SLIDES		
1	130390A	DOUBLE SWOOSH POLY SLIDE 64 DECK
1	124863A	SLIDEWINDER2 32 DECK
BRIDGES		
1	147424A	CLATTERBRIDGE 84 W/BARRIERS
CLIMBERS		
1	148432B	CORKSCREW W/PERM 64 DECK
1	158425A	STARBURST CLIMBER - DB ONLY
1	128608A	SUMMIT CLIMBER 1 SIDES
1	116249D	VERTICAL LADDER 64 DECK
MORE FUN		
1	120902A	HAND HOLD/LEG LIFT
1	111357B	TURNING BAR
OVERHEAD EVENTS		
1	111467B	2 RING BRIDGE W/2 CROSSOVERS
ATTACHMENTS/CONNECTORS		
1	152908C	DECK LINK W/HANDRAILS (3 STEPS)
1	116208A	END VERT LADDER FOR RING BRIDGE
1	130873A	RING PULL

Page: 2

Date: 06-09-09
35319-2-1-1

Project Title: CASS SCENIC RAILROAD STATE PARKQuote No:

Style: Playbooster

Posts: Aluminum

Bury Type: Direct Bury

Weight & Cost of Playstructure Items
Concrete: 50.30 cu-ft, Footings: 30
Labor: 47.00 Man-Hours

Weight & Cost of Equipment

Estimated requirements for Equipment.

Concrete: 50.30 cu-ft, Footings: 30

Labor: 47.00 Man-Hours

Total Safety Zone Square Footage = 1036 sq ft

Estimated Man-Hours do not include site preparation.

This quote is valid for 90 days. Purchase orders submitted with an expired quote are subject to price changes.

Custom freight quotes are valid for 30. Expired custom freight quotes are subject to changes.

Signed _____ Date _____

Material Specifications
Quote: 35319-1-1.QSd
10/14/2009

General Specifications: Material: All materials shall be structurally sound and suitable for safe play. Durability shall be ensured on all steel parts by the use of time-tested coatings such as zinc plating, galvanizing, ProShield finish, TenderTuff coating, etc. Colors shall be specified.

Fasteners: Primary fasteners shall be socketed and pinned tamperproof in design, stainless steel (SST) per ASTM F879 unless otherwise indicated (see specific product installation/specifications). All primary fasteners shall include a locking patch-type material that will meet the minimum torque requirements of IFI-125. Manufacturer to provide special tools for pinned tamperproof fasteners.

TenderTuff Coating: Metal components to be TenderTuff-coated shall be thoroughly cleaned in a hot phosphatizing pressure washer, then primed with a water-based thermosetting solution. Primed parts shall be preheated prior to dipping in UV-stabilized, liquid polyvinyl chloride (PVC), then salt cured at approximately 400 degrees. The finished coating shall be approximately .080" thick at an 85 durometer hardness and have a matte finish. Four standard colors are available (brown only for HealthBeat). Not applicable for Evos.

ProShield Finish: All metal components with ProShield finish shall be thoroughly cleaned and phosphatized through a five-stage power washer. Parts are then thoroughly dried, preheated and processed through a set of automatic powder spray guns where a minimum .002" of epoxy primer is applied. The parts are allowed to cool and then pass through a second set of automatic powder spray guns. A minimum .004" of architectural-grade Super-Durable polyester TGIC powder is applied. The parts are oven-cured at 400 degrees F metal temperature for 10-minutes. The average ProShield film thickness is .006".

ProShield is formulated and tested per the following ASTM standards. Each color must meet or exceed the ratings listed below:

- Hardness (D3363) rating 2H
- Impact (D2794) rating minimum 80 inch-pounds
- Salt Fog Resistance (B117 and D1654) 4,000 hours and rating 7 or greater
- UV Exposure (G154, 340 bulb) 3,000 hours, rating delta E of 2, and 90 percent gloss retention
- Adhesion (D3359, Method B) rating 5B

The Paint Line shall employ a "checkered" adhesion test daily.

Eighteen standard colors are available.

Decks: All Tenderdecks shall be of modular design and have 5/16" diameter holes on the standing surface. There shall be a minimum of (4) slots in each face to accommodate face mounting of components. Tenderdecks shall be manufactured from a single piece of low carbon 12 GA (.105") sheet steel conforming to ASTM specification A-569. The sheet shall be perforated then flanged formed and reinforced as necessary to ensure structural integrity. The unit shall then be TenderTuff-coated brown only. Tenderdecks shall be designed

so that all sides are flush with the outside edge of the supporting posts. Not applicable for Evos, Weevos or HealthBeat.

Rotationally Molded Polyethylene Parts: These parts shall be molded using prime compounded linear low-density polyethylene with a tensile strength of 2500 psi per ASTM D638 and with color and UV-stabilizing additives. Wall thickness varies by product from .187" (3/16") to .312" (5/16"). Five standard colors are available (Black only for HealthBeat).

Permalene Parts: These parts shall be manufactured from 3/4" high-density polyethylene that has been specially formulated for optimum UV stability and color retention. Products shall meet or exceed density of .960 G/cc per ASTM D1505, tensile strength of 2400 PSI per ASTM D638. Five standard solid colors are available. Some Permalene parts are available in a two-color product with (2) .100" thick exterior layers over a .550" interior core of a contrasting color. Eight standard two-color options are available. Not applicable for Evos or HealthBeat.

Footings: Unless otherwise specified, the bury on all footings shall be 34" below Finished Grade (FG) on all in-ground play events/posts. Other types of anchoring are available upon request.

Hardware Packages: All shipments shall include individual component-specific hardware packages. Each hardware package shall be labeled with the part number, description, a component diagram showing the appropriate component, package weight, a bar code linking the hardware package to the job number, assembler's name, date and time the package was assembled, work center number, and work order number.

Installation Documentation: All shipments shall include a notebook or packet of order-specific, step-by-step instructions for assembly of each component, including equipment assembly diagrams, estimated hours for assembly, footing dimensions, concrete quantity for direct bury components, fall height information, area required information and detailed material specifications.

Packing List: All shipments shall include a packing list for each skid/container, specifying the part numbers and quantities on each skid or within each container.

Packaging: PlayBooster posts shall be individually packaged in sturdy, water-resistant, mar-resistant cardboard boxes. Other components shall be individually wrapped or bulk wrapped to provide protection during shipment. Small parts and hardware packages will be placed in crates for shipment. The components and crates are then shrink-wrapped to skids (pallets) to ensure secure shipping.

Maintenance Kit: An order-specific maintenance kit shall be provided for each structure order. The kit will include a notebook or packet with a second set of installation documents and order-specific maintenance documentation with recommendations on how often to inspect, what to look for and what to do to keep the equipment in like-new condition. The kit also includes touch-up primer, appropriate

color touch-up paint, sandpaper, appropriate color touch-up PVC, graffiti remover and additional installation tools for the tamperproof fasteners.

(PB) General Specifications: Posts: Post length shall vary depending upon the intended use and shall be a minimum of 42" above the deck height. All posts shall be powdercoated to specified color. All posts shall have a "finished grade marker" positioned on the post identifying the 34" bury line required for correct installation and the top of the loose fill protective surfacing. Top caps for posts shall be aluminum die cast from 369.1 alloy and powdercoated to match the post color. All caps shall be factory installed and secured in place with (3) self sealing rivets. A molded low-density polyethylene cap, with drain holes, shall be pressed onto the bottom end of the post to increase the footing area.

Steel Posts: All steel PlayBooster posts are manufactured from 5" O.D. tubing with a wall thickness of .120" and shall be galvanized after rolling and shall have both the I.D. and the cut ends sprayed with a corrosion resistant coating.

Steel Post Mechanical Properties:

Yield Strength (min): 50,000 PSI
Tensile Strength (min): 55,000 PSI
% Elongation in 2 inches: 25
Modulus of Elasticity: 29.5 x 1,000,000 PSI

Aluminum Posts: All aluminum PlayBooster posts are manufactured from 6005-T5 extruded tubing conforming to ASTM B-221. Posts shall have a 5" outside diameter with a .125" wall thickness.

Aluminum Post Mechanical Properties:

Yield Strength (min): 35,000 PSI
Tensile Strength (min): 38,000 PSI
% Elongation in 2 inches: 10
Modulus of Elasticity: 10 x 1,000,000 PSI

Arch Posts: Aluminum arch posts shall be manufactured from 6005-T5 alloy. The arch shall be formed to a 21" center line radius to complement the 42" center to center module. The arch shall be of one continuous piece construction. There shall be no welds or additional pieces mechanically fastened to manufacture the arch. Each arch shall be designed to provide a minimum of 90 1/2" clear span from the deck to the inside of the arch at the radius peak. Arches shall be powdercoated to a specified color.

Clamps: All clamps, unless otherwise noted, shall be die cast using a 369.1 aluminum alloy and have the following mechanical properties:

Ultimate Tensile: 47,000 PSI
Yield Strength: 28,000 PSI
Elongation: 7% in 2 inches
Shear Strength: 29,000 PSI
Endurance Limit: 20,000 PSI

Each functional clamp assembly shall have an appropriate number of half clamps and shall be fastened to mating parts with (2) 3/8" x 1 1/8" pinned button head cap screws (SST) and (2) stainless steel (SST) recessed "T" nuts. A 1/4"

aluminum drive rivet w/stainless steel pin is used to ensure a secure fit to the post.

PlayBooster clamps have three functional applications and shall be named as follows:

- 1.) Offset hanger clamp assembly.
- 2.) Deck hanger clamp assembly.
- 3.) Hanger clamp assembly.

Material Specifications:

111404C

Posts For Decks 132"/56" Deck

Post: See PlayBooster (PB) General Specifications.

111404E

Posts For Decks 116"/40" Deck

Post: See PlayBooster (PB) General Specifications.

111404F

Posts For Decks 108"/32" Deck

Post: See PlayBooster (PB) General Specifications.

111404G

Posts For Decks 100"/24" Deck

Post: See PlayBooster (PB) General Specifications.

111406D

Arches Arch for 32" Deck

Arch Posts: See PlayBooster (PB) General Specifications.

152911A

Transfer Modules, Brown Deck Only To 32" Deck, Curved, Right or Left Step

Deck: Flange formed from 12 GA (.105") sheet steel conforming to ASTM A569. Standing surface is perforated with 5/16" diameter holes and measures 29" per (2) sides. Finish: TenderTuff, brown in color.

Step Sections/Top Step Section: Formed from 12 GA (.105") sheet steel conforming to ASTM A569. Standing surface is 24 3/8" wide x 14" deep and is perforated with 5/16" diameter holes. Finish: TenderTuff, brown in color.

Spacer Tube: Made from 6061-T6 aluminum 7/8" O.D. x 1 11/16". Finish: Powdercoat, color specified.

Panels: Solid color Permalene, color specified.

Deck Support: Weldment comprised of 3 1/2" O.D. RS-20 (.125") galvanized steel tubing and 3/8" O.D. x 5" long CRS rod. Finish: Powdercoat, brown in color.

Clamps: Cast aluminum. Finish: Powdercoat, color specified.

Fasteners: Primary fasteners shall be socketed and pinned tamperproof in design, stainless steel (SST) per ASTM F 879 unless otherwise indicated (see specific product installation/specifications).

Step Support: Weldment comprised of 1.660" O.D. RS-20 (.080" - .095") and 1 3/4" x 1 3/4" x 1/8" HR angle. Finish: Powdercoat, brown in color.

Railings: Weldment comprised of 1.125" O.D. x 11 GA (.120") steel tubing with 203 or 303 stainless steel 3/8" threaded inserts. Finish: TenderTuff, color specified.

121948A

Kick Plate 8" Rise

Kick Plate: Fabricated from 11 GA (.120") HR flat steel. Finish: TenderTuff, brown in color.

Fasteners: Primary fasteners shall be socketed and pinned tamperproof in design, stainless steel (SST) per ASTM F 879 unless otherwise indicated (see specific product installation/specifications).

121949A

Kick Plate 8" Rise, 90* Tri-Deck

Kick Plate: Fabricated from 11 GA (.120") HR flat steel. Finish: TenderTuff, brown in color.

Fasteners: Primary fasteners shall be socketed and pinned tamperproof in design, stainless steel (SST) per ASTM F 879 unless otherwise indicated (see specific product installation/specifications).

111228A

Decks Square Tenderdeck, Brown Only

Square Deck: Flange formed from 12 GA (.105") sheet steel conforming to ASTM A569. Standing surface is perforated with 5/16" diameter holes. Deck face has (4) slotted holes for face mounting components. The finished size measures 2 5/8" x 47" x 47". Finish: TenderTuff, brown in color.

Deck Hanger Clamp Assembly: Cast aluminum. Finish: Powdercoat, color specified.

Fasteners: Primary fasteners shall be socketed and pinned tamperproof in design, stainless steel (SST) per ASTM F 879 unless otherwise indicated (see specific product installation/specifications).

122197A

Decks 90* Triangular Tenderdeck

Triangular Deck: Flange formed from 12 GA (.105") sheet steel conforming to ASTM A569. Standing surface is perforated with 5/16" diameter holes. Deck face has (4) slotted holes for face mounting components. The finished size measures 2 5/8" x 37 3/4". Finish: TenderTuff, brown in color.

Deck Hanger Clamp Assembly: Cast aluminum. Finish: Powdercoat, color specified.

Fasteners: Primary fasteners shall be socketed and pinned tamperproof in design, stainless steel (SST) per ASTM F 879 unless otherwise indicated (see specific product installation/specifications).

127953A

Handhold Panels 2 Panels

Handhold Panel: Solid color Permalene, color specified.

Spacer Tube: Made from 6061-T6 aluminum 7/8" O.D. x 1 11/16". Finish: Powdercoat, color specified.

Clamps: Cast aluminum. Finish: Powdercoat, color specified.

115228A

Driver Panel

Permalene Panel: Two color panel measures 35 5/8" wide x 41" high, color specified.

Hub: Solid color Permalene, color specified.

Wheel: 12" diameter cast 319.1 aluminum alloy. Shaft-303 stainless steel.
Finish: TenderTuff, color specified.

Wheel Bracket: Weldment comprised of formed 3/16" plate and 5/8" O.D. shaft.
Finish: Powdercoat, color specified.

Angled Panel Bracket: Weldment comprised of .190" thick 5052 aluminum formed angle with (2) 6061-T6 aluminum threaded tubes 1 1/8" O.D. x 1 1/2" long.
Finish: Powdercoat, color specified.

Spacer Tube: Made from 6061-T6 aluminum 7/8" O.D. x 1 11/16". Finish:
Powdercoat, color specified.

Fasteners: Primary fasteners shall be socketed and pinned tamperproof in design, stainless steel (SST) per ASTM F 879 unless otherwise indicated (see specific product installation/specifications).

Offset Hanger Clamp Assembly: Cast aluminum. Finish: Powdercoat, color specified.

123336A

Double Wave Poly Slide 48" - 56" Deck

Slide: Rotationally molded from U.V. stabilized linear low density polyethylene, color specified.

Hood: Rotationally molded from U.V. stabilized linear low density polyethylene, color specified.

Rail: Extruded from 1.125" O.D. x .312" W. 6061-T6 aluminum. Finish:
Powdercoat, color specified.

Rail Spacer: Fabricated from 1.3125" O.D. x 16 GA (.065") steel tubing. Finish:
Powdercoat, color specified.

Mid-Support: Weldment comprised of 1.660" O.D. RS-20 (.085" - .095") galvanized steel tubing and 1/4" x 3" zinc plated flat steel. Finish: Powdercoat, color specified.

Exit Support: Weldment comprised of 2.375" O.D. RS-20 (.095" - .105") galvanized steel tubing and 1/4" x 3" mounting plate. Finish: Powdercoat, color specified.

Fasteners: Primary fasteners shall be socketed and pinned tamperproof in design, stainless steel (SST) per ASTM F 879 unless otherwise indicated (see specific product installation/specifications).

Offset Hanger Clamp Assembly: Cast aluminum. Finish: Powdercoat, color specified.

Spacer Tube: Made from 6061-T6 aluminum 7/8" O.D. x 1 11/16". Finish:
Powdercoat, color specified.

Spacer: Solid color Permalene, color specified.

124863D

SlideWinder2 56" Deck

Slide Sections: Rotationally molded from U.V. stabilized linear low density polyethylene, color specified.

Rail: 1 1/8" O.D. 6061-T6 aluminum extrusion with 5/16" walls. Finish: Powdercoat, color specified.

Mid-Support: Weldment comprised of 1.900" O.D. RS-20 (.090" - .100") galvanized steel tubing and 3/16" x 1 1/4" zinc plated steel strap. Finish: Powdercoat, color specified.

Support Base (SM): Weldment comprised of 1.660" O.D. RS-20 (.085" - .095") galvanized steel tubing and 1/4" x 3" x 8" mounting plate. Finish: Powdercoat, color specified.

Exit Footer: Weldment comprised of 2.375" O.D. RS-20 (.095" - .105") galvanized steel tubing and 1/4" x 3" x 7 1/2" mounting plate. Finish: Powdercoat, color specified.

Fasteners: Primary fasteners shall be socketed and pinned tamperproof in design, stainless steel (SST) per ASTM F 879 unless otherwise indicated (see specific product installation/specifications).

Offset Hanger Clamp Assembly: Cast aluminum. Finish: Powdercoat, color specified.

114665A

Arch Bridge, 42" Module, Permalene Barrier

Arch Bridge: Fabricated from 12 GA (.105") sheet steel conforming to ASTM A569. Standing surface is perforated with 5/16" diameter holes. Finish: TenderTuff, brown in color.

Panel: Solid color panel measures 35 5/8" wide x 41" high, color specified.

Fasteners: Primary fasteners shall be socketed and pinned tamperproof in design, stainless steel (SST) per ASTM F 879 unless otherwise indicated (see specific product installation/specifications).

Offset Hanger Clamp Assembly: Cast aluminum. Finish: Powdercoat, color specified.

111345A

Bridge/Ramp Transition Bracket, Brown Only

Transition Bracket: Fabricated and formed from 11 GA (.120") HRPO low carbon sheet steel. Finish: TenderTuff, brown in color.

Fasteners: Primary fasteners shall be socketed and pinned tamperproof in design, stainless steel (SST) per ASTM F 879 unless otherwise indicated (see specific product installation/specifications).

Deck Hanger Clamp Assembly: Cast aluminum. Finish: Powdercoat, color specified.

125689A

Ascending Chain, 16" Deck, Brown Chain Only

Footer: Fabricated from 1.315" O.D. RS-20 (.080" - .090") galvanized steel tubing.

Chain: 3/16" Chain zinc plated. Finish: TenderTuff, brown in color.

Fasteners: Primary fasteners shall be socketed and pinned tamperproof in design, stainless steel (SST) per ASTM F 879 unless otherwise indicated (see specific product installation/specifications).

Upper Support: Weldment comprised of formed 1.660" O.D. RS-20 (.085" - .095") galvanized steel tubing and 1/4" x 1 3/4" wide steel half clamps. Finish: Powdercoat, color specified.

Half Clamp: Cast aluminum. Finish: Powdercoat, color specified.

122914B

Loop Arches 56" Deck

Loop Arch: Weldment comprised of 1.660" O.D. RS-20 (.085" - .095") galvanized steel tubing, 1.315" O.D. RS-20 (.080" - .090") galvanized steel tubing and 1/4" flat steel. Finish: Powdercoat, color specified.

Handhold Panel: Solid color Permalene, color specified.

Spacer Tube: Made from 6061-T6 aluminum 7/8" O.D. x 1 11/16". Finish: Powdercoat, color specified.

Fasteners: Primary fasteners shall be socketed and pinned tamperproof in design, stainless steel (SST) per ASTM F 879 unless otherwise indicated (see specific product installation/specifications).

Offset Hanger Clamp Assembly: Cast aluminum. Finish: Powdercoat, color specified.

122915A

Single Wave Climbers 48" Deck Difference

Climber: Weldment comprised of 1.660" O.D. RS-40 (.111" - .121") galvanized steel tubing, and 1.315" O.D. RS-20 (.080" - .090") galvanized steel tubing. Finish: Powdercoat, color specified.

Base Bracket: Weldment comprised of 1/4" x 2" HR flat steel and 1.660" O.D. RS-40 (.111" - .121") galvanized steel tubing. Finish: Powdercoat, color specified.

Handhold Panel: Solid color Permalene, color specified.

Spacer Tube: Made from 6061-T6 aluminum 7/8" O.D. x 1 11/16". Finish: Powdercoat, color specified.

Fasteners: Primary fasteners shall be socketed and pinned tamperproof in design, stainless steel (SST) per ASTM F 879 unless otherwise indicated (see specific product installation/specifications).

Offset Hanger Clamp Assembly: Cast aluminum. Finish: Powdercoat, color specified.

120902A

Handhold/Leg Lift, TenderTuff-coated Brown

Fasteners: Primary fasteners shall be socketed and pinned tamperproof in design, stainless steel (SST) per ASTM F 879 unless otherwise indicated (see specific product installation/specifications).

Half Clamp: Cast aluminum. Finish: Powdercoat, color specified.

Hand Hold: Weldment comprised of formed 7/8" O.D. x 11 GA (.120") and 1/4" x 1 3/4" steel half clamps. Finish: TenderTuff, brown in color.

153165A

Accessible Stationary Cykler, no Post

Shaft: .625" O.D. stainless steel.

Handhold Crank: Weldment comprised of 3/4" O.D. stainless steel shaft and forged carbon steel.

Handhold: Handhold fabricated from high density polyethylene, black in color.

Stub: Weldment comprised of 5.000" O.D. x 11 Ga. (.120" wall) steel tube, 1/4" x 6" HRPO flat steel and 1.063" O.D. 1018 steel shaft housing. Finish: Powdercoat, color specified.

Clamps: Cast aluminum. Finish: Powdercoat, color specified.

Fasteners: Primary fasteners shall be socketed and pinned tamperproof in design, stainless steel (SST) per ASTM F 879 unless otherwise indicated (see specific product installation/specifications).

111467B

Ring Bridge w/ (2) 2" Crossovers, Max. 32" Decks, Brown Rings Only

Beam: Weldment comprised of 2.375" O.D. RS-40 (.130" - .140") galvanized steel tubing, and 1/4" HRPO flat steel. Housing for double clevis are 1 1/4" O.D. x .312" wall steel tubing. SAE 841 dry bronze bushings are pressed into housing at factory. Finish: Powdercoat, color specified.

"D" Ring: Cast from 333 aluminum alloy with a cast in place 360 brass alloy bushing. Finish: TenderTuff, brown in color.

Chain Assembly: 5/16" Low carbon steel straight link galvanized chain, with bolt link made from grade 316 stainless steel. Finish: TenderTuff-coated, brown in color.

Double Clevis: Stainless Steel

Fasteners: Primary fasteners shall be socketed and pinned tamperproof in design, stainless steel (SST) per ASTM F 879 unless otherwise indicated (see specific product installation/specifications).

Half Clamp: Cast aluminum. Finish: Powdercoat, color specified.

129042A

Offset Crawl Tunnel, 24" Deck Height Difference

Permalene Panels: Solid color panel measures 35 5/8" wide x 41" high, & 35 5/8" wide x 47 7/8" high, color specified.

Foot Strip: Solid color Permalene, green in color.

Tunnel Section: Rotationally molded from U.V. stabilized linear low-density polyethylene, color specified.

Attachment Blocks: U.V. stabilized high-density polyethylene, color specified.

Angled Panel Bracket: Weldment comprised of .190" thick 5052 aluminum formed angle with (2) 6061-T6 aluminum threaded tubes 1 1/8" O.D. x 1 1/2" long. Finish: Powdercoat, color specified.

Spacer Tube: Made from 6061-T6 aluminum 7/8" O.D. x 1 11/16". Finish: Powdercoat, color specified.

Fasteners: Primary fasteners shall be socketed and pinned tamperproof in design, stainless steel (SST) per ASTM F 879 unless otherwise indicated (see specific product installation/specifications).

Offset Hanger Clamp Assembly: Cast aluminum. Finish: Powdercoat, color specified.

116208A

End Vertical Ladders Alum., 132" Posts, (for use w/Ring Bridges)

Vertical Ladder: Weldment comprised of formed 1.125" O.D. x 11 GA (.120") black steel tubing with 203 or 303 stainless steel 5/8" threaded inserts and 1.029" O.D. RS-20 (.070" - .080") galvanized steel tubing. Finish: TenderTuff, color specified.

Fasteners: Primary fasteners shall be socketed and pinned tamperproof in design, stainless steel (SST) per ASTM F 879 unless otherwise indicated (see specific product installation/specifications).

Post: See PlayBooster (PB) General Specifications.

Offset Hanger Clamp Assembly: Cast aluminum. Finish: Powdercoat, color specified.

100050C

Arch Belt Swings Arch Belt Swing, 2-Place, Uncoated Chain

Arch Posts: See PlayBooster (PB) General Specifications.

Swing Beam: Weldment comprised of tee clamps and 5" O.D. extruded 6005-T5 aluminum alloy tube with a .125" W. Finish: Powdercoat, color specified.

Chain: Steel 3/16" straight link chain, 800 lb. working load limit. Finish: Hot galvanized.

Belt Seat: Molded from UV stabilized black EPDM rubber encapsulating a weldment comprised of a 22 GA (.029") spring stainless steel sheet and (4) .105 thick stainless steel washers. The belt seat elliptical shape measures 7" wide x 26" long x .700" thick.

Hanger Clamp Assembly: Cast aluminum. Finish: Powdercoat color specified.

Fasteners: Primary fasteners shall be socketed and pinned tamperproof in design, stainless steel (SST) per ASTM F 879 unless otherwise indicated (see specific product installation/specifications).

111579C

Arch Belt Swings Additional 2-Place Bay, Uncoated Chain

Warranty: You have our word.

Landscape Structures Inc. warrants that all playstructures and/or

equipment sold will conform in kind and in quality to the specifications manual for the products identified in the Acknowledgement of Order and will be free of defects in manufacturing and material. Seller further warrants:

100-Year Limited Warranty for all stainless steel fasteners, aluminum posts, clamps, beams and caps, against structural failure due to corrosion/natural deterioration or manufacturing defects. This warranty does not include any cosmetic issues or wear and tear from normal use.

15-Year Limited Warranty for all plastic and steel components, including TuffTimberTM, against structural failure due to corrosion/natural deterioration or manufacturing defects. TenderTuff^R-coating against structural failure due to natural deterioration or manufacturing defects. (Except Wiggle Ladders, Chain Ladders and Swing Chain). TuffTurf^R against material or manufacturing defects when properly installed. Corocord^R cable on Spacenet climbers against breakage.

10-Year Limited Warranty for all CoolToppers^R structural steel frames and Mobius climbers against structural failure due to natural deterioration or manufacturing defects.

5-Year Limited Warranty for Corocord cables on Spacenet climbers and CoolToppers^R fabric against natural deterioration or manufacturing defects. This warranty is limited to the design loads as stated in the specifications found in the technical information. The Natural ElementsTM climbers exterior GFRC material, against structural failure due to natural deterioration or manufacturing defects.

3-Year Limited Warranty for all other parts, ie: CableCoreTM products, Swing seats and hangers, Mobius climber handholds, Wiggle Ladders, Chain Ladders and Swing Chain, Track Ride trolleys and bumpers, all rocking equipment including Sway FunTM, PVC belting material, HealthBeat hydraulic cylinders, Seesaws, Wiggle Ring Bridge, etc. against failure due to corrosion/natural deterioration or manufacturing defects.

This warranty does not include any cosmetic issues or wear and tear from normal use.

The warranty stated above is valid only if the structures and/or equipment are erected in conformance with Landscape Structures' installation instructions and maintained according to the maintenance procedures furnished by Landscape Structures Inc. For a full text of the warranty, contact your local sales representative.

Material Specifications
Quote: 35319-2-1-1.QSd
10/14/2009

General Specifications: Material: All materials shall be structurally sound and suitable for safe play. Durability shall be ensured on all steel parts by the use of time-tested coatings such as zinc plating, galvanizing, ProShield finish, TenderTuff coating, etc. Colors shall be specified.

Fasteners: Primary fasteners shall be socketed and pinned tamperproof in design, stainless steel (SST) per ASTM F879 unless otherwise indicated (see specific product installation/specifications). All primary fasteners shall include a locking patch-type material that will meet the minimum torque requirements of IFI-125. Manufacturer to provide special tools for pinned tamperproof fasteners.

TenderTuff Coating: Metal components to be TenderTuff-coated shall be thoroughly cleaned in a hot phosphatizing pressure washer, then primed with a water-based thermosetting solution. Primed parts shall be preheated prior to dipping in UV-stabilized, liquid polyvinyl chloride (PVC), then salt cured at approximately 400 degrees. The finished coating shall be approximately .080" thick at an 85 durometer hardness and have a matte finish. Four standard colors are available (brown only for HealthBeat). Not applicable for Evos.

ProShield Finish: All metal components with ProShield finish shall be thoroughly cleaned and phosphatized through a five-stage power washer. Parts are then thoroughly dried, preheated and processed through a set of automatic powder spray guns where a minimum .002" of epoxy primer is applied. The parts are allowed to cool and then pass through a second set of automatic powder spray guns. A minimum .004" of architectural-grade Super-Durable polyester TGIC powder is applied. The parts are oven-cured at 400 degrees F metal temperature for 10-minutes. The average ProShield film thickness is .006".

ProShield is formulated and tested per the following ASTM standards. Each color must meet or exceed the ratings listed below:

- Hardness (D3363) rating 2H
- Impact (D2794) rating minimum 80 inch-pounds
- Salt Fog Resistance (B117 and D1654) 4,000 hours and rating 7 or greater
- UV Exposure (G154, 340 bulb) 3,000 hours, rating delta E of 2, and 90 percent gloss retention
- Adhesion (D3359, Method B) rating 5B

The Paint Line shall employ a "checkered" adhesion test daily.

Eighteen standard colors are available.

Decks: All Tenderdecks shall be of modular design and have 5/16" diameter holes on the standing surface. There shall be a minimum of (4) slots in each face to accommodate face mounting of components. Tenderdecks shall be manufactured from a single piece of low carbon 12 GA (.105") sheet steel conforming to ASTM specification A-569. The sheet shall be perforated then flanged formed and reinforced as necessary to ensure structural integrity. The unit shall then be TenderTuff-coated brown only. Tenderdecks shall be designed

so that all sides are flush with the outside edge of the supporting posts. Not applicable for Evos, Weevos or HealthBeat.

Rotationally Molded Polyethylene Parts: These parts shall be molded using prime compounded linear low-density polyethylene with a tensile strength of 2500 psi per ASTM D638 and with color and UV-stabilizing additives. Wall thickness varies by product from .187" (3/16") to .312" (5/16"). Five standard colors are available (Black only for HealthBeat).

Permalene Parts: These parts shall be manufactured from 3/4" high-density polyethylene that has been specially formulated for optimum UV stability and color retention. Products shall meet or exceed density of .960 G/cc per ASTM D1505, tensile strength of 2400 PSI per ASTM D638. Five standard solid colors are available. Some Permalene parts are available in a two-color product with (2) .100" thick exterior layers over a .550" interior core of a contrasting color. Eight standard two-color options are available. Not applicable for Evos or HealthBeat.

Footings: Unless otherwise specified, the bury on all footings shall be 34" below Finished Grade (FG) on all in-ground play events/posts. Other types of anchoring are available upon request.

Hardware Packages: All shipments shall include individual component-specific hardware packages. Each hardware package shall be labeled with the part number, description, a component diagram showing the appropriate component, package weight, a bar code linking the hardware package to the job number, assembler's name, date and time the package was assembled, work center number, and work order number.

Installation Documentation: All shipments shall include a notebook or packet of order-specific, step-by-step instructions for assembly of each component, including equipment assembly diagrams, estimated hours for assembly, footing dimensions, concrete quantity for direct bury components, fall height information, area required information and detailed material specifications.

Packing List: All shipments shall include a packing list for each skid/container, specifying the part numbers and quantities on each skid or within each container.

Packaging: PlayBooster posts shall be individually packaged in sturdy, water-resistant, mar-resistant cardboard boxes. Other components shall be individually wrapped or bulk wrapped to provide protection during shipment. Small parts and hardware packages will be placed in crates for shipment. The components and crates are then shrink-wrapped to skids (pallets) to ensure secure shipping.

Maintenance Kit: An order-specific maintenance kit shall be provided for each structure order. The kit will include a notebook or packet with a second set of installation documents and order-specific maintenance documentation with recommendations on how often to inspect, what to look for and what to do to keep the equipment in like-new condition. The kit also includes touch-up primer, appropriate

color touch-up paint, sandpaper, appropriate color touch-up PVC, graffiti remover and additional installation tools for the tamperproof fasteners.

(PB) General Specifications: Posts: Post length shall vary depending upon the intended use and shall be a minimum of 42" above the deck height. All posts shall be powdercoated to specified color. All posts shall have a "finished grade marker" positioned on the post identifying the 34" bury line required for correct installation and the top of the loose fill protective surfacing. Top caps for posts shall be aluminum die cast from 369.1 alloy and powdercoated to match the post color. All caps shall be factory installed and secured in place with (3) self sealing rivets. A molded low-density polyethylene cap, with drain holes, shall be pressed onto the bottom end of the post to increase the footing area.

Steel Posts: All steel PlayBooster posts are manufactured from 5" O.D. tubing with a wall thickness of .120" and shall be galvanized after rolling and shall have both the I.D. and the cut ends sprayed with a corrosion resistant coating.

Steel Post Mechanical Properties:

Yield Strength (min): 50,000 PSI
Tensile Strength (min): 55,000 PSI
% Elongation in 2 inches: 25
Modulus of Elasticity: 29.5 x 1,000,000 PSI

Aluminum Posts: All aluminum PlayBooster posts are manufactured from 6005-T5 extruded tubing conforming to ASTM B-221. Posts shall have a 5" outside diameter with a .125" wall thickness.

Aluminum Post Mechanical Properties:

Yield Strength (min): 35,000 PSI
Tensile Strength (min): 38,000 PSI
% Elongation in 2 inches: 10
Modulus of Elasticity: 10 x 1,000,000 PSI

Arch Posts: Aluminum arch posts shall be manufactured from 6005-T5 alloy. The arch shall be formed to a 21" center line radius to complement the 42" center to center module. The arch shall be of one continuous piece construction. There shall be no welds or additional pieces mechanically fastened to manufacture the arch. Each arch shall be designed to provide a minimum of 90 1/2" clear span from the deck to the inside of the arch at the radius peak. Arches shall be powdercoated to a specified color.

Clamps: All clamps, unless otherwise noted, shall be die cast using a 369.1 aluminum alloy and have the following mechanical properties:

Ultimate Tensile: 47,000 PSI
Yield Strength: 28,000 PSI
Elongation: 7% in 2 inches
Shear Strength: 29,000 PSI
Endurance Limit: 20,000 PSI

Each functional clamp assembly shall have an appropriate number of half clamps and shall be fastened to mating parts with (2) 3/8" x 1 1/8" pinned button head cap screws (SST) and (2) stainless steel (SST) recessed "T" nuts. A 1/4"

aluminum drive rivet w/stainless steel pin is used to ensure a secure fit to the post.

PlayBooster clamps have three functional applications and shall be named as follows:

- 1.) Offset hanger clamp assembly.
- 2.) Deck hanger clamp assembly.
- 3.) Hanger clamp assembly.

Material Specifications:

111404B

Posts For Decks 140"/64" Deck

Post: See PlayBooster (PB) General Specifications.

111404C

Posts For Decks 132"/56" Deck

Post: See PlayBooster (PB) General Specifications.

111404E

Posts For Decks 116"/40" Deck

Post: See PlayBooster (PB) General Specifications.

111404F

Posts For Decks 108"/32" Deck

Post: See PlayBooster (PB) General Specifications.

111403B

Posts For Roofs 174"/64" Deck

Post: See PlayBooster (PB) General Specifications.

152911A

Transfer Modules, Brown Deck Only To 32" Deck, Curved, Right or Left Step

Deck: Flange formed from 12 GA (.105") sheet steel conforming to ASTM A569. Standing surface is perforated with 5/16" diameter holes and measures 29" per (2) sides. Finish: TenderTuff, brown in color.

Step Sections/Top Step Section: Formed from 12 GA (.105") sheet steel conforming to ASTM A569. Standing surface is 24 3/8" wide x 14" deep and is perforated with 5/16" diameter holes. Finish: TenderTuff, brown in color.

Spacer Tube: Made from 6061-T6 aluminum 7/8" O.D. x 1 11/16". Finish: Powdercoat, color specified.

Panels: Solid color Permalene, color specified.

Deck Support: Weldment comprised of 3 1/2" O.D. RS-20 (.125") galvanized steel tubing and 3/8" O.D. x 5" long CRS rod. Finish: Powdercoat, brown in color.

Clamps: Cast aluminum. Finish: Powdercoat, color specified.

Fasteners: Primary fasteners shall be socketed and pinned tamperproof in design, stainless steel (SST) per ASTM F 879 unless otherwise indicated (see specific product installation/specifications).

Step Support: Weldment comprised of 1.660" O.D. RS-20 (.080" - .095") and 1 3/4" x 1 3/4" x 1/8" HR angle. Finish: Powdercoat, brown in color.

Railings: Weldment comprised of 1.125" O.D. x 11 GA. (.120") steel tubing with 203 or 303 stainless steel 3/8" threaded inserts. Finish: TenderTuff, color specified.

111228A

Decks Square Tenderdeck, Brown Only

Square Deck: Flange formed from 12 GA (.105") sheet steel conforming to ASTM A569. Standing surface is perforated with 5/16" diameter holes. Deck face has (4) slotted holes for face mounting components. The finished size measures 2 5/8" x 47" x 47". Finish: TenderTuff, brown in color.

Deck Hanger Clamp Assembly: Cast aluminum. Finish: Powdercoat, color specified.

Fasteners: Primary fasteners shall be socketed and pinned tamperproof in design, stainless steel (SST) per ASTM F 879 unless otherwise indicated (see specific product installation/specifications).

118110A

Square Poly Roof w/Logo Panels*

Poly Roof: Rotationally molded from U.V. stabilized linear low density polyethylene, color specified.

Roof Logo: Two color roof logo measures 41" wide x 5 1/8" high, color specified.

Fasteners: Primary fasteners shall be socketed and pinned tamperproof in design, stainless steel (SST) per ASTM F 879 unless otherwise indicated (see specific product installation/specifications).

Roof Sleeve: Cast from 319 almag.

130390A

Double Poly Slides Double Swoosh Slide Poly Slide, 64" - 72" Deck

Slide: Rotationally molded from U.V. stabilized linear low density polyethylene, color specified.

Hood: Rotationally molded from U.V. stabilized linear low density polyethylene, color specified.

Rail: Extruded from 1.125" O.D. x .312" W. 6061-T6 aluminum. Finish: Powdercoat, color specified.

Rail Spacer: Fabricated from 1.3125" O.D. x 16 GA (.065") steel tubing. Finish: Powdercoat, color specified.

Support: Weldment comprised of 2.375" O.D. RS-20 (.095" - .105") galvanized steel tubing and 1/4" x 3" mounting plate. Finish: Powdercoat, color specified.

Fasteners: Primary fasteners shall be socketed and pinned tamperproof in design, stainless steel (SST) per ASTM F 879 unless otherwise indicated (see specific product installation/specifications).

Offset Hanger Clamp Assembly: Cast aluminum. Finish: Powdercoat, color specified.

124863A

SlideWinder2 32" Deck

Slide Sections: Rotationally molded from U.V. stabilized linear low density polyethylene, color specified.

Rail: 1 1/8" O.D. 6061-T6 aluminum extrusion with 5/16" walls. Finish: Powdercoat, color specified.

Mid-Support: Weldment comprised of 1.900" O.D. RS-20 (.090" - .100") galvanized steel tubing and 3/16" x 1 1/4" zinc plated steel strap. Finish: Powdercoat, color specified.

Support Base (SM): Weldment comprised of 1.660" O.D. RS-20 (.085" - .095") galvanized steel tubing and 1/4" x 3" x 8" mounting plate. Finish: Powdercoat, color specified.

Exit Footer: Weldment comprised of 2.375" O.D. RS-20 (.095" - .105") galvanized steel tubing and 1/4" x 3" x 7 1/2" mounting plate. Finish: Powdercoat, color specified.

Fasteners: Primary fasteners shall be socketed and pinned tamperproof in design, stainless steel (SST) per ASTM F 879 unless otherwise indicated (see specific product installation/specifications).

Offset Hanger Clamp Assembly: Cast aluminum. Finish: Powdercoat, color specified.

147424A

Clatterbridges, Corocord Cable Support System 84" Module, Brown Planks Only, w/Barrier for 24"-72" Decks

PLANK: Weldment comprised from 12 GA. (.105") HRPO plate with 5/16" diameter perforated holes and threaded stainless steel inserts, plank measures 11 7/16" x 46 7/8" long. Finish: TenderTuff, brown in color.

ATTACHMENT BRACKET: Fabricated from 11 GA. (.120") HRPO plate. Finish: TenderTuff, brown in color.

MOUNTING BRACKET: Weldment comprised from 1/2" HRPO sheet steel, (2) 1/4" x 1 3/4" steel half clamps and 7/8" diameter 304L stainless steel tube. Finish: Powdercoat, brown in color.

COVER PLATE: Fabricated from 12 GA. (.105") HRPO plate. Finish: Powdercoat brown.

CABLE: Cable completely made of six-stranded and tempered Corocord-rope. The steel wire cores of the six strands are heated and coated with polyamide; edge ropes are reinforced with additional steel wire core. Corocord-membrane reinforced with 4 textile layers (2340).

Barrier: Weldment comprised of 1.900" O.D. RS-20 (.090" - .100") galvanized steel tubing beam, 1.029" O.D. RS-20 (.070" - .080") galvanized steel tubing and 7 GA. (.179") HRPO sheet steel. Finish: Powdercoat, color specified.

Clamps: Cast aluminum. Finish: Powdercoat, color specified.

Fasteners: Primary fasteners shall be socketed and pinned tamperproof in design, stainless steel (SST) per ASTM F 879 unless otherwise indicated (see specific product installation/specifications).

148432B

Corkscrews 56" - 72" Deck

Handhold Panel: Solid color Permalene, color specified.

Spacer Tube: Fabricated from 6061-T6 aluminum 1 1/8" O.D. x 1 1/4". Finish:

Powdercoat, color specified.

Fasteners: Primary fasteners shall be socketed and pinned tamperproof in design, stainless steel (SST) per ASTM F 879 unless otherwise indicated (see specific product installation/specifications).

Offset Hanger Clamp Assembly: Cast aluminum. Finish: Powdercoat, color specified.

158425A

Starburst Climber

Starburst Climber: Weldment comprised of 2.375" O.D. RS20 (.095"-.105" wall) galvanized steel tube, 1.315" O.D. RS20 (.080"-.090" wall) galvanized steel tube and 1/4" HRPO flat steel. Finish: Powdercoat, color specified.

Footer: Fabricated from 2.375" O.D. RS20 (.095"-.105" wall) galvanized steel tubing. Finish: Powdercoat, color specified.

Infill Panel: Solid Color Permalene, color specified.

Barrier: Weldment comprised of 1.125" O.D. x 11 GA (.120") steel tube per ASTM A513 with 203 or 303 stainless steel welded inserts with 5/8" internal threads and 1/4" tabs. Finish: TenderTuff, color specified.

Clamps: Cast aluminum. Finish: Powdercoat, color specified.

Fasteners: Primary fasteners shall be socketed and pinned tamperproof in design, stainless steel (SST) per ASTM F 879 unless otherwise indicated (see specific product installation/specifications).

128608A

Summit Climber 64" and 72" Decks, (64" Available for Direct Bury Only)

Summit Climber: Rotationally molded from U.V. stabilized linear low density polyethylene, color specified.

Handhold Panel: Solid color Permalene, color specified.

Spacer Tube: Made from 6061-T6 aluminum 7/8" O.D. x 1 11/16". Finish: Powdercoat, color specified.

Fasteners: Primary fasteners shall be socketed and pinned tamperproof in design, stainless steel (SST) per ASTM F 879 unless otherwise indicated (see specific product installation/specifications).

Support Plate: Fabricated from 7 GA (.179") HRPO flat steel. Finish: Powdercoat, brown in color.

Offset Hanger Clamp Assembly: Cast aluminum. Finish: Powdercoat, color specified.

116249D

Vertical Ladders, Deck To Ground Vertical Ladder, 64" - 72" Deck

Vertical Ladder: Weldment comprised of 1.125" O.D. x 11 GA (.120") steel tubing, 1.029" O.D. RS-20 (.070" - .080") and 3/16" x 2" wide steel flat plates. Finish: TenderTuff, color specified.

Footer: Fabricated from 1.315" O.D. RS-20 (.080" - .090") galvanized steel tubing. Finish: Powdercoat, color specified.

Handhold Panel: Solid color Permalene, color specified.

Spacer Tube: Made from 6061-T6 aluminum 7/8" O.D. x 1 11/16". Finish: Powdercoat, color specified.

Fasteners: Primary fasteners shall be socketed and pinned tamperproof in design, stainless steel (SST) per ASTM F 879 unless otherwise indicated (see specific product installation/specifications).

Offset Hanger Clamp Assembly: Cast aluminum. Finish: Powdercoat, color specified.

120902A

Handhold/Leg Lift, TenderTuff-coated Brown

Fasteners: Primary fasteners shall be socketed and pinned tamperproof in design, stainless steel (SST) per ASTM F 879 unless otherwise indicated (see specific product installation/specifications).

Half Clamp: Cast aluminum. Finish: Powdercoat, color specified.

Hand Hold: Weldment comprised of formed 7/8" O.D. x 11 GA (.120") and 1/4" x 1 3/4" steel half clamps. Finish: TenderTuff, brown in color.

111357B

Turning Bar, (1) Aluminum Post

Rail: Weldment comprised of 1.125" O.D. x 11 GA (.120") steel tubing with 203 or 303 stainless steel 5/8" threaded inserts. Finish: TenderTuff, color specified.

Fasteners: Primary fasteners shall be socketed and pinned tamperproof in design, stainless steel (SST) per ASTM F 879 unless otherwise indicated (see specific product installation/specifications).

Post: See PlayBooster (PB) General Specifications.

Offset Hanger Clamp Assembly: Cast aluminum. Finish: Powdercoat, color specified.

111467B

Ring Bridge w/ (2) 2" Crossovers, Max. 32" Decks, Brown Rings Only

Beam: Weldment comprised of 2.375" O.D. RS-40 (.130" - .140") galvanized steel tubing, and 1/4" HRPO flat steel. Housing for double clevis are 1 1/4" O.D. x .312" wall steel tubing. SAE 841 dry bronze bushings are pressed into housing at factory. Finish: Powdercoat, color specified.

"D" Ring: Cast from 333 aluminum alloy with a cast in place 360 brass alloy bushing. Finish: TenderTuff, brown in color.

Chain Assembly: 5/16" Low carbon steel straight link galvanized chain, with bolt link made from grade 316 stainless steel. Finish: TenderTuff-coated, brown in color.

Double Clevis: Stainless Steel

Fasteners: Primary fasteners shall be socketed and pinned tamperproof in design, stainless steel (SST) per ASTM F 879 unless otherwise indicated (see specific product installation/specifications).

Half Clamp: Cast aluminum. Finish: Powdercoat, color specified.

152908C

Deck Links 3-Steps, w/Handrail

Panels: Solid color Permalene, color specified.

Handrail: Weldment comprised of 1.125" O.D. x 11 GA (.120") steel tubing with 203 or 303 stainless steel welded inserts with 3/8" internal threads. Finish: TenderTuff, color specified.

Step Section: Formed from 12 GA (.105") sheet steel conforming to ASTM A569. Standing surface is 24 1/4" wide x 14" deep and is perforated with 5/16" diameter holes. Finish: TenderTuff, brown in color.

Spacer Tube: Made from 6061-T6 aluminum 7/8" O.D. x 1 11/16". Finish: Powdercoat, color specified.

Clamps: Cast aluminum. Finish: Powdercoat, color specified.

Fasteners: Primary fasteners shall be socketed and pinned tamperproof in design, stainless steel (SST) per ASTM F 879 unless otherwise indicated (see specific product installation/specifications).

116208A

End Vertical Ladders Alum., 132" Posts, (for use w/Ring Bridges)

Vertical Ladder: Weldment comprised of formed 1.125" O.D. x 11 GA (.120") black steel tubing with 203 or 303 stainless steel 5/8" threaded inserts and 1.029" O.D. RS-20 (.070" - .080") galvanized steel tubing. Finish: TenderTuff, color specified.

Fasteners: Primary fasteners shall be socketed and pinned tamperproof in design, stainless steel (SST) per ASTM F 879 unless otherwise indicated (see specific product installation/specifications).

Post: See PlayBooster (PB) General Specifications.

Offset Hanger Clamp Assembly: Cast aluminum. Finish: Powdercoat, color specified.

130873A

Ring Pull, Brown Rings Only, Intended For Wheelchair Users -

"D" Ring: Cast from 333 aluminum alloy with a cast in place 360 brass alloy bushing. Finish: TenderTuff, brown in color.

Chain Assembly: 5/16" Low carbon steel straight link galvanized chain, with bolt link made from grade 316 stainless steel. Finish: TenderTuff-coated, brown in color.

Double Clevis: Stainless Steel

Fasteners: Primary fasteners shall be socketed and pinned tamperproof in design, stainless steel (SST) per ASTM F 879 unless otherwise indicated (see specific product installation/specifications).

Ring Pull Beam: Weldment comprised of 1.660" O.D. RS-20 (.085" - .095") galvanized steel tubing and 1/4" x 1 3/4" HRS clamps. Housings for double clevis are 1 1/4" O.D. x .312" wall steel tubing. SAE 841 dry bronze bushings are pressed into housings at factory. Finish: Powdercoat, color specified.

Half Clamp: Cast aluminum. Finish: Powdercoat, color specified.

Warranty: You have our word.

Landscape Structures Inc. warrants that all playstructures and/or equipment sold will conform in kind and in quality to the specifications manual for the products identified in the Acknowledgement of Order and will be free of defects in manufacturing and material. Seller further warrants:

100-Year Limited Warranty for all stainless steel fasteners, aluminum posts, clamps, beams and caps, against structural failure due to corrosion/natural deterioration or manufacturing defects. This warranty does not include any cosmetic issues or wear and tear from normal use.

15-Year Limited Warranty for all plastic and steel components, including TuffTimbers™, against structural failure due to corrosion/natural deterioration

or manufacturing defects. TenderTuffR-coating against structural failure due to natural deterioration or manufacturing defects. (Except Wiggle Ladders, Chain Ladders and Swing Chain). TuffTurfR against material or manufacturing defects when properly installed. CorocordR cable on Spacenet climbers against breakage.

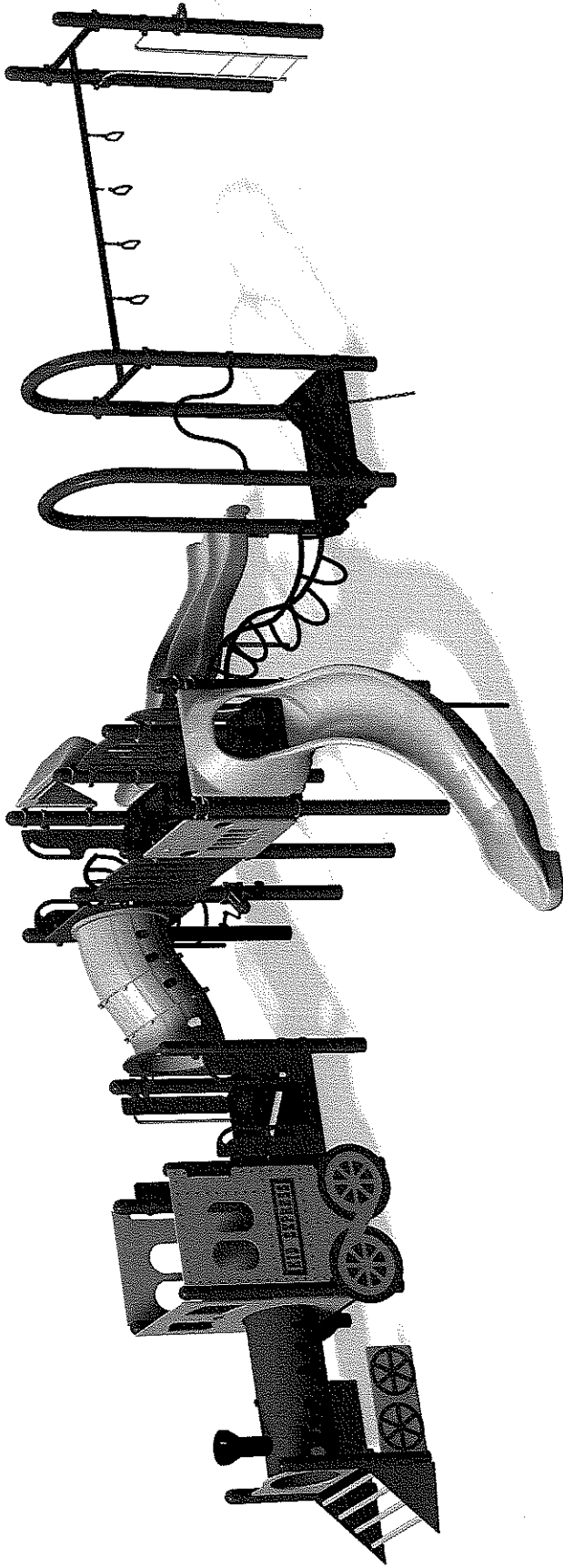
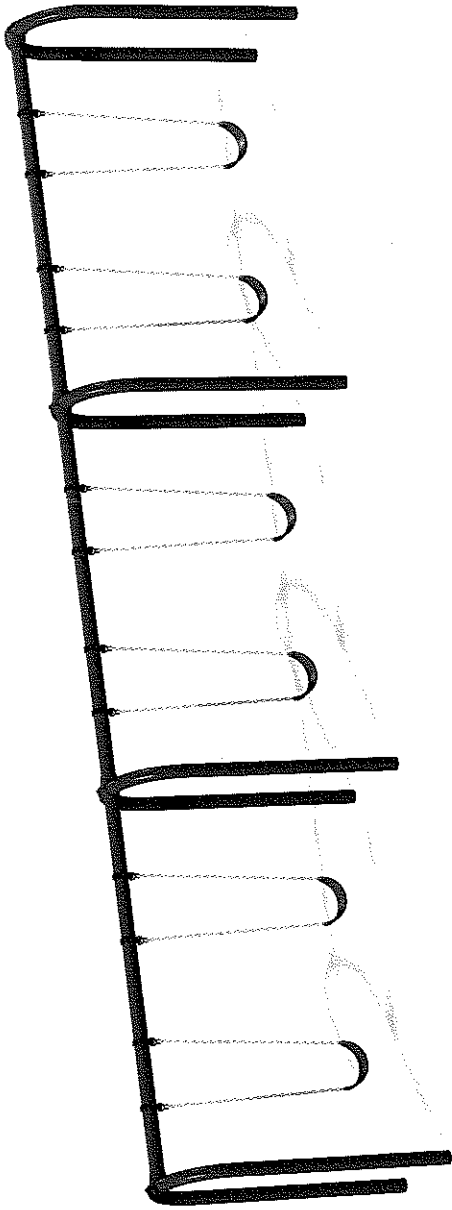
10-Year Limited Warranty for all CoolToppersR structural steel frames and Mobius climbers against structural failure due to natural deterioration or manufacturing defects.






5-Year Limited Warranty for Corocord cables on Spacenet climbers and CoolToppersR fabric against natural deterioration or manufacturing defects. This warranty is limited to the design loads as stated in the specifications found in the technical information. The Natural ElementsTM climbers exterior GFRC material, against structural failure due to natural deterioration or manufacturing defects.

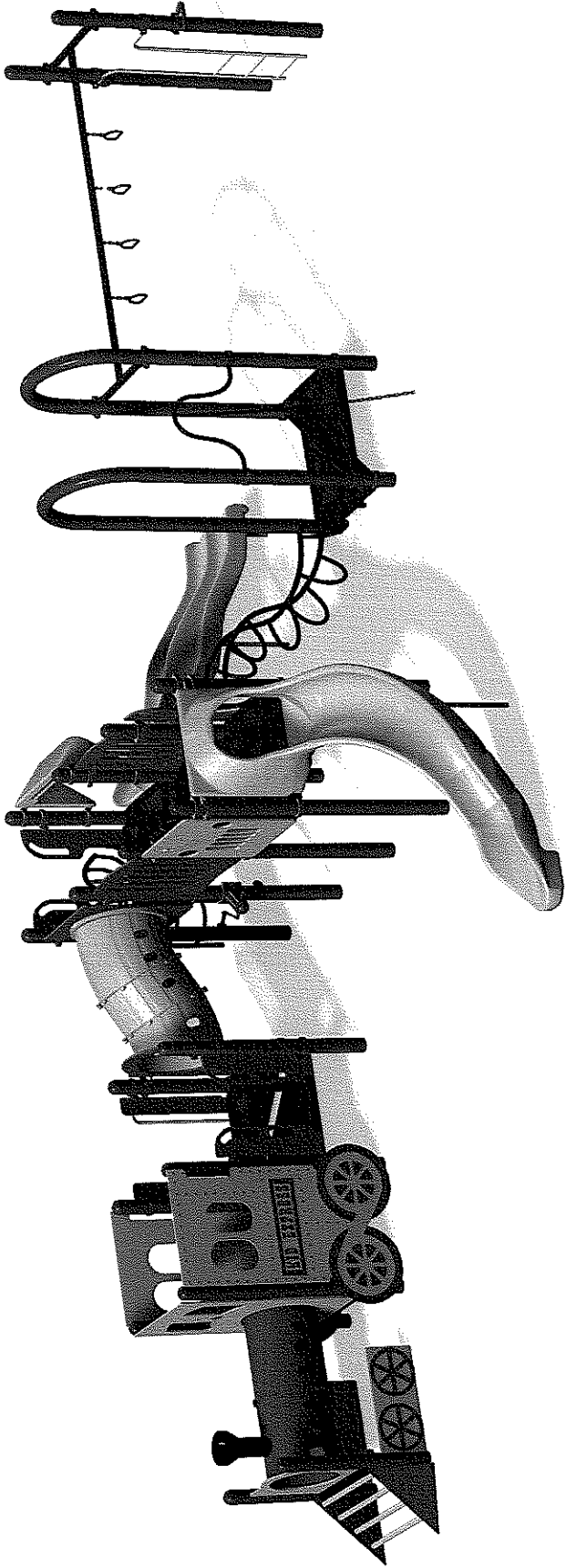
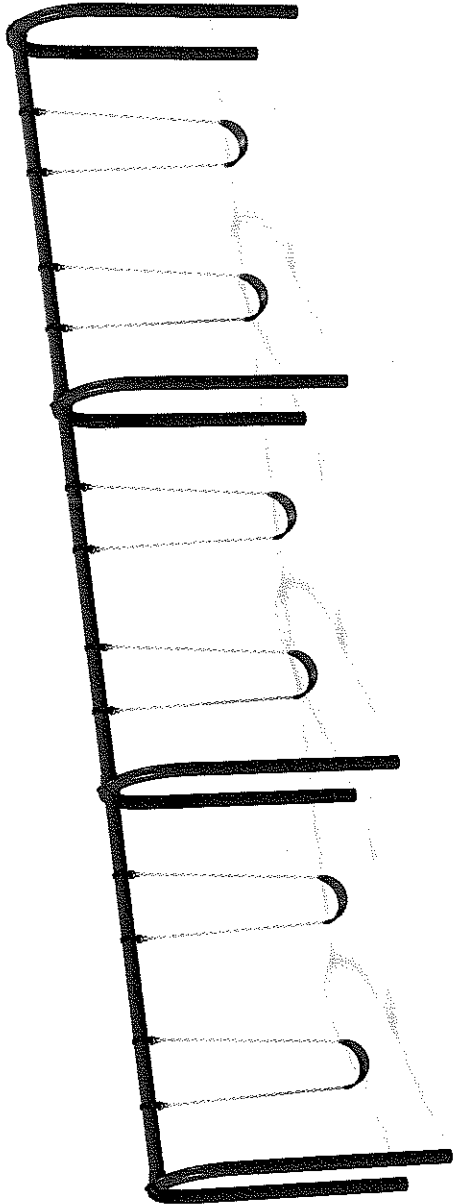
3-Year Limited Warranty for all other parts, ie: CableCoreTM products, Swing seats and hangers, Mobius climber handholds, Wiggle Ladders, Chain Ladders and Swing Chain, Track Ride trolleys and bumpers, all rocking equipment including Sway FunTM, PVC belting material, HealthBeat hydraulic cylinders, Seesaws, Wiggle Ring Bridge, etc. against failure due to corrosion/natural deterioration or manufacturing defects.

This warranty does not include any cosmetic issues or wear and tear from normal use.

The warranty stated above is valid only if the structures and/or equipment are erected in conformance with Landscape Structures' installation instructions and maintained according to the maintenance procedures furnished by Landscape Structures Inc. For a full text of the warranty, contact your local sales representative.



CASS SCENIC RAILROAD STATE PARK		 SERVICE SUPPLY LTD. INC.		 		  landscape structures	
CASS, WV	17135319-1-1	6/9/2009	2				



CASS SCENIC RAILROAD STATE PARK

CASS, WV 17135319-1-1

6/9/2009 2

SERVICE SUPPLY LTD. INC.



landscape structures

landscap
structures

IT IS THE UNDERSIGNED'S OPINION AND BELIEF THAT THE ABOVE DESCRIBED WORK COMPLIES WITH THE SPECIFICATIONS AND CONDITIONS SET FORTH IN THE CONTRACT DOCUMENTS AND SPECIFICATIONS (AS APPLICABLE) DATED JANUARY 1, 1987.

THIS PLAN, SPECIFICATION, AND CONTRACT DOCUMENTS SHALL BE THE BASIS FOR THE CONTRACTOR'S OBLIGATION TO CONSTRUCT AND MAINTAIN THE WORK DESCRIBED HEREIN IN ACCORDANCE WITH THE SPECIFICATIONS AND CONDITIONS SET FORTH IN THE CONTRACT DOCUMENTS AND SPECIFICATIONS (AS APPLICABLE) DATED JANUARY 1, 1987.

THE CONTRACTOR SHALL BE RESPONSIBLE FOR OBTAINING ALL NECESSARY PERMITS AND APPROVALS FROM THE APPROPRIATE AGENCIES AND AGENCIES OF THE STATE OF MARYLAND. THE CONTRACTOR SHALL BE RESPONSIBLE FOR OBTAINING ALL NECESSARY PERMITS AND APPROVALS FROM THE APPROPRIATE AGENCIES AND AGENCIES OF THE STATE OF MARYLAND.

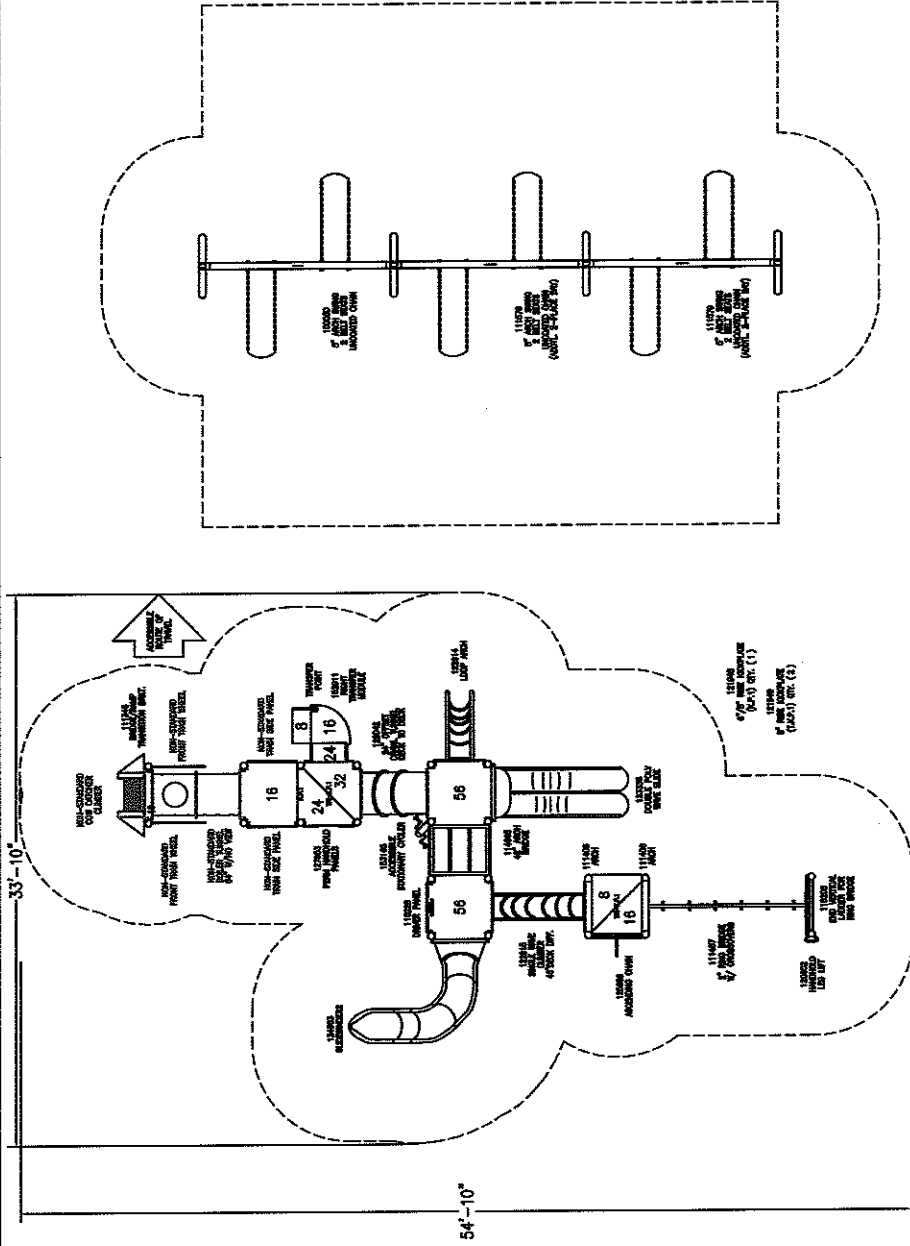
THE CONTRACTOR SHALL BE RESPONSIBLE FOR OBTAINING ALL NECESSARY PERMITS AND APPROVALS FROM THE APPROPRIATE AGENCIES AND AGENCIES OF THE STATE OF MARYLAND. THE CONTRACTOR SHALL BE RESPONSIBLE FOR OBTAINING ALL NECESSARY PERMITS AND APPROVALS FROM THE APPROPRIATE AGENCIES AND AGENCIES OF THE STATE OF MARYLAND.

DESIGNED BY:

GN

LANDSCAPE ARCHITECT
LANDSCAPE STRUCTURES, INC.
447 W. BROAD ST. - 10th FL. - 100
BALTIMORE, MD 21201-1001
PH: 410-528-2200 FAX: 410-528-2201

Date: Previous Drawing #: Title:



TOTAL ELEVATED PLAY COMPONENTS	10	REQUIRED	0
TOTAL ELEVATED COMPONENTS ACCESSIBLE BY RAMP	7	REQUIRED	0
TOTAL ELEVATED COMPONENTS ACCESSIBLE BY TRANSFER	8	REQUIRED	3
TOTAL ACCESSIBLE GROUND LEVEL COMPONENTS SHOWN	3	REQUIRED	3
TOTAL DIFFERENT TYPES OF GROUND LEVEL COMPONENTS	3	REQUIRED	3



SYSTEM TYPE:
PLAYBOOSTER
DRAWING #:
36319-1-1

SERVICE
SUPPLY
PAK WILLIAMSON

CASS SCENIC RAILROAD
STATE PARK
CASS, WV

- Non Standard
- Non Standard
- Non Standard
- Non Standard

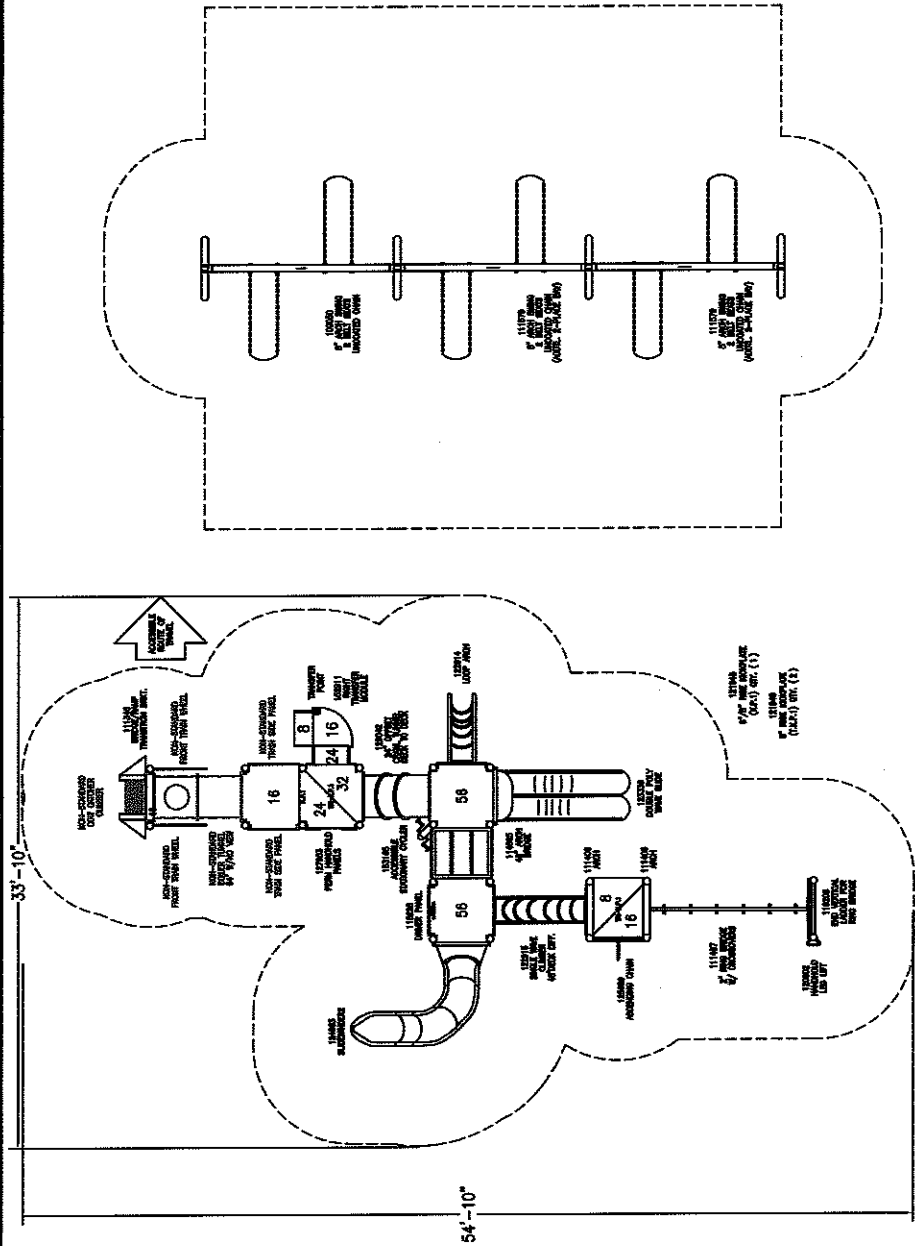
landscape structures

IF IS THE MANUFACTURERS DESIGN AND CONSTRUCTION OF THIS PLAY SET MEETS THE AMERICAN SOCIETY FOR TESTING AND MATERIALS (ASTM) STANDARD F2286-17 (1999)

THIS PLAY SET IS DESIGNED BY LANDSCAPE STRUCTURES INC. IN CONFORMANCE WITH THE AMERICAN SOCIETY FOR TESTING AND MATERIALS (ASTM) STANDARD F2286-17 (1999) WHICH THE DESIGNER HAS REVIEWED AND APPROVED FOR CONSTRUCTION. THE MANUFACTURER'S DESIGN AND CONSTRUCTION OF THIS PLAY SET MEETS THE AMERICAN SOCIETY FOR TESTING AND MATERIALS (ASTM) STANDARD F2286-17 (1999) WHICH THE DESIGNER HAS REVIEWED AND APPROVED FOR CONSTRUCTION. THE MANUFACTURER'S DESIGN AND CONSTRUCTION OF THIS PLAY SET MEETS THE AMERICAN SOCIETY FOR TESTING AND MATERIALS (ASTM) STANDARD F2286-17 (1999) WHICH THE DESIGNER HAS REVIEWED AND APPROVED FOR CONSTRUCTION.

DESIGNED BY:
G.W.
LANDSCAPE STRUCTURES, INC.
1000 W. 100th Street - P.O. Box 100
St. Louis, MO 63143-1000
PH: 314-992-1000 FAX: 314-992-1001

Date	Previous Drawing #	Version



TOTAL ELEVATED PLAY COMPONENTS	10	0	REQUIRED
TOTAL ELEVATED COMPONENTS ACCESSIBLE BY RAMP	0	0	REQUIRED
TOTAL ELEVATED COMPONENTS ACCESSIBLE BY TRANSFER	7	7	REQUIRED
TOTAL ACCESSIBLE GROUND LEVEL COMPONENTS SHOWN	8	8	REQUIRED
TOTAL DIFFERENT TYPES OF GROUND LEVEL COMPONENTS	3	3	REQUIRED



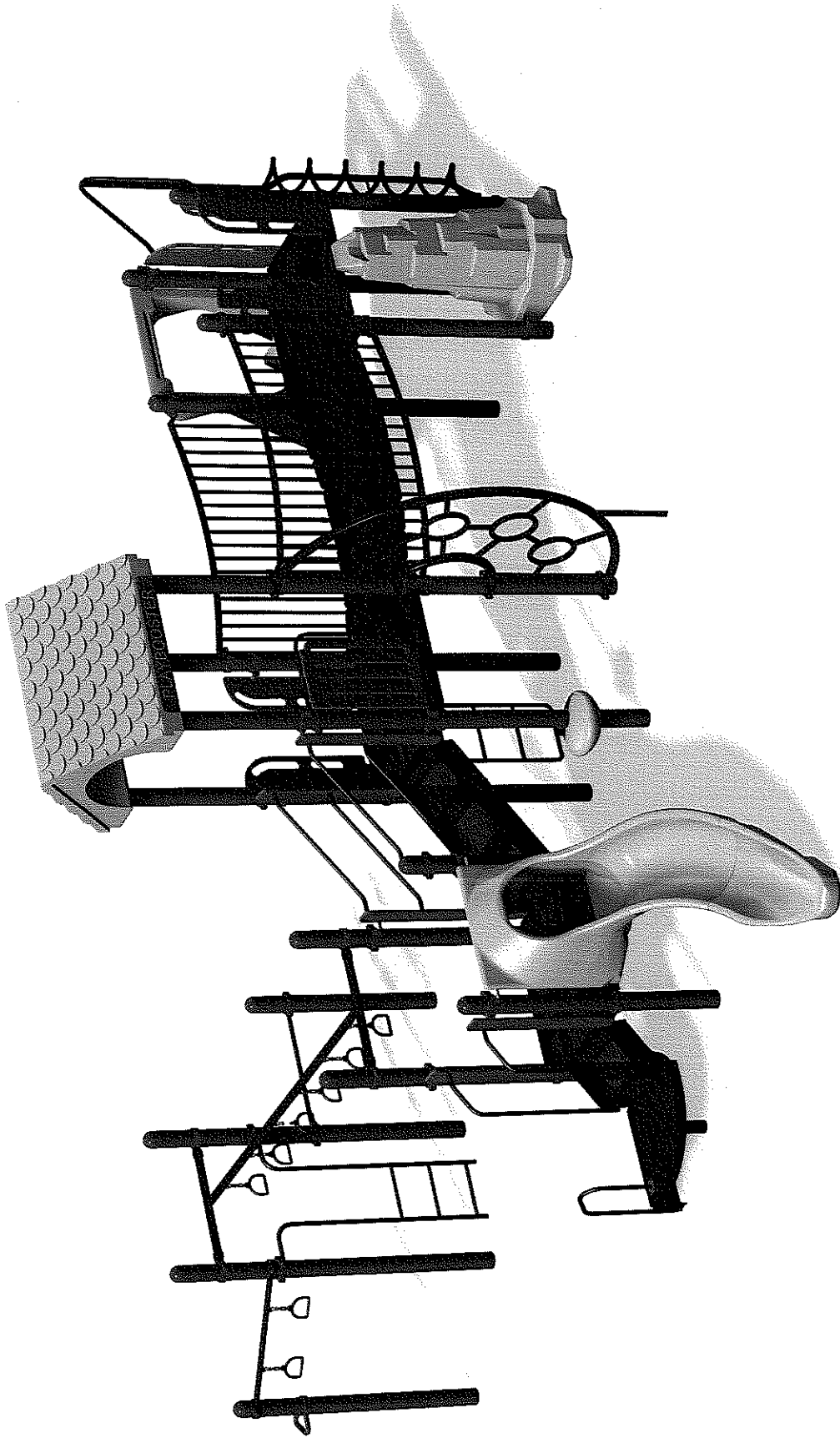
SYSTEM TYPE
PLAYBOOSTER

SERVICE SUPPLY
PAM WILLIAMSON

CASS SCENIC RAILROAD
STATE PARK
CASS, WV

DRAWING #
36319-1-1

- Non Standard
- Non Standard
- Non Standard
- Non Standard



SLS
landscape
structures®




S
SERVICE SUPPLY LTD. INC.

CASS SCENIC RAILROAD STATE PARK

CASS, WV 17435319-2-1

6/9/2009



CASS SCENIC RAILROAD STATE PARK

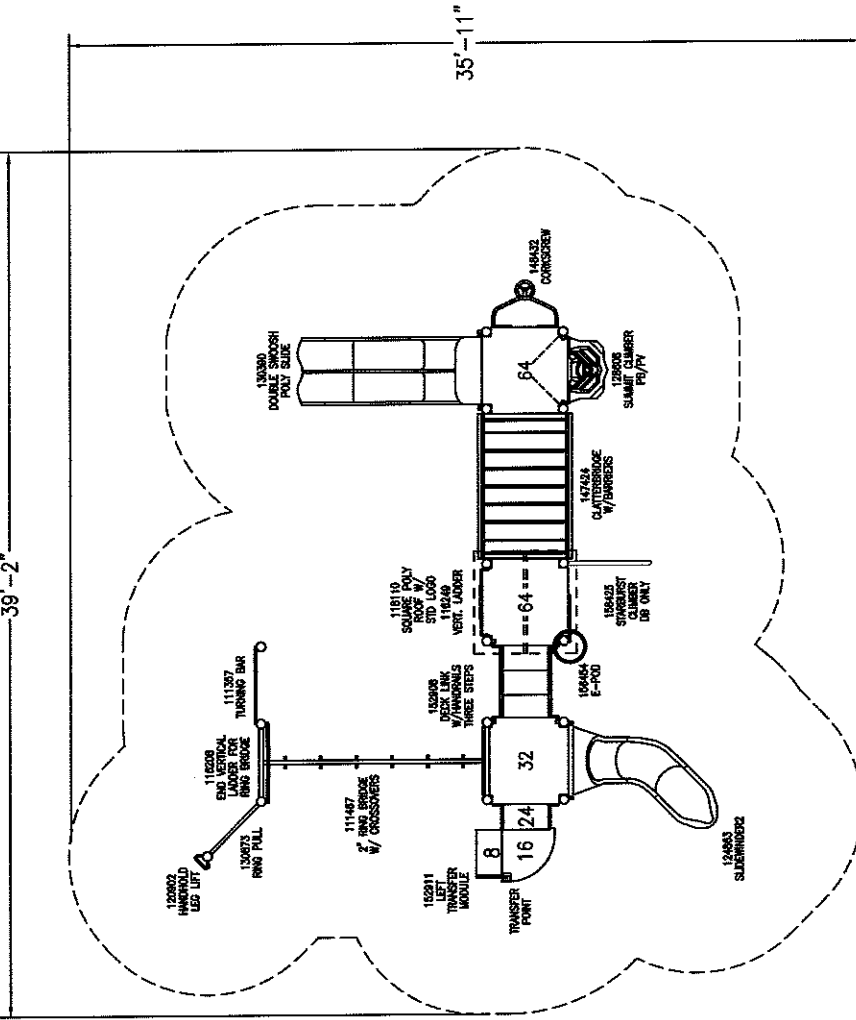
CASS, WV 17435319-2-1

6/9/2009

SERVICE SUPPLY LTD. INC. 



Star
landscape
structures®



The play components identified on this drawing are designed to meet or exceed the requirements of ASTM F1487.

THIS PLAY AREA & EQUIPMENT IS DESIGNED FOR USE BY CHILDREN UNDER CLOSE SUPERVISION BY AN ADULT. THE USER ASSUMES ALL LIABILITY FOR THE USE AND CONFORMANCE WITH THE REQUIREMENTS OF ASTM F1487.

THIS CONCEPTUAL PLAN WAS BASED ON INFORMATION AVAILABLE TO US FROM THE CLIENT. WE HAVE CONDUCTED VISUAL GENERAL VERIFICATION OF THE EXISTING UTILITIES, SEE CONSTRUCTION AND ELECTRICAL DRAWINGS FOR VERIFICATION. PLEASE ADVISE US IMMEDIATELY OF ANY CHANGES TO UTILITIES, ELEVATION, AND SITE CONDITIONS THAT MAY AFFECT THE DESIGN.

PLEASE A PROFESSIONAL ENGINEER, ARCHITECT, OR LANDSCAPE ARCHITECT TO VERIFY THE ACCURACY OF THE INFORMATION PROVIDED AND TO OBTAIN NECESSARY PERMITS AND APPROVALS FROM THE LOCAL HEALTH DEPARTMENT AND OTHER AGENCIES.

DESIGNED BY:
GOW
CORPORATE 8-8-20
LANDSCAPE STRUCTURES, INC.
401 WEST MAIN STREET, SUITE 100
PH 1-800-388-5257 FAX 1-800-858-8888

TOTAL ELEVATED PLAY COMPONENTS	7	0	REQUIRED BY RAMP	7
TOTAL ELEVATED COMPONENTS ACCESSIBLE BY TRANSFER	7	4	REQUIRED BY TRANSFER	4
TOTAL ACCESSIBLE GROUND LEVEL COMPONENTS SHOWN	4	4	REQUIRED	2
TOTAL DIFFERENT TYPES OF GROUND LEVEL COMPONENTS	4	4	REQUIRED	4



SYSTEM TYPE:
PLAYBOOSTER

DRAWING #:
35310-2-1

SERVICE SUPPLY:
PAM WILLIAMSON

CASS SCENIC RAILROAD
STATE PARK
CASS, WV





The play components identified on this drawing are certified to meet the requirements of ASTM F1487.

THIS PLAY AREA & EQUIPMENT IS DESIGNED TO BE USED BY CHILDREN UNLESS OTHERWISE NOTED ON PLAN.

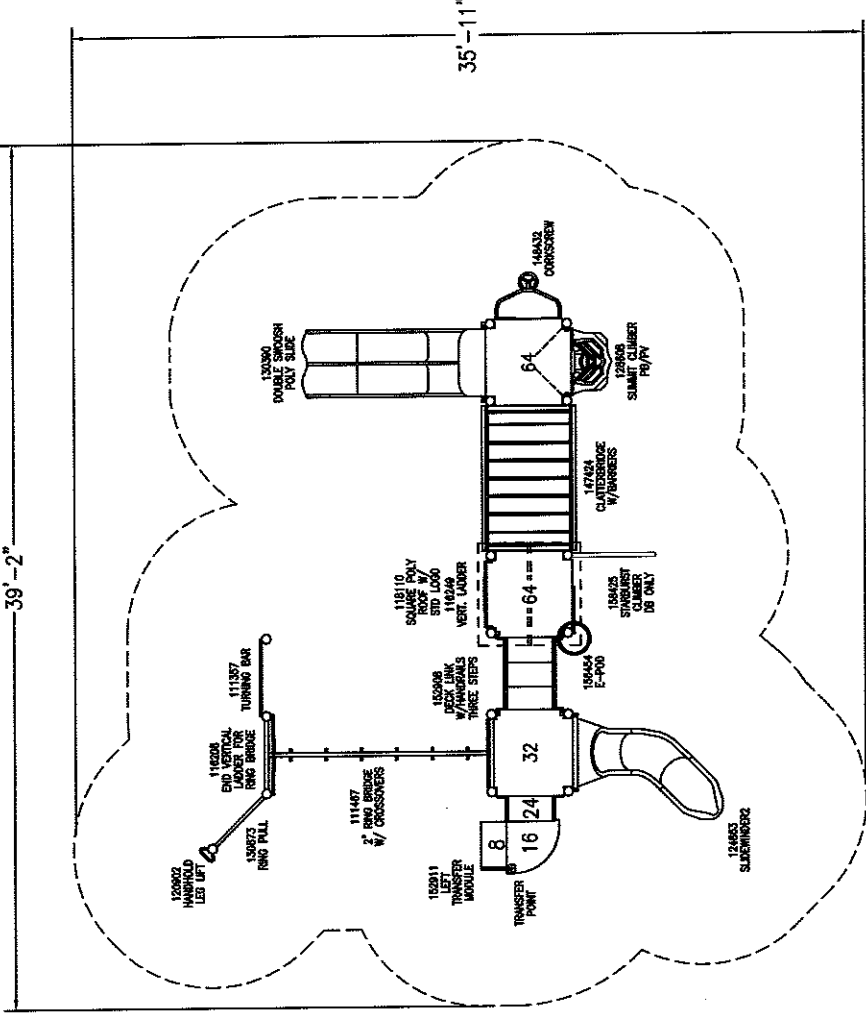
IT IS THE MANUFACTURER'S OPINION THAT THE PLAY AREA DOES CONFORM TO THE ADA, ACCESSIBILITY GUIDELINES (AGAG), AND THE ADA, ACCESSIBILITY MINIMUM CRITERIA (AMC) AS APPLICABLE TO THE EQUIPMENT AND SURFACES IT PROVIDES AS INDICATED, OR WITHIN THE ENTIRE USE ZONE.

THIS CONCEPTUAL PLAN WAS BASED ON INFORMATION AVAILABLE TO US FROM THE PROJECT ARCHITECT AND THE CLIENT. WE WILL VISIT THE LOCATION TO VERIFY THE EXISTING CONDITIONS AND TO VERIFY THE ACCURACY OF ALL EXISTING UTILITIES, ELEVATIONS, AND SITE CONDITIONS. WE WILL VISIT THE SITE FOR THE PLAY PROVISIONS ON CHOSE A PRIVATELY AVAILABLE, UNLESS OTHERWISE NOTED ON PLAN.

AT LEAST THE PORTION OF THE PROJECT ADDRESSABLE TO THE PUBLIC SHALL BE IN ACCORDANCE WITH THE ADA, ACCESSIBILITY GUIDELINES, SECTION 101.07 (2010).

DESIGNED BY:
GNY
CORPORATION, 8-4-18
10000 W. 10TH AVENUE, SUITE 100
DENVER, COLORADO 80202
PH: 303-750-2000 FAX: 303-750-4991

Date	Previous Drawing #	Revision



TOTAL ELEVATED PLAY COMPONENTS	7	0
TOTAL ELEVATED COMPONENTS ACCESSIBLE BY RAMP	0	0
TOTAL ELEVATED COMPONENTS ACCESSIBLE BY TRANSFER	7	0
TOTAL ACCESSIBLE GROUND LEVEL COMPONENTS SHOWN	4	4
TOTAL DIFFERENT TYPES OF GROUND LEVEL COMPONENTS	4	4



SYSTEM TYPE:
PLAYBOOSTER

SERVICE SUPPLY:
PAM WILLIAMSON

CASS SCENIC RAILROAD
STATE PARK
CASS, WY

DRAWING #:
35519-2-1

