



ROLLINS OUTDOOR POWER EQUIPMENT

5522 ELK RIVER ROAD NORTH
ELKVIEW WEST VIRGINIA 25071

www.ropeincorporated.com

Email: info@ropeincorporated.com

Telephone (304) 548-7183

Fax (304) 548-7186

Post Office Box 99

Falling Rock, West Virginia 25079

State of West Virginia - Dept. of Administration
Attn: Ms. Jo Ann Adkins - Purchasing Division
2019 Washington St. East, Charleston, WV 25305

July 22, 2008
RE: LAWN09

Ms. Adkins,

Please use this letter as our acknowledgement of all three addendums to the LAWN09 RFQ which is to be opened on July 23, 2008. Since we turned in a bid on July 17, 2008, we would like to use this letter as clarification on the three issues addressed in the addendums sent out by the purchasing division.

The first issue deals Addendum No. 1, as to discount on parts. We offer a ten (10%) percent discount off the current list prices at the time of order on all of the manufacturers' we are representing in this contract. We will not accept a "parts only" contract. These discounts will only apply on manufacturers on which we are awarded contracts for units.


The second issue deals with Addendum No. 2 regarding that: "Unit pricing is to remain firm for one year." Many of our suppliers would not commit to this, so we were forced to include what we may anticipate in the way of a price increase for next year. Only one supplier, Dolmar offered to maintain their pricing for a one year period, only because they just had a price increase about July 1, 2008. However, the pricing offered in our bid submitted on July 17, 2008 will remain firm for a one year period as required by this addendum.

The third issue deals with Addendum 3, as shown on item 4 on our bid. This is for the gear driven mower equal to a John Deere 7G18. Since none of our suppliers offer a gear drive model with a 48" floating deck, we would like to offer the Husqvarna WH4817EFQ with the hydrostatic drive and 48" floating deck on our bid as is indicated, priced and submitted.

If you have any questions, or need additional information please contact Joe Hoover, our outside sales coordinator or myself.

Sincerely,

Wallace G. Rollins
General Manager





State of West Virginia
 Department of Administration
 Purchasing Division
 2019 Washington Street East
 Post Office Box 50130
 Charleston, WV 25305-0130

Request for Quotation

RFQ NUMBER
 LAWN09

PAGE
 1

ADDRESS CORRESPONDENCE TO ATTENTION OF
 JO ANN ADKINS
 304-558-8802

RFQ COPY
 TYPE NAME/ADDRESS HERE

PROPERTY

ROPE INC.
 5522 ELK RIVER ROAD
 ELKVIEW, WV 25071

SHIP TO

ALL STATE AGENCIES
 AND POLITICAL SUBDIVISIONS
 VARIOUS LOCALES AS INDICATED
 BY ORDER

DATE PRINTED 06/27/2008	TERMS OF SALE	SHIP VIA	F.O.B.	FREIGHT TERMS
BID OPENING DATE: 07/10/2008		BID OPENING TIME 01:30PM		

LINE	QUANTITY	UOP	CAT NO	ITEM NUMBER	UNIT PRICE	AMOUNT
*****ADDENDUM NO. 1*****						
1. LAWN09 PRICING PAGES, REVISED 06/27/08 CLARIFYING DISCOUNT FROM LIST IS FOR PARTS ONLY.						
2. VENDOR'S SHALL FURNISH MANUFACTURER'S CERTIFICATION OR AUTHORIZATION THAT INDICATES THE VENDOR IS ABLE TO SUPPLY NEW EQUIPMENT AND PARTS AS BID.						
3. ADDENDUM ACKNOWLEDGEMENT IS ATTACHED. THIS DOCUMENT SHOULD BE SIGNED AND RETURNED WITH YOUR BID. FAILURE TO SIGN AND RETURN MAY RESULT IN DISQUALIFICATION OF YOUR BID.						
*****END OF ADDENDUM NO. 1*****						

SEE REVERSE SIDE FOR TERMS AND CONDITIONS

SIGNATURE 	TELEPHONE 304-548-7183	DATE 7/23/08
TITLE Gen. Mgr.	FEIN 55-0704007	ADDRESS CHANGES TO BE NOTED ABOVE

WHEN RESPONDING TO RFQ, INSERT NAME AND ADDRESS IN SPACE ABOVE LABELED 'VENDOR'



State of West Virginia
 Department of Administration
 Purchasing Division
 2019 Washington Street East
 Post Office Box 50130
 Charleston, WV 25305-0130

Request for Quotation

RFQ NUMBER
 LAWN09

PAGE
 1

ADDRESS CORRESPONDENCE TO ATTENTION OF
 JO ANN ADKINS
 304-558-8802

RFQ COPY
 TYPE NAME/ADDRESS HERE

VENDOR

ROPE INC.
 5522 ELK RIVER ROAD
 ELKVIEW, WV 25071

SHIP TO

ALL STATE AGENCIES
 AND POLITICAL SUBDIVISIONS
 VARIOUS LOCALES AS INDICATED
 BY ORDER

DATE PRINTED 07/10/2008	TERMS OF SALE	SHIP VIA	F.O.B.	FREIGHT TERMS
BID OPENING DATE: 07/17/2008		BID OPENING TIME 01:30PM		

LINE	QUANTITY	UOP	CAT NO	ITEM NUMBER	UNIT PRICE	AMOUNT
*****ADDENDUM NO. 2*****						
1. BID OPENING DATE HAS BEEN MOVED TO 07/17/2008.						
2. UNIT PRICING IS TO REMAIN FIRM FOR A PERIOD OF ONE YEAR.						
*****END OF ADDENDUM NO. 2*****						
0001	1	EA		515-45		
GASOLINE POWERED LAWN MAINTENANCE EQUIPMENT						

SEE REVERSE SIDE FOR TERMS AND CONDITIONS.

SIGNATURE TELEPHONE 304-548-7183 DATE 7/23/08

TITLE GEN. M&R FEIN 55-0704007 ADDRESS CHANGES TO BE NOTED ABOVE

WHEN RESPONDING TO RFQ, INSERT NAME AND ADDRESS IN SPACE ABOVE LABELED 'VENDOR'



State of West Virginia
 Department of Administration
 Purchasing Division
 2019 Washington Street East
 Post Office Box 50130
 Charleston, WV 25305-0130

Request for Quotation

RFQ NUMBER
 LAWN09

PAGE
 1

ADDRESS CORRESPONDENCE TO ATTENTION OF
 JO ANN ADKINS
 304-558-8802

RFQ COPY
 TYPE NAME/ADDRESS HERE

VENDOR

ROPE INC.
 5522 ELK RIVER ROAD
 ELKVIEW, WV 25071

SHIP TO

ALL STATE AGENCIES
 AND POLITICAL SUBDIVISIONS
 VARIOUS LOCALES AS INDICATED
 BY ORDER

DATE PRINTED 07/16/2008	TERMS OF SALE	SHIP VIA	FOB	FREIGHT TERMS
BID OPENING DATE: 07/23/2008		BID OPENING TIME 01:30PM		

LINE	QUANTITY	UOP	CAT NO	ITEM NUMBER	UNIT PRICE	AMOUNT
*****ADDENDUM NO. 3*****						
1. BID OPENING DATE HAS BEEN MOVED TO 07/23/2008.						
2. LAWN09 PRICING PAGES, REVISED 07/16/08. ITEM 4 (LAWN MOWER, 18 HP, SIDE DISCHARGE, GEAR DRIVE, 48" CUT WIDTH (WALK BEHIND) REVISED MODEL# 7G18. ALL MODEL/BRAND/SPECIFICATIONS NAMED HEREIN ESTABLISH THE ACCEPTABLE LEVEL OF QUALITY ONLY AND ARE NOT INTENDED TO REFLECT PREFERENCE OR FAVOR ANY PARTICULAR BRAND OR VENDOR.						
3. TO CLARIFY NUMBER 15 OF SPECIFICATIONS. EVALUATION PROCEDURE: ALL BIDS WILL BE EVALUATED BASED ON THE LOWEST PRICE PER EACH LINE ITEM (PER REGION) OF EQUIPMENT WHICH MEETS THE SPECIFICATIONS AND IS CAPABLE OF BEING SERVICED AND/OR REPAIRED AT A MINIMUM OF FOUR SERVICE LOCATIONS WITHIN THE STATE OF WEST VIRGINIA.						
THE STATE OF WEST VIRGINIA RESERVES THE RIGHT TO SPLIT AWARD BASED ON LOWEST PRICING.						
4. END OF QUESTION AND ANSWER PERIOD.						

SEE REVERSE SIDE FOR TERMS AND CONDITIONS

SIGNATURE 	TELEPHONE 304-548-7183	DATE 7/23/08
TITLE GEN. MGR.	FEIN 55-07040007	ADDRESS CHANGES TO BE NOTED ABOVE

WHEN RESPONDING TO RFQ, INSERT NAME AND ADDRESS IN SPACE ABOVE LABELED 'VENDOR'



State of West Virginia
 Department of Administration
 Purchasing Division
 2019 Washington Street East
 Post Office Box 50130
 Charleston, WV 25305-0130

Request for Quotation

RFO NUMBER
LAWN09

PAGE
1

ADDRESS CORRESPONDENCE TO ATTENTION OF
JO ANN ADKINS 304-558-8802

VENDOR

*130144526 304-548-7183
 ROPE INCORPORATED
 PO BOX 99
 5522 ELK RIVER RD N
 FALLING ROCK WV 25079

SHIP TO

ALL STATE AGENCIES
 AND POLITICAL SUBDIVISIONS
 VARIOUS LOCALES AS INDICATED
 BY ORDER

DATE PRINTED	TERMS OF SALE	SHIP VIA	F.O.B.	FREIGHT TERMS
06/12/2008				

BID OPENING DATE: 07/10/2008 BID OPENING TIME 01:30PM

LINE	QUANTITY	UOP	CAT NO	ITEM NUMBER	UNIT PRICE	AMOUNT
REQUEST FOR QUOTATION						
FOR BLANKET OPEN-END STATEWIDE CONTRACT TO SUPPLY LAWN MAINTENANCE EQUIPMENT TO WEST VIRGINIA STATE AGENCIES AND POLITICAL SUBDIVISIONS.						
VENDORS SHALL USE THE ATTACHED "PRICING PAGE" LAWN09 TO ENTER THEIR QUOTATION FOR EACH ITEM. AN ELECTRONIC VERSION OF LAWN09 PRICING PAGE CAN BE OBTAINED BY REQUEST TO JO.A.ADKINS@WV.GOV						
ALL PRICES SHALL BE F.O.B. DESTINATION - SHIPPING PREPAID AND INCLUDED IN THE VENDOR PRICE SHOWN. PLEASE COMPLETE ALL INFORMATION REQUESTED ON THE LAWN09 PRICING PAGES.						
***** INQUIRIES WRITTEN QUESTIONS SHALL BE ACCEPTED THROUGH CLOSE OF BUSINESS ON WEDNESDAY, JUNE 25, 2008. QUESTIONS MAY BE SENT VIA USPS, FAX, COURIER OR EMAIL. IN ORDER TO ASSURE NO VENDOR RECEIVES AN UNFAIR ADVANTAGE, NO SUBSTANTIVE QUESTIONS WILL BE ANSWERED ORALLY. IF POSSIBLE, E-MAIL QUESTIONS ARE PREFERRED. ADDRESS INQUIRIES TO: JO ANN ADKINS DEPARTMENT OF ADMINISTRATION PURCHASING DIVISION 2019 WASHINGTON STREET, EAST CHARLESTON, WV 25305 FAX: 304-558-4115 E-MAIL: JO.A.ADKINS@WV.GOV *****						

SEE REVERSE SIDE FOR TERMS AND CONDITIONS

SIGNATURE	TELEPHONE 304-548-7183	DATE 7-10-08
TITLE General Mgr.	FEIN 55-0709007	ADDRESS CHANGES TO BE NOTED ABOVE

WHEN RESPONDING TO RFQ, INSERT NAME AND ADDRESS IN SPACE ABOVE LABELED 'VENDOR'



State of West Virginia
 Department of Administration
 Purchasing Division
 2019 Washington Street East
 Post Office Box 50130
 Charleston, WV 25305-0130

Request for Quotation

RFQ NUMBER
LAWN09

PAGE
2

ADDRESS CORRESPONDENCE TO ATTENTION OF
**JO ANN ADKINS
 304-558-8802**

RFQ NO

*130144526 304-548-7183
ROPE INCORPORATED
PO BOX 99
5522 ELK RIVER RD N
FALLING ROCK WV 25079

SHIP TO

**ALL STATE AGENCIES
 AND POLITICAL SUBDIVISIONS
 VARIOUS LOCALES AS INDICATED
 BY ORDER**

DATE PRINTED 06/12/2008	TERMS OF SALE	SHIP VIA	F.O.B.	FREIGHT TERMS
-----------------------------------	---------------	----------	--------	---------------

BID OPENING DATE: **07/10/2008** BID OPENING TIME **01:30PM**

LINE	QUANTITY	UOP	CAT NO	ITEM NUMBER	UNIT PRICE	AMOUNT
0001	1	EA		515-45		
<p>THIS REQUEST FOR QUOTATION IS PER ALL THE STANDARD TERMS AND CONDITIONS, AND GENERAL SPECIFICATIONS DATED 06/12/2008.</p> <p>PRICING SHALL BE ENTERED ON THE ATTACHED PRICING PAGES, ALL REQUESTED INFORMATION SHOULD BE SUPPLIED.</p> <p>GASOLINE POWERED LAWN MAINTENANCE EQUIPMENT</p> <p>THE MODEL/BRAND/SPECIFICATIONS NAMED HEREIN ESTABLISH THE ACCEPTABLE LEVEL OF QUALITY ONLY AND ARE NOT INTENDED TO REFLECT A PREFERENCE OR FAVOR ANY PARTICULAR BRAND OR VENDOR. VENDORS WHO ARE BIDDING ALTERNATES SHOULD SO STATE AND INCLUDE PERTINENT LITERATURE AND SPECIFICATIONS. FAILURE TO PROVIDE INFORMATION FOR ANY ALTERNATES MAY BE GROUNDS FOR REJECTION OF THE BID. THE STATE RESERVES THE RIGHT TO WAIVE MINOR IRREGULARITIES IN BIDS OR SPECIFICATION IN ACCORDANCE WITH SECTION 148-1-4(F) OF THE WEST VIRGINIA LEGISLATIVE RULES AND REGULATIONS.</p> <p>EXHIBIT 3</p> <p>LIFE OF CONTRACT: THIS CONTRACT BECOMES EFFECTIVE ON AND EXTENDS FOR A PERIOD OF ONE (1</p>						

SEE REVERSE SIDE FOR TERMS AND CONDITIONS

SIGNATURE: *[Signature]* TELEPHONE: **304-548-7183** DATE: **7-10-08**

TITLE: **General Mgr.** FEIN: **55-0704007** ADDRESS CHANGES TO BE NOTED ABOVE

WHEN RESPONDING TO RFQ, INSERT NAME AND ADDRESS IN SPACE ABOVE LABELED 'VENDOR'



State of West Virginia
 Department of Administration
 Purchasing Division
 2019 Washington Street East
 Post Office Box 50130
 Charleston, WV 25305-0130

Request for Quotation

RFQ NUMBER
LAWN09

PAGE
3

ADDRESS CORRESPONDENCE TO ATTENTION OF
JO ANN ADKINS 304-558-8802

ROPE

*130144526 304-548-7183
 ROPE INCORPORATED
 PO BOX 99
 5522 ELK RIVER RD N
 FALLING ROCK WV 25079

SHIP TO

ALL STATE AGENCIES
 AND POLITICAL SUBDIVISIONS
 VARIOUS LOCALES AS INDICATED
 BY ORDER

DATE PRINTED	TERMS OF SALE	SHIP VIA	F.O.B.	FREIGHT TERMS
06/12/2008				

BID OPENING DATE: 07/10/2008 BID OPENING TIME 01:30PM

LINE	QUANTITY	UOP	CAT NO	ITEM NUMBER	UNIT PRICE	AMOUNT
<p>YEAR OR UNTIL SUCH "REASONABLE TIME" THEREAFTER AS IS NECESSARY TO OBTAIN A NEW CONTRACT OR RENEW THE ORIGINAL CONTRACT. THE "REASONABLE TIME" PERIOD SHALL NOT EXCEED TWELVE (12) MONTHS. DURING THIS "REASONABLE TIME" THE VENDOR MAY TERMINATE THIS CONTRACT FOR ANY REASON UPON GIVING THE DIRECTOR OF PURCHASING 30 DAYS WRITTEN NOTICE.</p> <p>UNLESS SPECIFIC PROVISIONS ARE STIPULATED ELSEWHERE IN THIS CONTRACT DOCUMENT, THE TERMS, CONDITIONS AND PRICING SET HEREIN ARE FIRM FOR THE LIFE OF THE CONTRACT.</p> <p>RENEWAL: THIS CONTRACT MAY BE RENEWED UPON THE MUTUAL WRITTEN CONSENT OF THE SPENDING UNIT AND VENDOR, SUBMITTED TO THE DIRECTOR OF PURCHASING THIRTY (30) DAYS PRIOR TO THE EXPIRATION DATE. SUCH RENEWAL SHALL BE IN ACCORDANCE WITH THE TERMS AND CONDITIONS OF THE ORIGINAL CONTRACT AND SHALL BE LIMITED TO TWO (2) ONE (1) YEAR PERIODS.</p> <p>CANCELLATION: THE DIRECTOR OF PURCHASING RESERVES THE RIGHT TO CANCEL THIS CONTRACT IMMEDIATELY UPON WRITTEN NOTICE TO THE VENDOR IF THE COMMODITIES AND/OR SERVICE SUPPLIED ARE OF AN INFERIOR QUALITY OR DO NOT CONFORM TO THE SPECIFICATIONS OF THE BID AND CONTRACT HEREIN.</p> <p>OPEN MARKET CLAUSE: THE DIRECTOR OF PURCHASING MAY AUTHORIZE A SPENDING UNIT TO PURCHASE ON THE OPEN MARKET, WITHOUT THE FILING OF A REQUISITION OR COST ESTIMATE, ITEMS SPECIFIED ON THIS CONTRACT FOR IMMEDIATE DELIVERY IN EMERGENCIES DUE TO UNFORESEEN CAUSES (INCLUDING BUT NOT LIMITED TO DELAYS IN TRANSPORTATION OR AN UNANTICIPATED INCREASE IN THE VOLUME OF WORK.)</p>						

SEE REVERSE SIDE FOR TERMS AND CONDITIONS			
SIGNATURE	TELEPHONE	DATE	
	304-548-7183	7-10-08	
TITLE	FEIN	ADDRESS CHANGES TO BE NOTED ABOVE	
General Mgr.	55-0704007		

WHEN RESPONDING TO RFQ, INSERT NAME AND ADDRESS IN SPACE ABOVE LABELED 'VENDOR'



State of West Virginia
 Department of Administration
 Purchasing Division
 2019 Washington Street East
 Post Office Box 50130
 Charleston, WV 25305-0130

Request for Quotation

RFO NUMBER
LAWN09

PAGE
4

ADDRESS CORRESPONDENCE TO ATTENTION OF
**JO ANN ADKINS
 304-558-8802**

ROPE

*130144526 304-548-7183
**ROPE INCORPORATED
 PO BOX 99
 5522 ELK RIVER RD N
 FALLING ROCK WV 25079**

SHIP TO

**ALL STATE AGENCIES
 AND POLITICAL SUBDIVISIONS
 VARIOUS LOCALES AS INDICATED
 BY ORDER**

DATE PRINTED 06/12/2008	TERMS OF SALE	SHIP VIA	F.O.B.	FREIGHT TERMS
-----------------------------------	---------------	----------	--------	---------------

BID OPENING DATE: **07/10/2008** BID OPENING TIME **01:30PM**

LINE	QUANTITY	UOP	CAT NO	ITEM NUMBER	UNIT PRICE	AMOUNT
<p>QUANTITIES: QUANTITIES LISTED IN THE REQUISITION ARE APPROXIMATIONS ONLY, BASED ON ESTIMATES SUPPLIED BY THE STATE SPENDING UNIT. IT IS UNDERSTOOD AND AGREED THAT THE CONTRACT SHALL COVER THE QUANTITIES ACTUALLY ORDERED FOR DELIVERY DURING THE TERM OF THE CONTRACT, WHETHER MORE OR LESS THAN THE QUANTITIES SHOWN.</p> <p>ORDERING PROCEDURE: SPENDING UNIT(S) SHALL ISSUE A WRITTEN STATE CONTRACT ORDER (FORM NUMBER WV-39) TO THE VENDOR FOR COMMODITIES COVERED BY THIS CONTRACT. THE ORIGINAL COPY OF THE WV-39 SHALL BE MAILED TO THE VENDOR AS AUTHORIZATION FOR SHIPMENT, A SECOND COPY MAILED TO THE PURCHASING DIVISION, AND A THIRD COPY RETAINED BY THE SPENDING UNIT.</p> <p>BANKRUPTCY: IN THE EVENT THE VENDOR/CONTRACTOR FILES FOR BANKRUPTCY PROTECTION, THIS CONTRACT IS AUTOMATICALLY NULL AND VOID, AND IS TERMINATED WITHOUT FURTHER ORDER.</p> <p>THE TERMS AND CONDITIONS CONTAINED IN THIS CONTRACT SHALL SUPERSEDE ANY AND ALL SUBSEQUENT TERMS AND CONDITIONS WHICH MAY APPEAR ON ANY ATTACHED PRINTED DOCUMENTS SUCH AS PRICE LISTS, ORDER FORMS, SALES AGREEMENTS OR MAINTENANCE AGREEMENTS, INCLUDING ANY ELECTRONIC MEDIUM SUCH AS CD-ROM.</p> <p>REV. 04/11/2001</p> <p>PURCHASING CARD ACCEPTANCE: THE STATE OF WEST VIRGINIA CURRENTLY UTILIZES A VISA PURCHASING CARD PROGRAM WHICH IS ISSUED THROUGH A BANK. THE SUCCESSFUL VENDOR MUST ACCEPT THE STATE OF WEST VIRGINIA VISA PURCHASING CARD FOR PAYMENT OF ALL ORDERS PLACED BY ANY STATE AGENCY AS A CONDITION OF AWARD.</p>						

SEE REVERSE SIDE FOR TERMS AND CONDITIONS

SIGNATURE 	TELEPHONE 304-548-7183	DATE 7-10-08
TITLE General Mgr.	FEIN 55-0704007	ADDRESS CHANGES TO BE NOTED ABOVE

WHEN RESPONDING TO RFO, INSERT NAME AND ADDRESS IN SPACE ABOVE LABELED 'VENDOR'



State of West Virginia
 Department of Administration
 Purchasing Division
 2019 Washington Street East
 Post Office Box 50130
 Charleston, WV 25305-0130

Request for Quotation

RFQ NUMBER
LAWN09

PAGE
5

ADDRESS CORRESPONDENCE TO ATTENTION OF
JO ANN ADKINS 304-558-8802

VENDOR

*130144526 304-548-7183
 ROPE INCORPORATED
 PO BOX 99
 5522 ELK RIVER RD N
 FALLING ROCK WV 25079

SHIP TO

ALL STATE AGENCIES
 AND POLITICAL SUBDIVISIONS
 VARIOUS LOCALES AS INDICATED
 BY ORDER

DATE PRINTED	TERMS OF SALE	SHIP VIA	F.O.B.	FREIGHT TERMS
06/12/2008				

BID OPENING DATE: 07/10/2008 BID OPENING TIME 01:30PM

LINE	QUANTITY	UOP	CAT. NO.	ITEM NUMBER	UNIT PRICE	AMOUNT
<p>VENDOR PREFERENCE CERTIFICATE</p> <p>CERTIFICATION AND APPLICATION* IS HEREBY MADE FOR PREFERENCE IN ACCORDANCE WITH WEST VIRGINIA CODE, 5A-3-37 (DOES NOT APPLY TO CONSTRUCTION CONTRACTS).</p> <p>A. APPLICATION IS MADE FOR 2.5% PREFERENCE FOR THE REASON CHECKED:</p> <p><input checked="" type="checkbox"/> BIDDER IS AN INDIVIDUAL RESIDENT VENDOR AND HAS RESIDED CONTINUOUSLY IN WEST VIRGINIA FOR FOUR (4) YEARS IMMEDIATELY PRECEDING THE DATE OF THIS CERTIFICATION; OR</p> <p><input type="checkbox"/> BIDDER IS A PARTNERSHIP, ASSOCIATION OR CORPORATION RESIDENT VENDOR AND HAS MAINTAINED ITS HEAD-QUARTERS OR PRINCIPAL PLACE OF BUSINESS CONTINUOUSLY IN WEST VIRGINIA FOR FOUR (4) YEARS IMMEDIATELY PRECEDING THE DATE OF THIS CERTIFICATION; OR 80% OF THE OWNERSHIP INTEREST OF BIDDER IS HELD BY ANOTHER INDIVIDUAL, PARTNERSHIP, ASSOCIATION OR CORPORATION RESIDENT VENDOR WHO HAS MAINTAINED ITS HEADQUARTERS OR PRINCIPAL PLACE OF BUSINESS CONTINUOUSLY IN WEST VIRGINIA FOR FOUR (4) YEARS IMMEDIATELY PRECEDING THE DATE OF THIS CERTIFICATION; OR</p> <p><input type="checkbox"/> BIDDER IS A CORPORATION NONRESIDENT VENDOR WHICH HAS AN AFFILIATE OR SUBSIDIARY WHICH EMPLOYS A MINIMUM OF ONE HUNDRED STATE RESIDENTS AND WHICH HAS MAINTAINED ITS HEADQUARTERS OR PRINCIPAL PLACE OF BUSINESS WITHIN WEST VIRGINIA CONTINUOUSLY FOR THE FOUR (4) YEARS IMMEDIATELY PRECEDING THE DATE OF THIS CERTIFICATION.</p>						

SEE REVERSE SIDE FOR TERMS AND CONDITIONS

SIGNATURE	TELEPHONE	DATE
	304-548-7183	7-10-08
TITLE	FEIN	ADDRESS CHANGES TO BE NOTED ABOVE
General Mgr.	55-0704007	

WHEN RESPONDING TO RFQ, INSERT NAME AND ADDRESS IN SPACE ABOVE LABELED 'VENDOR'



State of West Virginia
 Department of Administration
 Purchasing Division
 2019 Washington Street East
 Post Office Box 50130
 Charleston, WV 25305-0130

Request for Quotation

RFQ NUMBER
LAWN09

PAGE
6

ADDRESS CORRESPONDENCE TO ATTENTION OF
JO ANN ADKINS 304-558-8802

*130144526 304-548-7183
 ROPE INCORPORATED
 PO BOX 99
 5522 ELK RIVER RD N
 FALLING ROCK WV 25079

ALL STATE AGENCIES
 AND POLITICAL SUBDIVISIONS
 VARIOUS LOCALES AS INDICATED
 BY ORDER

DATE PRINTED	TERMS OF SALE	SHIP VIA	F.O.B.	FREIGHT TERMS
06/12/2008				

BID OPENING DATE: 07/10/2008 BID OPENING TIME 01:30PM

LINE	QUANTITY	UOP	CAT NO.	ITEM NUMBER	UNIT PRICE	AMOUNT
<p>B. APPLICATION IS MADE FOR 2.5% PREFERENCE FOR THE REASON CHECKED:</p> <p>() BIDDER IS A RESIDENT VENDOR WHO CERTIFIES THAT, DURING THE LIFE OF THE CONTRACT, ON AVERAGE AT LEAST 75% OF THE EMPLOYEES WORKING ON THE PROJECT BEING BID ARE RESIDENTS OF WEST VIRGINIA WHO HAVE RESIDED IN THE STATE CONTINUOUSLY FOR THE TWO YEARS IMMEDIATELY PRECEDING SUBMISSION OF THIS BID;</p> <p>OR</p> <p>() BIDDER IS A NONRESIDENT VENDOR EMPLOYING A MINIMUM OF ONE HUNDRED STATE RESIDENTS OR IS A NONRESIDENT VENDOR WITH AN AFFILIATE OR SUBSIDIARY WHICH MAINTAINS ITS HEADQUARTERS OR PRINCIPAL PLACE OF BUSINESS WITHIN WEST VIRGINIA EMPLOYING A MINIMUM OF ONE HUNDRED STATE RESIDENTS WHO CERTIFIES THAT, DURING THE LIFE OF THE CONTRACT, ON AVERAGE AT LEAST 75% OF THE EMPLOYEES OR BIDDERS' AFFILIATE'S OR SUBSIDIARY'S EMPLOYEES ARE RESIDENTS OF WEST VIRGINIA WHO HAVE RESIDED IN THE STATE CONTINUOUSLY FOR THE TWO YEARS IMMEDIATELY PRECEDING SUBMISSION OF THIS BID.</p> <p>BIDDER UNDERSTANDS IF THE SECRETARY OF TAX & REVENUE DETERMINES THAT A BIDDER RECEIVING PREFERENCE HAS FAILED TO CONTINUE TO MEET THE REQUIREMENTS FOR SUCH PREFERENCE, THE SECRETARY MAY ORDER THE DIRECTOR OF PURCHASING TO: (A) RESCIND THE CONTRACT OR PURCHASE ORDER ISSUED; OR (B) ASSESS A PENALTY AGAINST SUCH BIDDER IN AN AMOUNT NOT TO EXCEED 5% OF THE BID AMOUNT AND THAT SUCH PENALTY WILL BE PAID TO THE CONTRACTING AGENCY OR DEDUCTED FROM ANY UNPAID BALANCE ON THE CONTRACT OR PURCHASE ORDER.</p> <p>BY SUBMISSION OF THIS CERTIFICATE, BIDDER AGREES TO DISCLOSE ANY REASONABLY REQUESTED INFORMATION TO THE</p>						

SEE REVERSE SIDE FOR TERMS AND CONDITIONS			
SIGNATURE	TELEPHONE	DATE	
	304-548-7183	7-10-08	
TITLE	FEIN	ADDRESS CHANGES TO BE NOTED ABOVE	
General Mgr.	55-0704007		

WHEN RESPONDING TO RFQ, INSERT NAME AND ADDRESS IN SPACE ABOVE LABELED 'VENDOR'



State of West Virginia
 Department of Administration
 Purchasing Division
 2019 Washington Street East
 Post Office Box 50130
 Charleston, WV 25305-0130

Request for Quotation

RFQ NUMBER
LAWN09

PAGE
7

ADDRESS CORRESPONDENCE TO ATTENTION OF
JO ANN ADKINS 304-558-8802

VENDOR

*130144526 304-548-7183
 ROPE INCORPORATED
 PO BOX 99
 5522 ELK RIVER RD N
 FALLING ROCK WV 25079

SHIP TO

ALL STATE AGENCIES
 AND POLITICAL SUBDIVISIONS
 VARIOUS LOCALES AS INDICATED
 BY ORDER

DATE PRINTED	TERMS OF SALE	SHIP VIA	F.O.B.	FREIGHT TERMS
06/12/2008				

BID OPENING DATE: **07/10/2008** BID OPENING TIME **01:30PM**

LINE	QUANTITY	UOP	CAT NO	ITEM NUMBER	UNIT PRICE	AMOUNT
<p>PURCHASING DIVISION AND AUTHORIZES THE DEPARTMENT OF TAX AND REVENUE TO DISCLOSE TO THE DIRECTOR OF PURCHASING APPROPRIATE INFORMATION VERIFYING THAT BIDDER HAS PAID THE REQUIRED BUSINESS TAXES, PROVIDED THAT SUCH INFORMATION DOES NOT CONTAIN THE AMOUNTS OF TAXES PAID NOR ANY OTHER INFORMATION DEEMED BY THE TAX COMMISSIONER TO BE CONFIDENTIAL.</p> <p>UNDER PENALTY OF LAW FOR FALSE SWEARING (WEST VIRGINIA CODE 61-5-3), BIDDER HEREBY CERTIFIES THAT THIS CERTIFICATE IS TRUE AND ACCURATE IN ALL RESPECTS; AND THAT IF A CONTRACT IS ISSUED TO BIDDER AND IF ANYTHING CONTAINED WITHIN THIS CERTIFICATE CHANGES DURING THE TERM OF THE CONTRACT, BIDDER WILL NOTIFY THE PURCHASING DIVISION IN WRITING IMMEDIATELY.</p> <p>BIDDER: <u>ROPE Inc.</u></p> <p>DATE: <u>7/10/08</u></p> <p>SIGNED: <u>[Signature]</u></p> <p>TITLE: <u>General Manager</u></p> <p>* CHECK ANY COMBINATION OF PREFERENCE CONSIDERATION(S) IN EITHER "A" OR "B", OR BOTH "A" AND "B" WHICH YOU ARE ENTITLED TO RECEIVE. YOU MAY REQUEST UP TO THE MAXIMUM 5% PREFERENCE FOR BOTH "A" AND "B". (REV. 12/00)</p> <p>NOTICE</p>						

SEE REVERSE SIDE FOR TERMS AND CONDITIONS			
SIGNATURE <u>[Signature]</u>	TELEPHONE <u>304-548-7183</u>	DATE <u>7-10-08</u>	
TITLE <u>General Mgr.</u>	FEIN <u>55-0704007</u>	ADDRESS CHANGES TO BE NOTED ABOVE	

WHEN RESPONDING TO RFQ, INSERT NAME AND ADDRESS IN SPACE ABOVE LABELED 'VENDOR'



State of West Virginia
 Department of Administration
 Purchasing Division
 2019 Washington Street East
 Post Office Box 50130
 Charleston, WV 25305-0130

Request for Quotation

RFQ NUMBER
LAWN09

PAGE
8

ADDRESS CORRESPONDENCE TO ATTENTION OF
**JO ANN ADKINS
 304-558-8802**

VENDOR

*130144526 304-548-7183
ROPE INCORPORATED
PO BOX 99
5522 ELK RIVER RD N
FALLING ROCK WV 25079

SHIP TO

**ALL STATE AGENCIES
 AND POLITICAL SUBDIVISIONS
 VARIOUS LOCALES AS INDICATED
 BY ORDER**

DATE PRINTED 06/12/2008	TERMS OF SALE	SHIP VIA	F.O.B.	FREIGHT TERMS
-----------------------------------	---------------	----------	--------	---------------

BID OPENING DATE: **07/10/2008** BID OPENING TIME **01:30PM**

LINE	QUANTITY	UOP	CAT NO	ITEM NUMBER	UNIT PRICE	AMOUNT
<p>A SIGNED BID MUST BE SUBMITTED TO:</p> <p>DEPARTMENT OF ADMINISTRATION PURCHASING DIVISION BUILDING 15 2019 WASHINGTON STREET, EAST CHARLESTON, WV 25305-0130</p> <p>THE BID SHOULD CONTAIN THIS INFORMATION ON THE FACE OF THE ENVELOPE OR THE BID MAY NOT BE CONSIDERED:</p> <p>SEALED BID</p> <p>BUYER: FILE 42</p> <p>RFQ. NO.: LAWN09</p> <p>BID OPENING DATE: JULY 10, 2008</p> <p>BID OPENING TIME: 1:30PM</p> <p>PLEASE PROVIDE A FAX NUMBER IN CASE IT IS NECESSARY TO CONTACT YOU REGARDING YOUR BID:</p> <p>----- 304-548-67183 7186 -----</p> <p>CONTACT PERSON (PLEASE PRINT CLEARLY):</p> <p>----- JOE HOOPER -----</p>						

SEE REVERSE SIDE FOR TERMS AND CONDITIONS			
SIGNATURE	TELEPHONE	DATE	
TITLE	FEIN	ADDRESS CHANGES TO BE NOTED ABOVE	

WHEN RESPONDING TO RFQ, INSERT NAME AND ADDRESS IN SPACE ABOVE LABELED 'VENDOR'

STATE OF WEST VIRGINIA
Purchasing Division

PURCHASING AFFIDAVIT

West Virginia Code §5A-3-10a states: No contract or renewal of any contract may be awarded by the state or any of its political subdivisions to any vendor or prospective vendor when the vendor or prospective vendor or a related party to the vendor or prospective vendor is a debtor and the debt owed is an amount greater than one thousand dollars in the aggregate

DEFINITIONS:

"Debt" means any assessment, premium, penalty, fine, tax or other amount of money owed to the state or any of its political subdivisions because of a judgment, fine, permit violation, license assessment, defaulted workers' compensation premium, penalty or other assessment presently delinquent or due and required to be paid to the state or any of its political subdivisions, including any interest or additional penalties accrued thereon.

"Debtor" means any individual, corporation, partnership, association, limited liability company or any other form or business association owing a debt to the state or any of its political subdivisions. "Political subdivision" means any county commission; municipality; county board of education; any instrumentality established by a county or municipality; any separate corporation or instrumentality established by one or more counties or municipalities, as permitted by law; or any public body charged by law with the performance of a government function or whose jurisdiction is coextensive with one or more counties or municipalities. "Related party" means a party, whether an individual, corporation, partnership, association, limited liability company or any other form or business association or other entity whatsoever, related to any vendor by blood, marriage, ownership or contract through which the party has a relationship of ownership or other interest with the vendor so that the party will actually or by effect receive or control a portion of the benefit, profit or other consideration from performance of a vendor contract with the party receiving an amount that meets or exceed five percent of the total contract amount.

EXCEPTION: The prohibition of this section does not apply where a vendor has contested any tax administered pursuant to chapter eleven of this code, workers' compensation premium, permit fee or environmental fee or assessment and the matter has not become final or where the vendor has entered into a payment plan or agreement and the vendor is not in default of any of the provisions of such plan or agreement.

LICENSING: Vendors must be licensed and in good standing in accordance with any and all state and local laws and requirements by any state or local agency of West Virginia, including, but not limited to, the West Virginia Secretary of State's Office, the West Virginia Tax Department, West Virginia Insurance Commission, or any other state agencies or political subdivision. Furthermore, the vendor must provide all necessary releases to obtain information to enable the Director or spending unit to verify that the vendor is licensed and in good standing with the above entities.

CONFIDENTIALITY: The vendor agrees that he or she will not disclose to anyone, directly or indirectly, any such personally identifiable information or other confidential information gained from the agency, unless the individual who is the subject of the information consents to the disclosure in writing or the disclosure is made pursuant to the agency's policies, procedures and rules. Vendors should visit www.state.wv.us/admin/purchase/privacy for the Notice of Agency Confidentiality Policies.

Under penalty of law for false swearing (West Virginia Code, §61-5-3), it is hereby certified that the vendor acknowledges the information in this said affidavit and are in compliance with the requirements as stated.

Vendor's Name: Roca Tyle

Authorized Signature: [Signature] Date: 7/10/08

Lawn09
Pricing/Information Page

Region I - Hancock, Brooke, Ohio, Marshall, Wetzel, Monongalia, Marion, Harrison, Doddridge, Gilmer,		Company Name: ROPE, INC.		Must be equal to or exceed:		Est.	Usage	Brand Bid	Model Bid	Unit Cost	Total
Item	Description	Brand	Model	Est.	Usage	Brand Bid	Model Bid	Unit Cost	Total		
1	Lawn Mower, 4.5 HP, side discharge, push type, 21" Cut Width	Toro	22175	10	RED HAWK	22BQ65DP	453.19	4,531.90			
2	Lawn Mower, 5.5 HP, side discharge, self propelled type, 21" cut width	Toro	22145	10			NO BID				
3	Lawn Mower, 15HP, side discharge, hydrostatic, 36" cut width (walk-behind)	Gravelly	HE1536FXP	4	Conroy/Copper	1536FAH-SR10	4399.00	17,596.00			
4	Lawn Mower, 18 HP, side discharge, gear-drive, 48" cut width (walk-behind)	John Deere	7H17	4	HUSQUARNA	WH4817EFQ	5612.00	22,448.00			
5	Lawn Mower, 20 HP, side discharge, self propelled type, 52" cut width, swivel front wheels, hydro drive	Exmark	TT23KCFMD524	7	HUSQUARNA	WH52A1EFQ	5842.00	40,894.00			
6	Line Trimmer/Brush Cutter, engine displacement 31.4cc engine,	Stihl	FS100RX	30	SHINDAIWA	T272	358.99	10,769.70			
7	Line Trimmer/Brush Cutter, engine displacement 36 cc engine minimum,	Stihl	FS130R	40	HUSQUARNA	335LS	407.99	16,319.60			
7a	Bulk String, 5 lbs .95	Stihl	0000-930-2718	50	DEALERS CHOICE	10-9505	39.99	1,999.50			
7b	Brush Knife, 3 prong	Stihl	4112-713-4100	10	WINDSOR	GRA3-255	16.99	169.90			
7c	Shoulder Strap for item 6 and 7	Stihl		25	DOLMAR	351509010	10.99	274.75			

Pricing/Information Page

Region I - ROPE INC.

Item	Description	Brand	Model	Est. Usage	Brand Bid	Model Bid	Unit Cost	Total
8	Lawn Edger, engine displacement 28.4 cc	Stihl	FC 90	4	SHINDAIWA	LE261	361.09	1,444.36
9	Lawn Edger, 4 HP, 9" blade	Troy-bilt	Lawn Edger	8	RED HAWK	E40	314.49	2,515.92
10	Heavy Duty 16" chain saw, 56.5 cc (minimum), 3.8 BHP,	Stihl	MS290	5	DOLMAR	PS5100S	359.19	1,795.95
11	Heavy Duty 18" Chain Saw, 64.1 cc (minimum) 4.3 BHP	Stihl	MS390	5	DOLMAR	PS6400	534.59	2,672.95
12	Heavy Duty 20" chain saw, 59.0 cc (Minimum) 4.4BHP	Stihl	MS361	5	DOLMAR	PS6400	554.59	2,772.95
13	Heavy Duty 25" Chain Saw, 76.5 CC (Minimum) 6.0 BHP	Stihl	MS460	5	DOLMAR	PS7900	697.39	3,486.95
14	Pole Pruner, 12" chain bar, engine displacement 31.4 CC (Minimum), 1.3 BHP	Stihl	HT101	10	SHINDAIWA OR ECHO	PA31-12 PPT-260	433.09	4,330.90
15	Power washer, 3000 PSI, 190 cc, 30' 1/4" high pressure hose	Troy-bilt	3000 PSI MAX	6	DIET KILLER B+S VOX	H357 20329 20326	535.00	5,350.00
16	Blower, hand-tole, engine displacement 27 CC (Minimum), air volume: 4r30 CFM at end of tube	Stihl	BG65 D	5	HUSEQUANDA	1253	179.59	897.95
17	Blower, back pack, engine displacement - 64CC (Minimum), 530 CFM air volume at the end of the tube, handle with controls mounted on tube, padded shoulder strap.	Stihl	BR550	30	DOLMAR	PB7600.4	406.69	12,200.70
18	Garden Tractor, 25 HP, side discharge, hydrostatic, 50" cut, 18" turn radius, key choice mowing,	Cub Cadet	LT 1050	4	Cub Cadet	LT1050	1972.89	7,891.56

Lawn09
Pricing/Information Page

REGION I

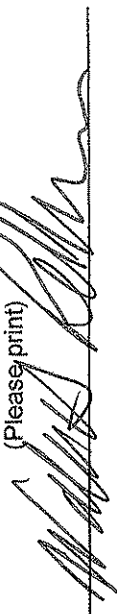
Item	Description	Brand	Model	Est. Usage	Brand Bid	Model Bid	Unit Cost	Total
19	Lawn Mower, 27 HP, zero turn radius, 60" cut width, 5.5" deep deck, ANSI approved, deluxe roll suspension seat, fuel capacity, 10 gallons(min), Standard foldable rollover protection systems (ROPS), Hydro tracking adjustment	John Deere	Z830A	3	Cub Cadet	M60-KH	7,980.75	23,942.25
20	Lawn Mower, 31 HP, zero turn radius, 72" cut width, 5.5" deep deck, ANSI approved, fuel capacity 12 gallons(min), standard foldable rollover protection systems (ROPS), Hydro tracking adjustment	Gravely	272H XDZ	2	Cub Cadet	M72-KW	9,281.49	18,562.98
21	Utility Vehicle, 11 HP, 900 lb. towing capacity, ground clearance of 9.8" from foot platform. Seating capacity of 2.	Gator	TS	2	Cub Cadet	Volunteer 4x2 FIS	7,170.00	14,340.00
Discount from list for PARTS ONLY:		10	%					

Vendor Name Rope Inc. Phone # 304-548-7183

5522 Elk River Road Fax # 304-548-7186

Address Elkview, WV 25071 Email: wally@ropeincorporated.com

Company Representative Wally Rollins WE ACKNOWLEDGE RECEIPT OF
(Please print) ADDENDUM 1 & 2

Authorized Signature 

LAWN09
Pricing/Information Page

Region II - Mason, Cabell, Wayne, Mingo, Logan, Boone, Lincoln, Kanawha, Putnam, Roane and Jackson		Company Name: ROPE INC.						
Item	Description	Brand	Model	Est. Usage	Brand Bid	Model Bid	Unit Cost	Total
	Must be equal to or exceed:							
1	Lawn Mower, 4.5 HP, side discharge, push type, 21" Cut Width	Toro	22175	10	RED HAWK	22BQ65DP	453.19	4,531.90
2	Lawn Mower, 5.5 HP, side discharge, self propelled type, 21" cut width	Toro	22145	10			NO BID	
3	Lawn Mower, 15HP, side discharge, hydrostatic, 36" cut width (walk-behind)	Gravely	HE1536EXP	4	COUNTRY CUTTER	1536KAH-SR10	4399.00	17,596.00
4	Lawn Mower, 18 HP, side discharge, gear-drive, 48" cut width (walk-behind)	John Deere	7H17	4	HUSQVARNA	WH4817EFQ	5,459.00	21,836.00
5	Lawn Mower, 20 HP, side discharge, self propelled type, 52" cut width, swivel front wheels, hydro drive	Exmark	TT23KCFMD524	7	HUSQVARNA	WH5221EFQ	5,689.00	39,823.00
6	Line Trimmer/Brush Cutter, engine displacement 31.4cc engine,	Stihl	FS100RX	30	SHINDAIWA	T272	343.99	10,319.70
7	Line Trimmer/Brush Cutter, engine displacement 36 cc engine minimum,	Stihl	FS130R	40	HUSQVARNA	335LS	392.69	15,707.60
7a	Bulk String, 5 lbs. 95	Stihl	0000-930-2718	50	DEALER'S CHOICE	10-9505	35.99	1799.50
7b	Brush Knife, 3 prong	Stihl	4112-713-4100	10	WINDSOR	GR43-255	14.99	149.90
7c	Shoulder Strap for Item 6 and 7			25	DOLMAR	351509010	9.99	249.75
8	Lawn Edger, engine displacement 28.4 cc	Stihl	FC 90	4	SHINDAIWA	LE261	345.79	1383.16
9	Lawn Edger, 4 HP, 9" blade	Troy-bitt	Lawn Edger	8	RED HAWK	E40	280.49	2,243.92

LAWN09
Pricing/Information Page

REGION II - ROPE INC.

Item	Description	Brand	Model	Est. Usage	Brand Bid	Model Bid	Unit Cost	Total
10	Heavy Duty 16" chain saw, 56.5 cc (minimum), 3.8 BHP,	Stihl	MS290	5	DOLMAR	PS 5100S	343.89	1,719.45
11	Heavy Duty 18" Chain Saw, 64.1 cc (minimum) 4.3 BHP	Stihl	MS390	5	DOLMAR	PS 6400	519.59	2,597.95
12	Heavy Duty 20" chain saw, 59.0 cc (Minimum) 4.4BHP	Stihl	MS361	5	DOLMAR	PS 6400	539.59	2,697.95
13	Heavy Duty 25" Chain Saw, 76.5 CC (Minimum) 6.0 BHP	Stihl	MS460	5	DOLMAR	PS 7900	682.39	3,411.95
14	Pole Pruner, 12" chain bar, engine displacement 31.4 CC (Minimum), 1.3 BHP	Stihl	HT101	10	SHINDAIWA OR ECHO	P 231-12 PPT-260	412.09	4,120.90
15	Power washer, 3000 PSI, 190 cc, 30' 1/4" high pressure hose	Troy-bilt	3000 PSI MAX	6	DIRTKILLER B&S VOX	H 357 20329 20326	535.00	5,350.00
16	Blower, hand-tote, engine displacement 27 CC (Minimum), air volume: 4:30 CFM at end of tube	Stihl	BG65 D	5	HUSQVARNA	125 B	164.29	821.45
17	Blower, back pack, engine displacement - 64CC (Minimum), 530 CFM air volume at the end of the tube, handle with controls mounted on tube, padded shoulder strap.	Stihl	BR550	30	DOLMAR	PB 7600.4	391.39	11,741.70
18	Garden Tractor, 25 HP, side discharge, hydrostatic, 50" cut, 18" turn radius, key choice mowing,	Cub Cadet	LT 1050	4	CUB CADET	LT 1050	1794.39	7,177.56
19	Lawn Mower, 27 HP, zero turn radius, 60" cut width, 5.5" deep deck, ANSI approved, deluxe roll suspension seat, fuel capacity, 10 gallons(min), Standard foldable rollover protection systems (ROPS), Hydro tracking adjustment	John Deere	Z830A	3	Cub Cadet	M60-KH	7802.25	23,406.75

REGION II - ROPE INC.


Item	Description	Brand	Model	Est. Usage	Brand Bid	Model Bid	Unit Cost	Total
20	Lawn Mower, 31 HP, zero turn radius, 72" cut width, 5.5" deep deck, ANSI approved, fuel capacity 12 gallons (min.), standard foldable rollover protection systems (ROPS), Hydro tracking adjustment	Gravely	272H XDZ	2	Cub Cadet	M72-KW	9,102.99	18,205.98
21	Utility Vehicle, 11 HP, 900 lb. towing capacity, ground clearance of 9.8" from foot platform. Seating capacity of 2.	Gator	TS	2	Cub Cadet	VOLUNTEER 482FIS	6,995.00	13,990.00
Discount from list for PARTS ONLY: 10 %								

Vendor Name ROPE INC. Phone # 304-548-7183

5522 ELK RIDER Rd. Fax # 304-548-7186

ELKVIEW, WV 25071 Email: wally@ropeincorporated.com

Company Representative WALLY ROLLINS WE ACKNOWLEDGE RECEIPT OF ADDENDUM 1 & 2

Authorized Signature  (Please print)

LAWN09
Pricing/Information Page

Region III - Lewis, Upshur, Randolph, Pendleton, Hardy, Grant, Hampshire, Mineral, Morgan, Berkeley, Jefferson, Tucker, Barbour, Taylor, and Preston		Company Name: <u>ROPE, INC.</u>							
Item	Description	Brand	Model	Est. Usage	Brand Bid	Model Bid	Unit Cost	Total	
	Must be equal to or exceed:								
1	Lawn Mower, 4.5 HP, side discharge, push type, 21" Cut Width	Toro	22175	10	RED HAWK	22BQ65DP	453.19	4,531.90	
2	Lawn Mower, 5.5 HP, side discharge, self propelled type, 21" cut width	Toro	22145	10			NOD		
3	Lawn Mower, 15HP, side discharge, hydrostatic, 36" cut width (walk-behind)	Gravely	HE1536FXP	4	CONSTRUCTION	1536KAH-SR10	4399.00	17,596.00	
4	Lawn Mower, 18 HP, side discharge, gear-drive, 48" cut width (walk-behind)	John Deere	7H17	4	HUSQVARNA	WH4817EFG	562.00	2,248.00	
5	Lawn Mower, 20 HP, side discharge, self propelled type, 52" curt width, swivel front wheels, hydro drive	Exmark	TT23KCFMD524	7	HUSQVARNA	WH5221EFG	5842.00	40,894.00	
6	Line Trimmer/Brush Cutter, engine displacement 31.4cc engine,	Stihl	FS100RX	30	SHINDAIWA	T272	358.99	10,769.70	
7	Line Trimmer/Brush Cutter, engine displacement 36 cc engine minimum,	Stihl	FS130R	40	HUSQVARNA	335LS	407.99	16,319.60	
7a	Bulk String, 5 lbs. 95	Stihl	0000-930-2718	50	DEALER'S CHOICE	10-9505	39.99	1,999.50	
7b	Brush Knife, 3 prong	Stihl	4112-713-4100	10	WINDSOR	GRA3-255	16.99	169.90	
7c	Shoulder Strap for item 6 and 7			25	DOLMAR	351509000	10.99	274.75	
8	Lawn Edger, engine displacement 28.4 cc	Stihl	FC 90	4	SHINDAIWA	LE261	361.09	1,444.36	
9	Lawn Edger, 4 HP, 9" blade	Troy-bilt	Lawn Edger	8	RED HAWK	E40	314.49	2,515.92	

Region III - Rofe Inc.

Item	Description	Brand	Model	Est. Usage	Brand Bid	Model Bid	Unit Cost	Total
10	Heavy Duty 16" chain saw, 56.5 cc (minimum), 3.8 BHP.	Stihl	MS290	5	DOLMAR	PS5100S	359.19	1,795.95
11	Heavy Duty 18" Chain Saw, 64.1 cc (minimum) 4.3 BHP	Stihl	MS390	5	DOLMAR	PS6400	534.59	2,672.95
12	Heavy Duty 20" chain saw, 59.0 cc (Minimum) 4.4BHP	Stihl	MS361	5	DOLMAR	PS6400	554.59	2,772.95
13	Heavy Duty 25" Chain Saw, 76.5 CC (Minimum) 6.0 BHP	Stihl	MS460	5	DOLMAR	PS7900	697.39	3,486.95
14	Pole Pruner, 12" chain bar, engine displacement 31.4 CC (Minimum), 1.3 BHP	Stihl	HT101	10	SHINDAIWA OL ECHO	PA31-12 PPT-260	433.09	4,330.90
15	Power washer, 3000 PSI, 190 cc, 30' 1/4" high pressure hose	Troy-bilt	3000 PSI MAX	6	DIET KILLER B&S VOX	H357 20329 20326	535.00	5,350.00
16	Blower, hand-tote, engine displacement 27 CC (Minimum), air volume: 430 CFM at end of tube	Stihl	BG65 D	5	HUSQVARNA	125B	179.59	897.95
17	Blower, back pack, engine displacement - 64CC (Minimum), 530 CFM air volume at the end of the tube, handle with controls mounted on tube, padded shoulder strap.	Stihl	BR550	30	DOLMAR	PB7600.4	406.69	12,200.70
18	Garden Tractor, 25 HP, side discharge, hydrostatic, 50" cut, 18" turn radius, key choice mowing,	Cub Cadet	LT 1050	4	CUBCADET	LT1050	1972.89	7891.56
19	Lawn Mower, 27 HP, zero turn radius, 60" cut width, 5.5" deep deck, ANSI approved, deluxe roll suspension seat, fuel capacity, 10 gallons(min), Standard foldable rollover protection systems (ROPS), Hydro tracking adjustment	John Deere	Z830A	3	Cub Cadet	M60-KH	7980.75	23,942.25

Region III


Item	Description	Brand	Model	Est. Usage	Brand Bid	Model Bid	Unit Cost	Total
20	Lawn Mower, 31 HP, zero turn radius, 72" cut width, 5.5" deep deck, ANSI approved, fuel capacity 12 gallons(min.), standard foldable rollover protection systems (ROPS), Hydro tracking adjustment	Gravely	272H XDZ	2	Cub Cadet	M72-KW	9,281.49	18,562.98
21	Utility Vehicle, 11 HP, 900 lb. towing capacity, ground clearance of 9.8" from foot platform. Seating capacity of 2.	Gator	TS	2	Cub Cadet	Vaultsteer 482 FIS	7,170.00	14,340.00
Discount from list for PARTS ONLY:		10	%					

Vendor Name ROPE INC. Phone # 304-548-7183

5522 ELK RIVER ROAD Fax # 304-548-7186

ELKVIEW, WV 25071 Address Email: wally@ropeincorporated.com

Company Representative WALLY ROLLINS WE ACKNOWLEDGE RECEIPT OF
(Please print) ADDENDUM 1 & 2

Authorized Signature 

Region IV - Braxton, Clay, Nicholas, Fayette, Raleigh, Wyoming, McDowell, Mercer, Summers, Greenbrier, Pocahontas, Webster and Monroe		Company Name: ROPE LLC.		Must be equal to or exceed:		Est. Usage		Model Bid		Unit Cost		Total	
Item	Description	Brand	Model	Brand Bid	Model Bid	Brand Bid	Model Bid	Brand Bid	Model Bid	Brand Bid	Model Bid	Brand Bid	Model Bid
1	Lawn Mower, 4.5 HP, side discharge, push type, 21" Cut Width	Toro	22175	REDHAWK	22BQ65DP	REDHAWK	22BQ65DP	REDHAWK	22BQ65DP	REDHAWK	22BQ65DP	REDHAWK	22BQ65DP
2	Lawn Mower, 5.5 HP, side discharge, self propelled type, 21" cut width	Toro	22145										
3	Lawn Mower, 15HP, side discharge, hydrostatic, 36" cut width (walk-behind)	Gravely	HE1536FXP	COUNTRY CUTTER	1536KAH-SR10	COUNTRY CUTTER	1536KAH-SR10	COUNTRY CUTTER	1536KAH-SR10	COUNTRY CUTTER	1536KAH-SR10	COUNTRY CUTTER	1536KAH-SR10
4	Lawn Mower, 18 HP, side discharge, gear-drive, 48" cut width (walk-behind)	John Deere	7H17	HUSQVARNA	WH4817EFG	HUSQVARNA	WH4817EFG	HUSQVARNA	WH4817EFG	HUSQVARNA	WH4817EFG	HUSQVARNA	WH4817EFG
5	Lawn Mower, 20 HP, side discharge, self propelled type, 52" cut width, swivel front wheels, hydro drive	Exmark	TT23KCFMD524	HUSQVARNA	WH52AL1EFG	HUSQVARNA	WH52AL1EFG	HUSQVARNA	WH52AL1EFG	HUSQVARNA	WH52AL1EFG	HUSQVARNA	WH52AL1EFG
6	Line Trimmer/Brush Cutter, engine displacement 31.4cc engine,	Stihl	FS100RX	STIHPA1WA	T272	STIHPA1WA	T272	STIHPA1WA	T272	STIHPA1WA	T272	STIHPA1WA	T272
7	Line Trimmer/Brush Cutter, engine displacement 36 cc engine minimum,	Stihl	FS130R	HUSQVARNA	335LS	HUSQVARNA	335LS	HUSQVARNA	335LS	HUSQVARNA	335LS	HUSQVARNA	335LS
7a	Bulk String, 5 lbs .95	Stihl	0000-930-2718	DEWALT		DEWALT		DEWALT		DEWALT		DEWALT	
7b	Brush Knife, 3 prong	Stihl	4112-713-4100	WINDSON		WINDSON		WINDSON		WINDSON		WINDSON	
7c	Shoulder Strap for item 6 and 7			DOLMAN	351509010	DOLMAN	351509010	DOLMAN	351509010	DOLMAN	351509010	DOLMAN	351509010
8	Lawn Edger, engine displacement 28.4 cc	Stihl	FC 90	STIHPA1WA	LE261	STIHPA1WA	LE261	STIHPA1WA	LE261	STIHPA1WA	LE261	STIHPA1WA	LE261
9	Lawn Edger, 4 HP, 9" blade	Troy-bilt	Lawn Edger	REDHAWK	E40	REDHAWK	E40	REDHAWK	E40	REDHAWK	E40	REDHAWK	E40

ROPE INC. REG-IV

Item	Description	Brand	Model	Est. Usage	Brand Bid	Model Bid	Unit Cost	Total
10	Heavy Duty 16" chain saw, 56.5 cc (minimum), 3.8 BHP.	Stihl	MS290	5	DOLMAN	PS5100S	359.19	1,795.95
11	Heavy Duty 18" Chain Saw, 64.1 cc (minimum) 4.3 BHP	Stihl	MS390	5	DOLMAN	PS6400	534.59	2,672.95
12	Heavy Duty 20" chain saw, 59.0 cc (Minimum) 4.4BHP	Stihl	MS361	5	DOLMAN	PS6400	554.59	2,772.95
13	Heavy Duty 25" Chain Saw, 76.5 CC (Minimum) 6.0 BHP	Stihl	MS460	5	DOLMAN	PS7900	697.39	3,486.95
14	Pole Pruner, 12" chain bar, engine displacement 31.4 CC (Minimum), 1.3 BHP	Stihl	HT101	10	SHINDAIWA or ECHO	P231-12 PPT-260	433.09	4,330.90
15	Power washer, 3000 PSI, 190 cc, 30' 1/4" high pressure hose	Troy-bilt	3000 PSI MAX	6	DIET RILIER BLS VOX	H35T 20329 20326	535.00	5,350.00
16	Blower, hand-tote, engine displacement 27 CC (Minimum), air volume: 430 CFM at end of tube	Stihl	BG65 D	5	Husqvarna	125B	179.59	897.95
17	Blower, back pack, engine displacement - 64CC (Minimum), 530 CFM air volume at the end of the tube, handle with controls mounted on tube, padded shoulder strap.	Stihl	BR550	30	DOLMAN	PB7600.4	4066.9	12,200.70
18	Garden Tractor, 25 HP, side discharge, hydrostatic, 50" cut, 18" turn radius, key choice mowing.	Cub Cadet	LT 1050	4	Cub Cadet	LT1050	1972.89	7,891.54
19	Lawn Mower, 27 HP, zero turn radius, 60" cut width, 5.5" deep deck, ANSI approved, deluxe roll suspension seat, fuel capacity, 10 gallons(min), Standard foldable rollover protection systems (ROPS), Hydro tracking adjustment	John Deere	Z830A	3	Cub Cadet	M60-KH	7,980.75	23,942.25


ROPE INC. REG. IV

Item	Description	Brand	Model	Est. Usage	Brand Bid	Model Bid	Unit Cost	Total
20	Lawn Mower, 31 HP, zero turn radius, 72" cut width, 5.5" deep deck, ANSI approved, fuel capacity 12 gallons(min.), standard foldable rollover protection systems (ROPS), Hydro tracking adjustment	Gravely	272H XDZ	2	CUB CADET	M72-KW	9,281.49	18,562.98
21	Utility Vehicle, 11 HP, 900 lb. towing capacity, ground clearance of 9.8" from foot platform. Seating capacity of 2.	Gator	TS	2	CUB CADET	VANSTER 422FIS	7,170.00	14,340.00
Discount from list for PARTS ONLY: 10 %								

Vendor Name ROPE INC. Phone # 304-548-7183

5522 Elk River Rd. Fax # 304-548-7189

Elkview, WU 25071 Email: wally@ropeincorporated.com

Company Representative WALLY ROLLINS
 (Please print)
 Authorized Signature 

WE ACKNOWLEDGE RECEIPT OF
 ADDENDUM 1 & 2



STIHL Limited Warranty Time Periods

Current Models	Personal, Family or Household Use	Professional Use
Chain Saws: 009 L - MS 390	1 year	90 days
Chain Saws: MS 440, MS 441, MS 460, MS 650, MS 660, MS 880	1 year	90 days
Electric Chain Saws	1 year	90 days
Cut-Off Machines*	—	90 days
Boring Gears: BT 121, BT 45	2 years	1 year
Trimmers and Brushcutters, Clearing Saws, Edgers, Blowers and Sprayers, Hedge Trimmers, Pole Pruners, KM Series, SP 200 Special Harvester and MM 55	2 years	1 year
Gearhead and Interchangeable Attachments	2 years	1 year
SG 20 Sprayer	2 years	2 years

*Marketed for professional use only.

Limited Lifetime Clutch Warranty Coverage

All STIHL trimmer, brushcutter, clearing saw, HT tree pruner, KW powered sweeper, edger, KM and MM multitool machines, hedge trimmer, BT 45, BT 120, and BT 121 boring gears models purchased after January 1, 2000 come with centrifugal clutch shoes that are warranted for the life of the product while owned by the original retail purchaser. For any of these products sold to retail customers after January 1, 2000 STIHL will replace any defective centrifugal clutch shoe for as long as the original purchaser owns the product. This warranty covers the cost of parts and labor to replace the clutch shoes. This warranty is limited to all uses except rental use. The lifetime warranty applies to the centrifugal clutch shoes only or the clutch assembly if the clutch shoes are an integral part of the assembly. Clutch drums, clutch springs, mounting hubs, bearings, fasteners and clutch housings are not covered under the lifetime clutch warranty policy. Lifetime warranty coverage for the centrifugal clutch is to the original owner only and is non-transferable.

Limited Lifetime Drive Shaft Warranty Coverage

STIHL extends a limited lifetime warranty for all drive shafts used in STIHL trimmers, brushcutters, clearing saws, edgers, HT 70, HT 100, HT 130, and HT 250 tree pruners (HT 73, HT 75, HT 101, HT 131 tree pruners are excluded) KW model powered sweepers, extended length HL model hedge trimmers, KM and FS split shaft STIHL KombiSystem multi-tool machines (power unit only), and MM multi-tool machines. For any of these products sold to retail customers after July 1, 1995 STIHL will replace any defective drive shaft for as long as the original retail purchaser owns the product. This warranty covers the cost of parts and labor to replace the drive shaft. This warranty is limited to all uses except rental use. Only the machine's drive shaft carries a limited lifetime warranty. Drive shaft housings, tubes, liners, supports, couplers, bearings, bushings and STIHL KombiSystem attachments for KM model machines are subject to the normal warranty time periods of the machine. Lifetime warranty coverage for the drive shaft is to the original owner only and is non-transferable.

All STIHL products are warranted for 30 days when product is used for rental purposes.

All STIHL model PA axes, PH hedge shears, PL loppers, PP pruners and PS pruning saws are warranted against defective material or workmanship for the life of the product while owned by the original purchaser (other than for purposes of resale) when used for all applications.



7/9/08

Dear Sir or Madam:

Please be advised that the below listed name is an authorized Husqvarna dealer able to sell equipment and parts as well as provide service for the units sold. This dealer is in good financial standings.

Rope, Inc.
5522 Elk River Road North
Elkview WV 25071

Sincerely,

A handwritten signature in black ink that reads 'Jim Wilson'.

Jim Wilson
Director, Customer and Technical Services



LAWN09 SERVICE / REPAIR FACILITIES

REG. I

Northern West Virginia
 Company Name
 Address
 Telephone
 Fax
 E-mail

Naylor's Ace Hardware
 1518 Harrison Ave
 Elkins, WV 26024
 504-832-1812

REG. III

Eastern West Virginia
 Company Name
 Address
 Telephone
 Fax
 E-mail

Ace Home Care
 11 Frontway Street
 New Martinsville, WV 26043
 204-622-3600
 204-622-2315

REG. II

Western West Virginia
 Company Name
 Address
 Telephone
 Fax
 E-mail

Rope Inc
 5522 Elk River Rd
 Elkview, WV 25071
 204-548-7183
 204-548-7186
 info@ropetw.com

REG. IV

Southern West Virginia
 Company Name
 Address
 Telephone
 Fax
 E-mail

Mountainview Mowers Inc
 450 Oakland Rd
 Beckley, WV 25801
 304-255-7180

Central West Virginia

Company Name
 Address
 Telephone
 Fax
 E-mail

Husquarna
 Dealers

WARRANTY TIME PERIOD
Chain Saws

Model	Consumer	Commercial/ Professional	Rental	Ignition	Crankshaft (Professional/Commercial)
All Models	2 Years	90 Days	90 Days	Lifetime (Parts Only)	1 Year Conditional* (Parts & Labor)

*When operated with Husqvarna XP 2 cycle oil.

WARRANTY TIME PERIOD
Trimmers / Brushcutters / Clearing Saws / Hovering Trimmers / Stick Edgers

Model	Consumer	Commercial/ Professional	Rental	Ignition	Shaft
300 Series Trimmers, Brushcutters, Clearing Saws, Stick Edgers	2 Years	1 Year	90 Days	Lifetime (Parts Only)	Lifetime
Hovering Trimmers	2 Years	1 Year	90 Days	N/A	N/A
100 Series Trimmers	2 Years	1 Year	90 Days	Lifetime (Parts Only)	Lifetime

WARRANTY TIME PERIOD
Hedge Trimmers (excludes Pole units)

Model	Consumer	Commercial/ Professional	Rental	Ignition
All Models	2 Years	1 Year	90 Days	Lifetime (Parts Only)

WARRANTY TIME PERIOD
Blowers

Model	Consumer	Commercial/ Professional	Rental	Ignition
All Models	2 Years	2 Year	90 Days	Lifetime (Parts Only)

WARRANTY TIME PERIOD
Pole Pruners / Pole Saws / Pole Hedge Trimmers

Model	Consumer	Commercial/ Professional	Rental	Ignition
All Models	1 Year	1 Year	90 Days	Lifetime (Parts Only)

**WARRANTY TIME PERIOD
Stumpgrinders**

Model	Consumer	Commercial/ Professional	Rental
All Models	1 Year	90 Days	90 Days

* Engines/transmissions shall be warrantied by responsible manufacturer

**WARRANTY TIME PERIOD
Power Cutters**

Model	Consumer	Commercial/ Professional	Rental	Ignition
All Models	1 Year	90 Days	90 Days	Lifetime (Parts Only)

**WARRANTY TIME PERIOD
Automatic Mower**

Model	Consumer	Professional Rental	Battery
All Models	2 Years	90 Days	90 Days

**WARRANTY TIME PERIOD
Snow Throwers**

Model	Consumer	Professional Rental
All Models	2 Years	90 Days

* Engines/transmissions shall be warrantied by responsible manufacturer

**WARRANTY TIME PERIOD
Pressure Washers & Generators***

Model	Consumer
Pressure Washers	2 Years
Generators	2 Years (2nd Year Parts Only)

* Pressure washer engines shall be warrantied by the responsible manufacturer

* Generator engines shall be warrantied by the responsible manufacturer

**WARRANTY TIME PERIOD
Parts & Accessories**

Model	Consumer
Parts & Accessories Purchased Separately	30 Days
Grass Catchers & Bumpers Purchased With New Units	Same Warranty Time As Unit When Purchased With Unit





**WARRANTY TIME PERIOD
Lawn & Garden - Walk Behind**

Model	Consumer	Professional Rental
Mowers (walk behind)	2 Years	N/A
Tillers	2 Years	N/A
Edgers - LE389	2 Years	N/A
LE475	2 Years	90 Days

* Engines/transmissions shall be warrantied by responsible manufacturer

**WARRANTY TIME PERIOD
Lawn & Garden - Riders**


Model	Consumer	Professional Rental
All LTs, LTHs, LSs,	2 Years	N/A
XLSs, GLSs, YTs	2 Years	N/A
YTHs, GTs, GTHs,	2 Years	N/A
16H, Pro15, 155	2 Years	N/A
ProFlex	2 Years	N/A
Residential Zero Turn	2 Years	N/A
MZ and EZ Zero Turn	3 Years	1 Year or 600 Hours

* Engines/transmissions shall be warrantied by responsible manufacturer

**WARRANTY TIME PERIOD
Commercial Turf - Riders**

Model	Consumer	Professional Rental	Rental
iZ, LZ, BZ Zero Turn Riders†	5 Years or 1,500 Hours	5 Years or 1,500 Hours	90 Days
MZ and EZ Zero Turn Riders†	3 Years or 600 Hours	1 Year or 600 Hours	90 Days
Zero Turn Hydraulic Pumps, Wheel Motors and Spindles†	3 Years or 1,500 Hours	3 Years or 1,500 Hours	N/A

Model	Consumer	Professional Rental	Rental
Residential Zero Turn Riders**	2 Years	N/A	N/A
Large Area Walk Mowers**	3 Years	3 Years	90 Days
Ground-Engaging Commercial Equipment**	2 Years	2 Years	1 Year
Power Assist Collection Systems**	2 Years	1 Year	90 Days



From: Jim Strazar
PH 800-800-9448 x 4033
FAX 888-804-5544

Date: 07/10/08

Message:

This is to confirm that ROPE INCORPORATED in FALLING ROCK WV is a recognized Sales and Servicing dealer for CUB CADET.

Thank you,

A handwritten signature in cursive script that reads "Jim Strazar".

Jim Strazar
MTD Products – Independent Retail Group
P.O. Box 368022
Cleveland, Oh 44136
Ph 330-558-4033
Fax 888-804-5544
E-Mail Jim.Strazar@mtdproducts.com

LAWN09 SERVICE / REPAIR FACILITIES

REG I

Northern West Virginia

Company Name

Address

Telephone

Fax

E-mail

RUCKLE FARM EQUIP.

119 BRAD ROAD

WONGASTON, WV 26501

304-328-4663

REG. III

Eastern West Virginia

Company Name

Address

Telephone

Fax

E-mail

NEWLONS

Rt. 250 & BEVELY Rd.

ELKINS, WV 26241

304-636-1456

REG. II

Western West Virginia

Company Name

Address

Telephone

Fax

E-mail

ROPE INC.

5522 ELK RIVER Rd

ELKVIEW, WV 25070

304-548-7183

304-548-7186

REG IV

Southern West Virginia

Company Name

Address

Telephone

Fax

E-mail

COUNTRY FARM EQUIP.

1235 MENCEN ST.

PANCASTON, WV 24740

304-425-8273

Central West Virginia

Company Name

Address

Telephone

Fax

E-mail

SUBMITTED BY

ROPE INC.

CUB CADET

MANUFACTURER'S LIMITED WARRANTY FOR CUB CADET COMMERCIAL TANK RECON ZERO-TURN COMMERCIAL RIDING MOWER



IMPORTANT: To obtain warranty coverage owner may be required present proof of purchase and applicable maintenance records to the servicing dealer. Please see the operator's manual for information on required maintenance and service intervals. In addition, Cub Cadet may deny warranty coverage if the hour meter, or any part thereof, is altered, modified, disconnected or otherwise tampered with.

The limited warranty set forth below is given by Cub Cadet LLC with respect to new merchandise used for commercial and related purposes purchased and used in the United States and/or its territories and possessions, and by MTD Products Limited with respect to new merchandise purchased and used in Canada and/or its territories and possessions (either entity respectively, "Cub Cadet").

Cub Cadet warrants this product (excluding its *No-Fault Components*, and *Batteries* as described below) against defects in material and workmanship for a period of two (2) years from the date of original retail purchase or lease and will, at its option, repair or replace, free of charge, any part found to be defective in materials or workmanship.

Batteries have a one-year prorated limited warranty against defects in material and workmanship, with 100% replacement during the first three months. After three months, the battery replacement credit is based on the months remaining in the twelve (12) month period dating back to the original date of original sale or lease. Any replacement battery will be warranted only for the remainder of the original warranty period.

No-Fault Components include only belts, tires, seats and grass bags which are warranted to be free from defects in material and workmanship for a period of thirty (30) days from the date of original purchase or lease.

HOW TO OBTAIN SERVICE: Warranty service is available, WITH PROOF OF PURCHASE AND APPLICABLE MAINTAINCE RECORDS, through your local authorized service dealer. To locate the dealer in your area;

In the U.S.A.:

Check your Yellow Pages, or contact Cub Cadet LLC at P.O. Box 361131, Cleveland, Ohio 44136-0019, or call 1-877-282-8684, or log on to our Web site at www.cubcadetcommercial.com.

In Canada:

For all provinces excluding Quebec contact Modern Power Products d/o MTD Canada Ltd. At 60 Ottawa Street South, Kitchener, Ontario N2G 3S7 or call 1-800-567-6775 or log on to our website at www.cubcadet.ca.

In Quebec contact Les Distributions RVI Ltee. d/o MTD Canada Ltd. 2955 Jean-Baptiste Deschamps, Ville Lachine, Quebec H8T 1C5 or call 1-800-361-5770 or log on to our website at www.cubcadet.info.

This limited warranty does not provide coverage in the following cases:

- a. Routine maintenance items such as lubricants, filters, blade sharpening, tune-ups, brake adjustments, clutch adjustments, deck adjustments, control linkages, drive system, engines, and normal deterioration of the exterior finish due to use or exposure.
- b. Service completed by someone other than an authorized service dealer.
- c. For products sold or exported outside of the United States and/or Canada, and their respective possessions and territories, except those sold through Cub Cadet's authorized channels of export distribution.
- d. Damage or failure resulting from the use of defective or improper replacement parts and/or accessories other than genuine Cub Cadet parts.
- e. Transportation charges and service calls.
- f. Failure to operate and maintain the product in accordance with the Operator's Manual furnished with the product,
- g. Damages and failures resulting from misuse, abuse, neglect, accident, improper maintenance, alteration, vandalism, theft, fire, water, or damage because of other peril or natural disaster.

There are no implied warranties, including without limitation any implied warranty of merchantability or fitness for a particular purpose. No warranties shall apply after the applicable period of express written warranty above. No other express warranties beyond those mentioned above, given by any person or entity, including a dealer or retailer, with respect to any product, shall bind Cub Cadet. The exclusive remedy is repair or replacement of the product as set forth above. The terms of this warranty provide the sole and exclusive remedy arising from the sale and/or lease of the products covered hereby. Cub Cadet shall not be liable for any incidental or consequential loss or damage including, without limitation, expenses incurred for substitute or replacement lawn care services or for rental expenses to temporarily replace a warranted product.

Some jurisdictions do not allow the exclusion or limitation of incidental or consequential damages, or limitations on how long an implied warranty lasts, so the above exclusions or limitations may not apply to you. This limited warranty gives you specific legal rights, and you may also have other rights that vary in different jurisdictions.

In no event shall recovery of any kind be greater than the amount of the purchase price of the product sold. **Alteration of safety features of the product shall void this warranty.** You assume the risk and liability for loss, damage, or injury to you and your property and/or to others and their property arising out of improper use, misuse or inability to use the product. This limited warranty shall not extend to anyone other than the original purchaser/Leasee or to the person for whom it was purchased or leased as a gift.



July 17, 2008

To Whom It May Concern,

This letter is to certify that Rope Inc, Falling Rock WV is an authorized sales and warranty service dealer for Echo, Echo Bear Cat and Red Hawk products.

Thank you.

Don Joseph
Operations Manager
General Power Equipment, Inc
Wholesale Distributor of Echo, Echo Bear Cat and Red Hawk Products for WV.

LAWN09 SERVICE / REPAIR FACILITIES

REG I
Northern West Virginia
Company Name
Address
MORGANTOWN BATTERY CO.
93 CLAY ST.
MORGANTOWN WV 26505
304-296-6912
Telephone
Fax
E-mail

REG. II
Western West Virginia
Company Name
Address
ROPE INC.
5522 EUE RIDGE ROAD
SUNVIEW, WV 25071
304-548-7183
Telephone
Fax
E-mail
info@ropeincorporated.com

REG. III
Eastern West Virginia
Company Name
Address
IMAC'S OUTLET
Rt. 4 Box 265D
GRAFTON, WV 26354
304-612-0534
Telephone
Fax
E-mail

REG IV
Southern West Virginia
Company Name
Address
MOUNTAINVIEW MOWING INC.
450 RAGLAND RD.
BECKLEY, WV 25801
Telephone
Fax
E-mail

Central West Virginia
Company Name
Address
Submitted By
ROPE INC.
Telephone
Fax
E-mail

ECHO



HOMEOWNER WARRANTY

<i>Manufacturer</i>	<i>Chainsaws</i>	<i>Trimmers</i>	<i>Hedge Clippers</i>	<i>Blowers</i>	<i>All Other</i>
Echo	5 Years	5 Years	5 Years	5 Years	5 Years
Stihl	1 Year * 3 Months **	2 Years	2 Years	2 Years	2 Years
Homelite	1 Year	2 Years	N/A	2 Years	N/A
Toro	N/A	2 Years	N/A	N/A	N/A
Ryobi	2 Years	2 Years	2 Years	2 Years	2 Years
Poulan	1 Year	2 Years	N/A	N/A	2 Years
WeedEater	N/A	2 Years	N/A	N/A	N/A
Husqvarna	2 Years	2 Years	2 Years	2 Years	2 Years
RedMax	2 Years	2 Years	2 Years	2 Years	2 Years
Shindaiwa	2 Years	2 Years	2 Years	2 Years	2 Years

COMMERCIAL WARRANTY

<i>Manufacturer</i>	<i>Chainsaws</i>	<i>Back Pack Blowers</i>	<i>Trimmers</i>	<i>Hedge Clippers</i>	<i>Blowers</i>	<i>All Other</i>
Echo	1 Year	2 Years	1 Year	1 Year	1 Year	1 Year
Stihl	3 Months	1 Year	1 Year	1 Year	1 Year	1 Year
Homelite	90 Days	90 Days	90 Days	N/A	90 Days	N/A
Toro	N/A	N/A	90 Days	N/A	N/A	N/A
Ryobi	2 Years	2 Years	2 Years	N/A	N/A	N/A
Poulan	1 Year	90 Days	N/A	N/A	N/A	N/A
Husqvarna	90 Days	1 Year	1 Year	1 Year	1 Year	1 Year
RedMax	3 Months* 1 Year**	2 Years	2 Years	2 Years	2 Years	2 Years
Shindaiwa	90 Days	1 Year	1 Year	1 Year	1 Year	1 Year

ECHO	WARRANTY	
	Homeowner	Commercial
Back Pack Blowers	5 Years	2 Years
All Others		1 Year
Emission Parts	2 Years	2 Years
Single Sided HC Gear Case	5 Years	2 Years
Ignition Module	Lifetime (Parts Only)	Lifetime (Parts Only)
Drive Shaft	Lifetime (Parts Only)	Lifetime (Parts Only)
Drive Cable		Lifetime (Parts Only)
TC Tiller Tines	Lifetime (Parts Only)	Lifetime (Parts Only)
Rapid Loader (Line Locking System)	Lifetime (Parts Only)	Lifetime (Parts Only)
Cutting Attachments	60 Days	30 Days
Parts & Accessories	90 Days	30 Days
Rental	N/A	90 Days

ECHO	WARRANTY	
	Homeowner	Commercial
Back Pack Blowers	5 Years	2 Years
All Others		1 Year
Emission Parts	2 Years	2 Years
Single Sided HC Gear Case	5 Years	2 Years
Ignition Module	Lifetime (Parts Only)	Lifetime (Parts Only)
Drive Shaft	Lifetime (Parts Only)	Lifetime (Parts Only)
Drive Cable		
TC Tiller Tines	Lifetime (Parts Only)	Lifetime (Parts Only)
Rapid Loader (Line Locking System)	Lifetime (Parts Only)	Lifetime (Parts Only)
Cutting Attachments	60 Days	30 Days
Parts & Accessories	90 Days	30 Days
Rental	N/A	90 Days

LAWN09 SERVICE / REPAIR FACILITIES

REG. I
 Northern West Virginia
 Company Name MORGANTOWN BATTERY CO.
 Address 93 CLAY ST.
MORGANTOWN, WV 26505
 Telephone 304-296-6912
 Fax _____
 E-mail _____

REG. III
 Eastern West Virginia
 Company Name MAC'S OUTLET
 Address Rt. 4 Box 265D
GRAFTON, WV 26354
 Telephone 304-612-0534
 Fax _____
 E-mail _____

Central West Virginia
 Company Name SUBMITTED B-1
 Address ROPE INC.
 Telephone _____
 Fax _____
 E-mail _____

REG. II
 Western West Virginia
 Company Name ROPE INC.
 Address 5522 ELK RIVER ROAD
ELKVIEW, WV 25071
 Telephone 304-548-7183
 Fax 304-548-7186
 E-mail _____

Region IV
 Southern West Virginia
 Company Name MAGIC MART
 Address 710 SOUTH COLLEGE AVE.
BLUEFIELD, VA 24605
 Telephone 276-322-3491
 Fax _____
 E-mail _____

RED HAWK EQUIP.



Commercial Mower Operators Manual & Parts List

This mower not intended for consumer use

Special Training is required to operate this mower safely

MOWER MODEL: _____
SERIAL: _____
ENGINE MODEL & HP: _____
DATE PURCHASED: _____
PURCHASED FROM: _____

Important Information about this Manual

This owner's manual is considered a permanent part of mower. It must be available to all of the operators and/or person(s) servicing the mower. Should the mower be resold, this manual must remain with the mower. All information, illustrations, and specifications contained in this manual were in effect at the time of publication. Red Hawk Equipment Mowers reserves the right to change, modify, and discontinue specifications and design without notice. If there is a change that has been made to your mower that is not shown or reflected in this manual, please see your authorized Red Hawk Equipment Mowers dealer before operating and/or servicing of equipment. Congratulations on the purchase of your new Red Hawk Equipment Commercial Mower. We at Red Hawk Equipment Mowers are confident that this mower will provide you with years of excellent performance, durability, and trouble free service when operated and maintained as directed in this manual. Should you ever have any questions regarding the operation, maintenance, or safety of your mower, please contact your authorized Red Hawk Equipment Mower dealer. A space has been provided above to record information about your new Red Hawk Equipment Mower. Please take time to record such information for future reference, especially when you contact an authorized Red Hawk Equipment Mower dealer with questions. **You must receive special training from the dealer before operating this mower.**

WARRANTY STATEMENT

Red Hawk Equipment Mowers are warranted for two (2) years from the original date of purchase for commercial use one year for industrial and rental use against defects in material or workmanship, when operated and maintained in accordance with the Red Hawk Equipment Mowers Owner's Manual. Red Hawk Equipment Mowers will provide, free of charge, any part, no labor will be considered, of the original equipment returned to us or our authorized servicing representative with transportation or postage prepaid and which upon examination shall be defective. The cost of replacing items that is subject to normal wear, such as but not limited to; air filters, belts, blades, oil filters, cables, tubes and tires, will be borne by the purchaser/owner. Engines are warranted by the engine manufacturer. Please see engine owner's manual for engine warranty. This warranty does not cover any mower that has been subject to neglect, negligence, misuse, or accident, or that has been operated in any way contrary to the operating instructions as specified in the Red Hawk Equipment Mowers Owner's Manual. This warranty does not cover any mower, which has been altered or modified, changing the performance or durability. In addition, the warranty is not extended to repairs made necessary by the use of parts or accessories, which, in the reasonable judgment of Red Hawk

Equipment Mowers are compatible with the mower or adversely affect its operation, performance, or durability. This warranty is not transferable. Red Hawk Equipment Mowers assumes no responsibility or incidental, consequential, or other damages including, but not limited to: expense for gasoline, expense of delivering the mower to a Red Hawk Equipment Mower authorized dealer and expense of returning it to the owner, mechanic's travel time and labor, telephone or communication charges, rental of a like product during the time warranty repairs are being performed, travel, loss or damage to personal property, loss of revenue, loss of the use of the time or inconvenience. There are no other expressed or implied warranties and liability for consequential damages under this warranty and are excluded to the extent exclusions are permitted by law. Warranty service will be authorized only when proof of purchase is provided. The proof of purchase must contain the model number, serial number, and date of purchase, purchase price and from whom the unit was purchased. This warranty is limited to parts replacement only. Please retain the defective parts until the replacement parts are received. In some case, the parts may be requested to be returned. If parts are requested to be returned, they must be shipped prepaid and insured. Cost of shipping these parts is the responsibility of the owner or purchaser of the mower.

Important Owner and Dealer Information:

Please note that the warranty on this unit is for parts replacement only. No additional expenses or charges will be considered. Additional expenses and charges include but are not limited to, labor, freight, and travel time and shop expenses. These charges must be borne by the mowers owner or purchaser. If parts replacement is required under this warranty, please send a request to your distributor. The request must contain the following information: part number, quantity, model number, serial number, copy of original bill of sale and a description of the failure. Replacement parts will be shipped to you at no charge. Installations of these parts are not covered under warranty.

IMPORTANT INSTRUCTIONS:

Read the owners manual and make it readily available for future reference.

Be familiar with the operation of the mower. Extreme emphasis should be placed on operator safety and the mower's safety features.

Know the correct mower and engine service and maintenance requirements, and be able to perform or have preformed the service and recommended lubrication as required.

GENERAL


Before servicing, check the mower for such items as belt tension and cutting height adjustment, to be sure mower functions properly. Check attachment of the rear guard and inspect to make sure the chute guard is secure.

HANDLEBARS

This mower is shipped with the handlebars detached. Handlebars must be bolted into position before use. All controls must be properly mounted to the handlebars before starting.

Repairs or Service

IMPORTANT: If service or parts are required, be prepared to supply the service person with the model and serial number of the mower and engine. Include a complete description of the problem encountered.



Central Power

s y s t e m s

3700 Paragon Drive
Columbus, OH 43228
614-876-3533

To: Wally Rollins

From: Pat Hannan

Subject: BSPP and Dolmar Representation

Wally,

Please receive this letter as official notification that you and your company ROPE Inc. are authorized to sell and service both the complete Briggs & Stratton Power Products line and the complete line of Dolmar Power Products. This authorization includes both the equipment and the engines that power the equipment.

If you have any questions about this issue, please feel free to contact me directly.

Thank You,

Pat Hannan

LAWN09 SERVICE / REPAIR FACILITIES

Reg 1

Northern West Virginia
Company Name Loss Inc.
Address 3573 Earle Core Rd
Morgantown WV 26505
304-286-4465
Telephone
Fax
E-mail Contact Bob Eddy

Reg. III

Eastern West Virginia
Company Name Carl Kowther Co.
Address P.O. Box 553
Hubbard WV 26041
304-472-8322
Telephone
Fax
E-mail Contact Carl Kowther

Central West Virginia

Company Name
Address
Telephone
Fax
E-mail

Reg. II


Western West Virginia
Company Name Pool Inc.
Address 5522 Elk River Rd
Elkview WV 25078
304-548-7663
Telephone
Fax
E-mail Info @ poolincorporated.com

Reg IV

Southern West Virginia
Company Name Dave's Radiator Shop
Address 1601 E Main St
Oak Hill WV 25901
801-418-6022
Telephone
Fax
E-mail

Dorman & Dorman
Briggs & Power Products

YOUR COMPETITIVE ADVANTAGE



Dolmar Power Products
PO Box 5007, Alpharetta, GA 30023-5007 (888) 673-7278

LIMITED ONE YEAR WARRANTY Warranty Policy

Every Dolmar tool is thoroughly inspected and tested before leaving the factory. It is warranted to be free of defects from workmanship and materials for the period of ONE YEAR from the date of original purchase. Should any trouble develop during this one-year period, return the COMPLETE tool, freight prepaid, to a Dolmar servicing dealer. If inspection shows the trouble is caused by defective workmanship or material, Dolmar will repair (or, at our option, replace) without charge.

This warranty does not apply where:




- Repairs have been made or attempted by others
- Repairs are required because of normal wear and tear
- The tool has been abused, misused or improperly maintained
- Alterations have been made to the tool

In no event shall Dolmar be liable for any indirect, incidental or consequential damages from the sale or use of the product. This disclaimer applies both during and after the term of warranty.



Dolmar disclaims liability for any implied warranties, including implied warranties of "merchantability" and "fitness for a specific purpose," after the one-year term of this warranty.

This warranty gives you specific legal rights, and you may also have other rights which vary from state to state. Some states do not allow the exclusion of incidental or consequential damages, so the above limitation or exclusion may not apply to you. Some states do not allow limitation on how long an implied warranty lasts, so the above limitation may not apply to you.

INDUSTRIAL & COMMERCIAL DUTY POWER PRODUCTS



Not all brands
available in all areas.



2008 PRODUCT CATALOG



AMT
A subsidiary of The Sunbelt Agri Company



DOLMAR


Dealer's Choice

HONDA

POWER PRODUCTS

PRESSURE WASHERS

3000 PSI



MODEL 20329

FEATURES

- **CAT Triplex Pump**
- **4 Pro-Style Quick Connect Spray Tips**
Offers predefined spray patterns for precise control
- **Stainless Steel Frame**
Prevents against rust and corrosion
- **12" Puncture Resistant NeverFlat Wheels**
- **50' Steel Braided, Non-Marring Hose**
- **Turbo Nozzle**

SPECIFICATIONS

- **PSI:** 3000
- **GPM:** 3.5
- **Briggs & Stratton Vanguard™ Engine**
9.0 HP
- **Adjustable Pressure Regulation**
- **Down-Stream Chemical Injection System**
- **50' Steel Braided, Non-Marring Hose**

WARRANTY
2 YEAR
COMMERCIAL

3400 PSI



MODEL 20275

FEATURES

- **Easy Start™ Pump Technology**
Provides easy, low-effort starting
- **4 ProjectPro™ Nozzles**
Preset pressure and flow settings optimize cleaning for each project
- **30' High Pressure Hose**
- **Stainless Steel Spray Wand**
- **Detergent Injection System**
- **Includes Pressurized Hose Reel**
- **Thermal Relief**
- **10" Solid Wheels**

SPECIFICATIONS

- **PSI:** 3400 Max.
- **GPM:** 2.8 Max.
- **Briggs & Stratton 1150 Series™ Engine**
11.50 ft. lbs. Gross Torque, 249cc.
Reliable and Easy Starting
- **Weight:** 91 lbs.
- **Dimensions:** 23.5" x 18.75" x 20"

2 YEAR
CONSUMER
WARRANTY
90 DAY
COMMERCIAL

PRESSURE WASHERS

4000 PSI



MODEL 90069

FEATURES


- **5 Pro-Style Quick Connect Spray Tips**
Offers predefined spray patterns for precise control
- **Pro-Grade Triplex CAT Pump for commercial applications**
- **Down-Stream Chemical Injection System**
- **Adjustable Pressure Regulation**
- **50' (3/8") Industrial-Grade High-Pressure Hose**
- **Wheel Kit**

SPECIFICATIONS

- **PSI:** 4000
- **GPM:** 4.0
- **Briggs & Stratton Vanguard™ Engine**
13.0 HP
- **Weight:** 144 lbs.
- **Dimensions:** 29.1"L x 25.5"W x 26"H

WARRANTY
2 YEAR
COMMERCIAL

4000 PSI



HONDA

FEATURES

- **Belt Drive Pump & Engine System**
- **Annovi™ Pump**
- **5 Pro-Style Quick Connect Spray Tips**
Offers predefined spray patterns for precise control
- **Spring Loaded Rubber Isolators**
Keep pressure washer from walking
- **Heavy Duty Steel Frame** with Polished Chrome Handles
- **10 Gauge Steel Sub-Frame**
Provides additional support
- **Adjustable Pressure Regulation**
- **Down-Stream Chemical Injection System**
- **50' Steel Braided, Non-Marring Hose**
- **12" Pneumatic Tires**

SPECIFICATIONS

- **PSI:** 4000
- **GPM:** 3.5
- **Honda GX Engine**
13.0 HP

WARRANTY
2 YEAR
COMMERCIAL



Pitt Power Products Company

1241 Freedom Road, Cranberry Township, PA 16066

Phone: 724-778-8200

Fax: 724-778-8206

Internet: www.pittauto.com

***Shindaiwa * Country Clipper * Pramac * Coleman PowerStation * Turf Teq
Baroness * Earthquake * Parker * PECO * Worldlawn * South Pacific Spas***

To Whom it May Concern:

July 9, 2008

Re: R O P E Inc., dba Rollins Outdoor Power Equipment

Pitt Power Products Company is the factory authorized distributor of Shindaiwa, Country Clipper and Worldlawn products in West Virginia. It is our understanding that R O P E Inc., dba Rollins Outdoor Power Equipment, 5522 Elk River Road , Falling Rock, WV 25079 has submitted bids on Shindaiwa, Country Clipper and Worldlawn branded products.

This correspondence is to confirm that R O P E Inc., dba Rollins Outdoor Power Equipment is an authorized dealer for Shindaiwa products and has approved dealer applications in process to also represent Country Clipper and Worldlawn products. Consequently, R O P E Inc., dba Rollins Outdoor Power Equipment has the authority to sell and service equipment manufactured by these three companies.

Sincerely,

Richard Eiseman

Richard Eiseman
Sales Manager

LAWN09 SERVICE / REPAIR FACILITIES

REG. 1

Northern West Virginia
Company Name MORGANTOWN POWER CORP.
Address 1718 MILEGROW RD.
MORGANTOWN, WV 26505
Telephone 304-296-6155
Fax
E-mail

REG. 11

Western West Virginia
Company Name ROPE INC.
Address 5522 UK RIDGE ROAD
ELKVIEW, WV 25071
Telephone 304-548-7183
Fax 304-548-7186
E-mail

REG. 3

Eastern West Virginia
Company Name CRISS SALES
Address Rt. 10 Box 406
BUCKHARTS, WV 26001
Telephone 304-472-1474
Fax
E-mail

REG. 14

Southern West Virginia
Company Name VIAS LAWS & GARDES
Address 800 THORN ST
PRINCETON, WV 24740
Telephone 304-487-8700
Fax
E-mail

Central West Virginia

Company Name SUBMITTED BY
Address ROPE INC.
Telephone
Fax
E-mail

SHINDAIWA DEALERS

LAWN09 SERVICE / REPAIR FACILITIES

REG. I
Northern West Virginia
Company Name
Address
Telephone
Fax
E-mail

RUCKLE POWER EQUIP.
119 BRAND ROAD
MORGANTOWN, WV 26501
304-328-4663

REG. II
Western West Virginia
Company Name
Address
Telephone
Fax
E-mail

ROPE INC.
5522 ELK RIVER ROAD
ELK RIVER, WV 25071
304-548-1183
304-548-7186

REG. III
Eastern West Virginia
Company Name
Address
Telephone
Fax
E-mail

FETTY'S REPAIR
10 FOSTER ST.
BUCKWATER, WV 26001
304-472-5667

REG. IV
Southern West Virginia
Company Name
Address
Telephone
Fax
E-mail

VIAS LAWS & GARDEN
800 THOMAS ST.
PLACEMAN, WV 24740
304-487-8700

Central West Virginia
Company Name
Address
Telephone
Fax
E-mail

SUBMITTED BY
ROPE, INC.

COUNTRY CUTTER



Limited Warranty Statement

Shindaiwa manufactures its products to superior quality standards to afford our customers the highest level of satisfaction. In keeping with this goal, all Shindaiwa products are warranted to the original purchaser as follows:

Warranty Coverage

Shindaiwa Inc. warrants this product to be **free from defects in material and workmanship**, under normal use and maintenance, subject to the periods, limitations and exclusions listed below.

Shindaiwa Inc. will correct any defect in material or workmanship without charge for parts or labor at any authorized Shindaiwa servicing dealer during the covered warranty period.

Warranty Period

PRODUCTS	PERSONAL/CONSUMER*		BUSINESS/COMMERCIAL**			RENTAL***
	Two Years	One Year	One Year	180 Days	90 Days	90 Days
Professional						
Trimmers	•		•			•
Multipurpose Tool Carrier	•		•			•
Multipurpose Tools	•		•			•
Gearcase Attachments	•		•			•
Brushcutters	•		•			•
PowerBroom®	•		•			•
Lawn Edgers	•		•			•
Blowers	•		•			•
Hedge Trimmers	•		•			•
Articulated Hedge Trimmer	•		•			•
Pole Pruner	•		•			•
Pumps	•		•			•
Cut Off Saws					•	•
Chain Saws (gasoline)	•				•	•
Sprayers, Spreaders		•	•			•
1EGR6000 Generator	•		•			•
ES726 Back Pack Sprayer	•		•			•
HomePro®						
Trimmers (22T, 22F)	•			•		•
Spreaders (40RS, 75RS)		•		•		•
Hedge Trimmer (22DH)	•			•		•

* Personal Use: Personal, non-institutional and non-income producing use.

** Commercial Use: Business, commercial, institutional or income producing use.

*** Rental Use: Rental income producing use.

¹ Robin engine covered under Robin-America warranty 2 (two) years consumer and commercial. See Robin warranty statement for details.

- Major ignition components (transistor unit, ignition coil, exciter coil, and pulser coil) applies to all models for internal failures only.
- Solid drive shafts and flex drive cables for Trimmers, Brushcutters, Multipurpose Tool carrier and Tools, Articulated Hedge Trimmer, Pole Pruner, PowerBroom®, and Lawn Edgers.

*A Limited Lifetime warranty coverage applies for (parts replacement only, labor excluded) after the applicable warranty period has expired. Failures due to improper maintenance, lack of lubrication or operation of a trimmer without the line cutter are not covered.

Replacement Parts and Accessories

A ninety (90) day warranty applies to over-the-counter **Replacement Parts** (parts replaced under warranty are covered for the remainder of the original product warranty period).

Accessories such as bars, chains, sprockets, tiller/cultivator tines, trimmer heads, trimmer/brushcutter cutting attachments and PowerBroom® belts are subject to normal wear and tear and are not warranted unless failure was due to a defect in materials or workmanship within ninety (90) days from the original product purchase date.

Emission System Warranty

The U.S. Environmental Protection Agency (EPA) and the California Air Resources Board (CARB) have implemented regulations that set specific exhaust emission limits. Shindaiwa supports the effort to improve air quality and currently tests and certifies engines with both agencies. Emission certified engines can be identified by an "Important Engine Information" label on the engine.

Certain components on these engines have a separate, two year, emission control system warranty. Details of the emission control system warranty limits are provided in the Emission System Warranty Statement section of the product owner's/operator's manual for an emission certified engine.

Warranty Exclusions and Limitations

Shindaiwa Inc. assumes no responsibility for damages, loss or injury resulting from: operating products in a manner not outlined in the owner's manual, normal wear and tear; misuse; modifications to or removal of original component parts; neglect or improper maintenance or adjustments; fuel, oil, fuel mix, filters or parts not conforming to manufacturer's specifications; or service by other than authorized Shindaiwa servicing dealers.

This warranty is limited to the terms stated herein. Shindaiwa Inc. disclaims all liability for incidental or consequential damages. Some states do not allow the exclusion of incidental or consequential damages, so these limitations may not apply. This warranty gives you specific legal rights and you may also have other rights which may vary from state to state.

Shindaiwa reserves the right to change the design or specifications of any product without obligation to modify previously produced units.

Owner's Responsibilities

The owner shall demonstrate reasonable care in the use, maintenance and storage of the Shindaiwa product. Should a warranted failure occur, the owner shall deliver the product to an authorized Shindaiwa servicing dealer for correction.

Proof of purchase must be presented to the repairing authorized Shindaiwa servicing dealer to obtain warranty service. This must include date of purchase, model and serial number, and the name and address of the selling dealer.

This warranty is administered by:

Shindaiwa Inc.
11975 S.W. Herman Road
Tualatin, OR 97062

The logo for Shindaiwa, featuring the word "shindaiwa" in a bold, lowercase, sans-serif font with a registered trademark symbol (®) to the upper right.

Part number: 80435 (Rev. 4/02)

This limited warranty policy is effective as of January 1, 2002. Terms subject to change without notice.

COUNTRY CLIPPER COMMERCIAL EQUIPMENT 2 YEAR LIMITED WARRANTY

Includes: THE BOSS, Charger, and Wide Area Walk Models.

Residential and Commercial Use

For the first two(2) years from the date of the original owner's purchase of one of the above mower models or related accessories, Country Clipper will replace or repair free of charge parts found by examination by the factory to be defective in material or workmanship or both, provided it is operated and maintained as shown by Country Clipper's instructions and manuals. This includes a standard allowance for replacement labor. The engine is covered by the engine manufacturer's Two Year Limited Warranty and is not warranted by Country Clipper. The limited warranty period for equipment used for rental purposes is 90 days.

Wear items such as tires are warranted for 90 days from the purchase date with replacement free of charge for defects in materials or workmanship. Belts are warranted for a period of one(1) year from the purchase date. Blades are consumables and are not warranted. Batteries have a one(1) year limited warranty by the battery manufacturer.

Replacement Parts

Replacement parts for mowers that have exceeded the two year warranty period are warranted for 90 days from the date of replacement against defects in material and workmanship. Belts replaced on units due to warranty carry the balance of the original 12-month warranty of the new mower. Other than belts replaced within this 12-month period, labor on replacement parts is not warranted. Replacement parts on mowers used for rental operation are warranted for 90 days.

A completed Warranty Registration must be returned to Country Clipper as a condition of this Two Year Limited Warranty. The servicing dealer will require proof of purchase. The owner is responsible for delivery of the mower to the Country Clipper approved servicing dealer and its return after warranty work is completed. This warranty applies to the original purchaser only and is non-transferable.

There are no other express warranties for this product in effect during this time period.

All implied warranties, including those of merchantability and fitness for a particular purpose are, unless specifically required by the law of the jurisdiction, hereby excluded. Where implied warranties are required by law, including those of merchantability and fitness for a particular purpose, they are, where allowed by the law of the State, limited to the above stated term of this warranty. Liability for consequential damages, under any and all warranties, both express and implied are hereby excluded unless specifically required by the statutory law of the jurisdiction.

This warranty gives you specific legal rights, and you may also have other rights, which vary from state to state. To contact us for the location of servicing dealerships:

Country Clipper Division
Shivers Manufacturing Inc.
613 West English St.
Corydon, IA 50060-1015
800-344-8237
641-872-2544



DIRT KILLER PRESSURE WASHERS, INC.

1708 Whitehead Road, Suite 103 *Performance Engineered Pressure Washers and Accessories for the Commercial Cleaning Professional.*
Baltimore, Maryland
21207

Phone 410.944.9966
800.544.1188
Fax 410.944.8866
www.dirtkiller.com

ISO 9001 CERTIFIED

July 10, 2008

To Whom It May Concern:

Rope Incorporated is an authorized dealer of Dirt Killer and Kränzle products and can sell equipment, parts and service in the state of West Virginia.

For more information regarding this matter, please contact Dirt Killer Pressure Washers at 800-544-1188.

Thank you,


Jeffrey T. Paulding

Dirt Killer Pressure Washers, Inc.

LAWN09 SERVICE / REPAIR FACILITIES

REG I

Northern West Virginia
Company Name Rope Inc.
Address 3601 Eads, WV
Telephone _____
Fax _____
E-mail _____

REG. III

Eastern West Virginia
Company Name Rope Inc.
Address 3601 Eads, WV
Telephone _____
Fax _____
E-mail _____

REG. II

Western West Virginia
Company Name Rope Inc
Address 5522 Elk River Rd,
3601 Eads, WV 25071
Telephone 304-548-7183
Fax 304-548-7186
E-mail _____
ONLY WV DISTRIBUTOR

REG. IV

Southern West Virginia
Company Name Rope Inc.
Address 3601 Eads, WV
Telephone _____
Fax _____
E-mail _____

DIET KLUSE
PRESSURE WASHERS

Central West Virginia
Company Name _____
Address _____
Telephone _____
Fax _____
E-mail _____

Dirt Killer Pressure Washers, Inc. Warranty Statement

Dirt Killer Pressure Washers warrants all parts of your new pressure washer to be free from manufacturing defects in materials and workmanship for a period of one (1) year from the date of original purchase. Some components may have longer warranty periods over and above the basic one-year limited warranty. Examples would include: Kränzle APG and AQ pump manifolds (10 years), coils (3 years)

Defective parts not subject to normal wear and tear will be repaired or replaced at our option during the warranty period. Exclusions:

1. The engine or motor is covered under separate warranty by its respective manufacturer and is subject to the terms set forth therein.
2. This warranty does not cover parts damaged due to normal wear, misapplication, misuse, operation at other than recommended speeds, pressures or temperatures. Any misuse, abuse, alteration or improper installation or operation will void warranty. Determining whether a part is to be replaced or repaired is solely the decision of Dirt Killer Pressure Washers.
3. Parts damaged or worn because of the use of caustic liquids or by operation in abrasive or corrosive environments or under conditions causing pump cavitation are not warranted.
4. Failure to follow recommended operating and maintenance procedures or failure to use authorized Dirt Killer parts also voids warranty.

Products and parts returned, prepaid to our factory or to a Dirt Killer authorized service center, will be inspected repaired or replaced free of charge if found to be defective and subject to warranty. There are no warranties that extend beyond the description on the face hereof. This warranty applies only to the original owner and is not transferable. Under no circumstances shall Dirt Killer Pressure Washers bear a responsibility for loss of the unit, loss of time or rental, inconvenience, commercial or consequential damages.

Dirt Killer Pressure Washers, Inc.

June 18, 2001



State of West Virginia
 Department of Administration
 Purchasing Division
 2019 Washington Street East
 Post Office Box 50130
 Charleston, WV 25305-0130

Request for Quotation

RFQ NUMBER
LAWN09

PAGE
1

ADDRESS CORRESPONDENCE TO ATTENTION OF
JO ANN ADKINS
304-558-8802

RFQ COPY
 TYPE NAME/ADDRESS HERE

VENDOR

Rope Inc.
 5522 ELK RIVER ROAD
 ELKVIEW, WV 25071

SHIP TO

ALL STATE AGENCIES
 AND POLITICAL SUBDIVISIONS
 VARIOUS LOCALES AS INDICATED
 BY ORDER

DATE PRINTED	TERMS OF SALE	SHIP VIA	FOB	FREIGHT TERMS
06/27/2008				
BID OPENING DATE: 07/10/2008		BID OPENING TIME 01:30PM		

LINE	QUANTITY	UOP	CAT NO	ITEM NUMBER	UNIT PRICE	AMOUNT
*****ADDENDUM NO. 1*****						
1. LAWN09 PRICING PAGES, REVISED 06/27/08 CLARIFYING DISCOUNT FROM LIST IS FOR PARTS ONLY.						
2. VENDOR'S SHALL FURNISH MANUFACTURER'S CERTIFICATION OR AUTHORIZATION THAT INDICATES THE VENDOR IS ABLE TO SUPPLY NEW EQUIPMENT AND PARTS AS BID.						
3. ADDENDUM ACKNOWLEDGEMENT IS ATTACHED. THIS DOCUMENT SHOULD BE SIGNED AND RETURNED WITH YOUR BID. FAILURE TO SIGN AND RETURN MAY RESULT IN DISQUALIFICATION OF YOUR BID.						
*****END OF ADDENDUM NO. 1*****						
ADDENDUM #1 ACKNOWLEDGED <i>X [Signature]</i>						

SEE REVERSE SIDE FOR TERMS AND CONDITIONS		
SIGNATURE	TELEPHONE	DATE
TITLE	FEIN	ADDRESS CHANGES TO BE NOTED ABOVE

WHEN RESPONDING TO RFQ, INSERT NAME AND ADDRESS IN SPACE ABOVE LABELED 'VENDOR'



State of West Virginia
 Department of Administration
 Purchasing Division
 2019 Washington Street East
 Post Office Box 50130
 Charleston, WV 25305-0130

Request for Quotation

RFQ NUMBER
LAWN09

PAGE
1

ADDRESS CORRESPONDENCE TO ATTENTION OF:
 JO ANN ADKINS
 304-558-8802

RFQ COPY
 TYPE NAME/ADDRESS HERE

VENDOR

ROPE INC.
 5522 ELK RIVER ROAD
 ELK RIVER, WV 25071

SHIP TO

ALL STATE AGENCIES
 AND POLITICAL SUBDIVISIONS
 VARIOUS LOCALES AS INDICATED
 BY ORDER

DATE PRINTED 07/10/2008	TERMS OF SALE	SHIP VIA	F.O.B.	FREIGHT TERMS
BID OPENING DATE: 07/17/2008		BID OPENING TIME 01:30PM		

LINE	QUANTITY	UOP	CAT NO	ITEM NUMBER	UNIT PRICE	AMOUNT
*****ADDENDUM NO. 2*****						
1. BID OPENING DATE HAS BEEN MOVED TO 07/17/2008.						
2. UNIT PRICING IS TO REMAIN FIRM FOR A PERIOD OF ONE YEAR.						
*****END OF ADDENDUM NO. 2*****						
0001	1	EA		515-45		
GASOLINE POWERED LAWN MAINTENANCE EQUIPMENT						

ADDENDUM #2
 ACKNOWLEDGED

SEE REVERSE SIDE FOR TERMS AND CONDITIONS

SIGNATURE _____ TELEPHONE _____ DATE _____

TITLE _____ FEIN _____ ADDRESS CHANGES TO BE NOTED ABOVE

WHEN RESPONDING TO RFQ, INSERT NAME AND ADDRESS IN SPACE ABOVE LABELED 'VENDOR'

ITEM 1	LAWN MOWER - 21" / PUSH TYPE	
A: ENGINE: 4.5 HP GAS PER SPECS - B: DECK: 12 TO 14 GA. MIN. C: HANDLES - PER SPEC. - D: POSITIVE OPERATOR CONTROL W/ DEADMAN BAR		
E: WHEELS - METAL HUBS W/ BALL BEARINGS ON A STEEL AXLE - MIN. 8" DIA. REAR WHEEL -		
F: CUTTING 3/4" TO 4" - HAND ADJUSTABLE W/OUT TOOLS. - G: MEET 2005 EMISSION TEST		
FROM BID SHEET: 4.5 HP / SIDE DISCHARGE / PUSH TYPE / 21" CUTTING WIDTH		
	BID SPECIFICATION	BID BY ROPE INCORPORATED
BRAND	TORO	RED HAWK
MODEL	22175	22BQ65DP
ENGINE	4.5 HP	BRIGGS & STRATTON
HP	PUSH	6.5 HP
DRIVE SYSTEM	PUSH	PUSH
CUTTING WIDTH	21"	22"
DECK MATERIAL	.010" THICKNESS	
DECK	FABRICATED	STAMPED STEEL
CUT HEIGHT	3/4" - 4"	1" TO 4"
HAND ADJUSTABLE - USING NO TOOLS	YES	NO
POSITIVE CONTROLS W/DEADMAN BAR	YES	YES
HANDLE SIZE / DIA.	7/8"	7/8"
BALL BEARING WHEELS	YES	YES
STEEL AXLE	YES	YES
TIRE SIZE, FRONT	8"	8"
TIRE SIZE, REAR	8"	12"
WEIGHT		112 LBS
WARRANTY - ENGINE	2 YEARS	2 YEARS
WARRANTY - MACHINE	1 YEARS	1 YEAR
MEETS CA 2005 EMISSION TEST	YES	YES



[Home](#) > [Lawn Mowers](#)

Products

- > [Lawn Mowers](#)
 - > [Grass Catchers & Sulkies](#)
- > [Edgers](#)
- > [Generators](#)
- > [Water Pumps](#)
 - > [Hoses](#)
- > [Compressors](#)
- > [Pressure Washers](#)

Information

- > [Contact RedHawk](#)
- > [Product Registration](#)
- > [Dealer Locator](#)

Lawn Mowers (Model: 22BQ65DP)


[← Back](#)



Pricing and specifications subject to change without prior notice


Copyright © 2006 RED HAWK EQUIPMENT

36KO150H




36" Hydro Drive Walk Behind Lawn Mower

Engine	15 HP Kohler
Blades	2 x 18"
Warranty	1 Year(s)
Weight	550 lbs
Self-Propelled	Yes

 Parts & Manual


FOR SPECIAL PROMOTIONAL PRICING CONTACT YOUR LOCAL DEALER

48KO180H




48" Hydro Drive Walk Behind Lawn Mower

Engine	18 HP Kohler
Blades	3 x 16"
Warranty	1 Year(s)
Weight	650 lbs
Self-Propelled	Yes

 Parts & Manual


FOR SPECIAL PROMOTIONAL PRICING CONTACT YOUR LOCAL DEALER

22BQ65DP




22" Direct Blade Drive High Wheel Lawn Mower

Engine	6.5 HP Briggs & Stratton Quantum
Warranty	1 Year(s)
Weight	112 lbs
Self-Propelled	No

 Parts & Manual


FOR SPECIAL PROMOTIONAL PRICING CONTACT YOUR LOCAL DEALER

22B675BP



22" Belt Blade Drive High Wheel Lawn Mower

Engine	6.75 HP Briggs & Stratton Intek
Warranty	1 Year(s)
Weight	126 lbs
Self-Propelled	No

 Parts & Manual

FOR SPECIAL PROMOTIONAL PRICING CONTACT YOUR LOCAL DEALER



Commercial Mower Operators Manual & Parts List

This mower not intended for consumer use

Special Training is required to operate this mower safely

MOWER MODEL: _____

SERIAL: _____

ENGINE MODEL & HP: _____

DATE PURCHASED: _____

PURCHASED FROM: _____

Important Information about this Manual

This owner's manual is considered a permanent part of mower. It must be available to all of the operators and/or person(s) servicing the mower. Should the mower be resold, this manual must remain with the mower. All information, illustrations, and specifications contained in this manual were in effect at the time of publication. Red Hawk Equipment Mowers reserves the right to change, modify, and discontinue specifications and design without notice. If there is a change that has been made to your mower that is not shown or reflected in this manual, please see your authorized Red Hawk Equipment Mowers dealer before operating and/or servicing of equipment. Congratulations on the purchase of your new Red Hawk Equipment Commercial Mower. We at Red Hawk Equipment Mowers are confident that this mower will provide you with years of excellent performance, durability, and trouble free service when operated and maintained as directed in this manual. Should you ever have any questions regarding the operation, maintenance, or safety of your mower, please contact your authorized Red Hawk Equipment Mower dealer. A space has been provided above to record information about your new Red Hawk Equipment Mower. Please take time to record such information for future reference, especially when you contact an authorized Red Hawk Equipment Mower dealer with questions. **You must receive special training from the dealer before operating this mower.**

WARRANTY STATEMENT

Red Hawk Equipment Mowers are warranted for two (2) years from the original date of purchase for commercial use one year for industrial and rental use against defects in material or workmanship, when operated and maintained in accordance with the Red Hawk Equipment Mowers Owner's Manual. Red Hawk Equipment Mowers will provide, free of charge, any part, no labor will be considered, of the original equipment returned to us or our authorized servicing representative with transportation or postage prepaid and which upon examination shall be defective. The cost of replacing items that is subject to normal wear, such as but not limited to; air filters, belts, blades, oil filters, cables, tubes and tires, will be borne by the purchaser/owner. Engines are warranted by the engine manufacturer. Please see engine owner's manual for engine warranty. This warranty does not cover any mower that has been subject to neglect, negligence, misuse, or accident, or that has been operated in any way contrary to the operating instructions as specified in the Red Hawk Equipment Mowers Owner's Manual. This warranty does not cover any mower, which has been altered or modified, changing the performance or durability. In addition, the warranty is not extended to repairs made necessary by the use of parts or accessories, which, in the reasonable judgment of Red Hawk

ITEM 3	LAWN MOWER - 36" HYDRO	
A: ENGINE: 15 HP GAS PER SPECS - B: DECK: 12 TO 14 GA. MIN. C: HANDLES - PER SPEC. - D: POSITIVE OPERATOR CONTROL W/ DEADMAN BAR		
E: WHEELS - METAL HUBS W/ BALL BEARINGS ON A STEEL AXLE - MIN. 8" DIA. REAR WHEEL -		
F: CUTTING 3/4" TO 4" - HAND ADJUSTABLE W/OUT TOOLS. - G: MEET 2005 EMISSION TEST		
FROM BID SHEET: 15 HP / SIDE DISCHARGE / HYDROSTATIC DRIVE / 36" CUTTING WIDTH /		
	BID SPECIFICATION	BID BY ROPE INCORPORATED
BRAND	GRAVELY	COUNTRY CLIPPER
MODEL	HR1536FXP	1536KAH-SR10
ENGINE	KAWASAKI	KAWASAKI
ELECTRIC START	YES	YES
HP	15 HP	15 HP
DRIVE SYSTEM	HYDROSTATIC	HYDROSTATIC
DECK SIZE	36"	36"
FULL FLOATING DECK	YES	YES
FUEL CAPACITY	6 GALLON	6 GALLON
SPEED - FORWARD	0 - 8.5 MPH	0 - 7 MPH
SPEED - REVERSE	0 - 3.7 MPH	0 - 3.5 MPH
REAR TIRES	18 X 8.50	16 X 6.5 - 8
FRONT TIRES	9 X 3.5	9 X 3.5 - 4
BLADE TIP SPEED	18000	APPROX. - 19,000 FPM
DECK	FABRICATED	FABRICATED
DECK CONST.	7 GA	1/4" TOP PLATE - 10 GA. BASE / 7 GA. TRIM
CUT HEIGHT	1" - 4"	1.5" - 4.5"
POSITIVE CONTROLS W/DEADMAN BAR	YES	YES
LENGTH	79"	77"
WIDTH	38.2" WO CHUTE	46" W/ CHUTE
WEIGHT	594 LBS	560 LBS.
WARRANTY - ENGINE	2 YEARS	2 YEARS
WARRANTY - MACHINE	1 YEARS	2 YEARS
MEETS CA 2005 EMISSION TEST	YES	YES

COUNTRY CLIPPER
First With Innovations That Last

PRODUCTS

RESIDENTIAL/ACREAGE

COMMERCIAL

WALK-BEHIND

ACCESSORIES

FINANCING

WHERE TO BUY

ADVANTAGES

ABOUT US

CONTACT US

HOME

COUNTRY CLIPPER ADVANTAGE

Easy To Use Joystick Controls

Download Video >

Stand Up Deck


Download Video >



RESIDENTIAL/ACREAGE COMMERCIAL WALK-BEHIND ACCESSORIES

Walk-Behind

The Best Value In Wide-Area Walk-Behind Mowers



TREK_{HYDRO}

Features | Where To Buy | Financing | Specifications

The Trek-Hydro line of hydrostatic powered walk behind mowers has Country Clipper's innovative features that set industry standards. The Trek-Hydro features Country Clipper's exclusive patented stand-up deck that positions the deck vertically for easy maintenance and under-deck access. Twin tracking levers place ground speed and "on-the-go" tracking adjustment at your fingertips. The Trek-Hydro also features a full floating deck, convenient cutting height adjustment, and large fuel capacity.

Country Clipper warranties are the best in the business.



You can be confident that you are buying the very best! The Trek Series carries outstanding residential and commercial warranties, and is backed by our exceptional service.



Plus, get a 3rd and 4th year limited warranty on select components. Simply return your warranty registration within 10 days to get this extra warranty. For complete warranty details, see your local dealer.

Trek Hydro Specifications

FEATURE	1536KAH-SR10	MODEL	1548KAH-SR10
Power Engine		Kawasaki	
Horsepower		15 hp	
Cylinders		Twin Cylinder	
Oil Capacity		1.9 qt w/filter	
Hydrostatic Transmission		Hydrogear Pumps, Parker-Ross Wheel Motors	
Steering Control		Twin Pistol Grips w/ Twin Track System	
Fuel Capacity		6 Gallon	
Tires, Rear		16" x 6.5-8"	
Tires, Front		9" x 3.5-4"	
Turning Radius		Zero-Turn	
Ground Speed Forward		7 mph (Ininitely)	
Reverse		3 1/2 mph (Ininitely)	
Length		75"	
Height		43-1/2"	
Width, Tractor (outside rear tires)		35-3/4"	
Deck, Width (with chute)	46"		58"
Cutting Width	36"		48"
Blade Length	2 - 18-3/8"		3 - 17"
Spindle Assy		Cast Iron Housing w/ 1-1/8" Shaft Greasable	
Construction		Full Complement Front/Rear Baffles, Reinforced Bull Nose/ Multi Layer Laminated Deck Shell, Fabricated, Welded Anti-Scalping Rollers, Stand Up Deck	
Cutting Height		1-1/2" to 4-1/2"	
Blade Clutch		Electric	
Blade Tip Speed		All Decks Approximate 19000 ft/min @ 3600 rpm	
Weight	550 lbs		575 lbs
Electric Start		No	
Hour Meter		No	
Cup Holder		No	
Arm Rests		No	
Head Light Kit		No	
Mulch Kit		No	
Pivoting Front End		No	

Due to continuous product improvement, all specifications subject to change without notice.

[BACK TO TOP](#)



Specifications

ITEM	2008 Model Year	
	1536KAH-SR10	1548KAH-SR10
Power Engine	Kawasaki KAI Series	
Horsepower	15-HP	
Cylinders	Twin Cylinder	
Bore X Stroke	2.5 x 2.6 in. (65 x 65mm)	
Displacement	431cc (26.3 cu. in.)	
Fuel Capacity	6 Gallon	
Ignition	Recoil	
Transmission	HydroGear BDP-10A	
Drive System	Parker-Ross Wheel Motors	
Forward Speed (mph)	0-7 (infinitely variable)	
Reverse Speed (mph)	0-3½ (infinitely variable)	
Turning Radius	Zero-turn	
Tires - Drive	16 x 6.50-8 (4-ply)	
Tires - Front	9 x 3.50-4 (4-ply)	
Height - (overall)	43½"	
Length - (overall)	77"	
Length - (power unit only)	44"	
Width - (outside rear drive tires)	35¾"	
Weight (approx - deck frame included)	400 lb	450 lb
Other Features	All automatic belt take-ups; Self-adjusting belt idlers	
Hour Meter	Standard	
Blade Clutch	Electric	
Deck Specifications		
FEATURE	36W	48W
Cutting Width	36"	48"
Width Overall	46"	58"
Number of Blades	2	3
Blade Tip Speed	Approx. 19,000 fpm @ 3600 RPM	
Cutting Height	1½-4½"	
Anti-scalp Rollers	0	3
Floating Deck	Quick adjust, full-floating deck	
Spindle Assembly	Cast iron housing; 1⅛" shaft	
Pulley Wheels	Cast iron	
Deck Construction	Reinforced top plate ¼" minimum thickness; 10-gauge base, 7-gauge trim edge; Front bullnose reinforcement.	
Baffling	Full front and rear deck baffles	
Deck Weight	160 lb.	185 lb.

Due to product improvement and other requirements, specifications are subject to change without notice.

COUNTRY CLIPPER COMMERCIAL EQUIPMENT 2 YEAR LIMITED WARRANTY

Includes: THE BOSS, Charger, and Wide Area Walk Models.

Residential and Commercial Use

For the first two(2) years from the date of the original owner's purchase of one of the above mower models or related accessories, Country Clipper will replace or repair free of charge parts found by examination by the factory to be defective in material or workmanship or both, provided it is operated and maintained as shown by Country Clipper's instructions and manuals. This includes a standard allowance for replacement labor. The engine is covered by the engine manufacturer's Two Year Limited Warranty and is not warranted by Country Clipper. The limited warranty period for equipment used for rental purposes is 90 days.

Wear items such as tires are warranted for 90 days from the purchase date with replacement free of charge for defects in materials or workmanship. Belts are warranted for a period of one(1) year from the purchase date. Blades are consumables and are not warranted. Batteries have a one(1) year limited warranty by the battery manufacturer.

Replacement Parts

Replacement parts for mowers that have exceeded the two year warranty period are warranted for 90 days from the date of replacement against defects in material and workmanship. Belts replaced on units due to warranty carry the balance of the original 12-month warranty of the new mower. Other than belts replaced within this 12-month period, labor on replacement parts is not warranted. Replacement parts on mowers used for rental operation are warranted for 90 days.

A completed Warranty Registration must be returned to Country Clipper as a condition of this Two Year Limited Warranty. The servicing dealer will require proof of purchase. The owner is responsible for delivery of the mower to the Country Clipper approved servicing dealer and its return after warranty work is completed. This warranty applies to the original purchaser only and is non-transferable.


There are no other express warranties for this product in effect during this time period.

All implied warranties, including those of merchantability and fitness for a particular purpose are, unless specifically required by the law of the jurisdiction, hereby excluded. Where implied warranties are required by law, including those of merchantability and fitness for a particular purpose, they are, where allowed by the law of the State, limited to the above stated term of this warranty. Liability for consequential damages, under any and all warranties, both express and implied are hereby excluded unless specifically required by the statutory law of the jurisdiction.

This warranty gives you specific legal rights, and you may also have other rights, which vary from state to state. To contact us for the location of servicing dealerships:

Country Clipper Division
Shivvers Manufacturing Inc.
613 West English St.
Corydon, IA 50060-1015
800-344-8237
641-872-2544

ITEM 4	LAWN MOWER - 48" HYDRO	A: ENGINE: 18 HP GAS PER SPECS - B: DECK: 12 TO 14 GA. MIN. C: HANDLES - PER SPEC. - D: POSITIVE OPERATOR CONTROL W/ DEADMAN BAR E: WHEELS - METAL HUBS W/ BALL BEARINGS ON A STEEL AXLE - MIN. 8" DIA. REAR WHEEL - F: CUTTING 3/4" TO 4" - HAND ADJUSTABLE W/OUT TOOLS. - G: MEET 2005 EMISSION TEST FROM BID SHEET: 18 HP / SIDE DISCHARGE / HYDROSTATIC DRIVE / 48" CUTTING WIDTH /
	BID SPECIFICATION	BID BY ROPE INCORPORATED
BRAND	JOHN DEERE	HUSQVARNA
MODEL	7H17	WH4817EFQ
ENGINE	KAWASAKI	KAWASAKI
ELECTRIC START	YES	YES
HP	17 HP	21 HP
DRIVE SYSTEM	HYDROSTATIC	HYDROSTATIC
DECK SIZE	48"	48"
FULL FLOATING DECK	YES	YES
FUEL CAPACITY	6 GALLON	5.3 GALLON
SPEED - FORWARD	0 - 7.0 MPH	0 - 7.0 MPH
SPEED - REVERSE	0 - 3.0 MPH	0 - 3.0 MPH
ELECT. BLADE CLUTCH	YES	YES
REAR TIRES	18 X 8.50-8	18 X 7.5-8
FRONT TIRES	9 X 3.5	11 X 3.5-5
BLADE TIP SPEED	18,500 FPM	18,200 FPM
DECK	FABRICATED	FABRICATED
DECK CONST.	7 GA	11 GA
CUT HEIGHT	1" - 4.5"	1.5" - 6"
HOURLY METER	YES	YES
POSITIVE CONTROLS W/DEADMAN BAR	YES	YES
LENGTH	79"	73"
WIDTH	62" W CHUTE	65" W/ CHUTE
WEIGHT	585 LBS.	680 LBS.
WARRANTY - ENGINE	2 YEARS	2 YEARS
WARRANTY - MACHINE	2 YEARS	3 YEARS
MEETS CA 2005 EMISSION TEST	YES	YES



High productivity and precision control.

The Hydro Floating Deck Series, the largest of the walk-behind mowers, features a cutting deck that floats over imperfections in the lawn to


prevent deck contact. Premium hydraulic pumps and the advanced ETS control system round out this high performance package.

- ETS (Easy Touch System) controls
- Floating cutting deck
- Dual Hydro-Gear pumps
- QuickLift cutting height adjustment
- Electric start and electric PTO
- 7 mph top speed
- Up to 3 acres/hour productivity
- 3 year limited commercial warranty

For more information, see page 132...

HUSQVARNA WH5221EFQ Kawasaki V-Twin – 21 hp* – 52" cutting width

HUSQVARNA WH4817EFQ Kawasaki V-Twin – 17 hp* – 48" cutting width



Maximum performance, minimum maintenance.

The heart of the WH Fixed Deck Hydro series is a pair of IZT transaxles which offer smooth, consistent performance with zero maintenance.


ETS controls and the rugged fixed deck provide the stability and maneuverability to conquer even the most demanding tasks.

- ETS (Easy Touch System) controls
- Fixed cutting deck
- Dual IZT hydraulic transmission
- Lever activated neutral/park brake
- Recoil start
- Up to 2.5 acres/hour productivity
- 3 year limited commercial warranty

For more information, see page 132...

HUSQVARNA WH4817E Kawasaki V-Twin – 17 hp* – 48" cutting width

HUSQVARNA WH3615E Kawasaki V-Twin – 15 hp* – 36" cutting width



Built for simplicity and durability.

The WG series of gear driven walk-behind mowers features a commercial duty 5-Speed peerless transmission and feeds the drive wheels via

heavy-duty cogged belts. Cutting deck, engine and control choices provide the versatility to tailor a machine to your specific requirements.

- Pistol grip or advanced ETS controls
- Fixed cutting deck
- 5 speed Peerless transmission
- Reinforced cogged belts
- Heavy-duty front casters
- 3 year limited commercial warranty

For more information, see page 132...

HUSQVARNA WG4815E Kawasaki V-Twin – 15 hp* – 48" cutting width

HUSQVARNA WG3613E Kawasaki V-Twin – 13 hp* – 36" cutting width

HUSQVARNA WG4815P Kawasaki V-Twin – 15 hp* – 48" cutting width

HUSQVARNA WG3613P Kohler Single – 13 hp* – 36" cutting width

HUSQVARNA WG3213P Kohler Single – 13 hp* – 32" cutting width

* = Engine power values are as rated by the engine manufacturer.

Technical specifications and accessories for commercial walk-behind mowers.

Specifications	WH5221EFQ	WH4817EFQ	WH4817E	WH3615E	WG4815E	WG3613E
Engine	Kawasaki V-Twin	Kawasaki V-Twin	Kawasaki V-Twin	Kawasaki V-Twin	Kawasaki V-Twin	Kawasaki V-Twin
Power, hp*	21	17	17	15	15	13
Starter	Electric	Electric	Recoil	Recoil	Recoil	Recoil
Digital hour meter	•	•	•	•	-	-
Cutting width, inches	52	48	48	36	48	36
Adjustable cutting height, inches	1.5-6	1.5-6	1.5-5	1.5-5	1.5-5	1.5-5
Deck height adjustment	QuickLift	QuickLift	Manual	Manual	Manual	Manual
Spindle type	Tapered, Roller	Tapered, Roller	Tapered, Roller	Tapered, Roller	Maintenance Free	Maintenance Free
Adjustable anti-scalp rollers	3	2	-	-	-	-
Deck type	Fabricated 11 gauge	Fabricated 11 gauge	Fabricated 11 gauge	Fabricated 11 gauge	Stamped 11 gauge	Fabricated 11 gauge
Blades (number/length), inches	3 / 18	3 / 16 1/4	3 / 16 1/4	2 / 18	3 / 16 1/4	2 / 18
Blade-tip speed, ft/min	18,000	15,900	15,900	17,600	15,900	17,600
Blade engagement	Electric Clutch 125 ft/lb	Electric Clutch 125 ft/lb	Electric Clutch 125 ft/lb	Electric Clutch 125 ft/lb	Manual PTO	Manual PTO
Drive system	Dual Hydro pumps / Wheel Motors	Dual Hydro pumps / Wheel Motors	Dual Hydro-Gear IZT Transmission	Dual Hydro-Gear IZT Transmission	5 Speed Belt Drive	5 Speed Belt Drive
Controls	Easy Touch System	Easy Touch System	Easy Touch System	Easy Touch System	Easy Touch System	Easy Touch System
Speed min, max (fwd/rev), mph	0-7 / 0-3	0-7 / 0-3	0-6 / 0-3	0-6 / 0-3	2-6 / assisted reverse	2-6 / assisted reverse
Front caster tires, inches	11 x 3.5-5	11 x 3.5-5	9 x 3.5-4	9 x 3.5-4	9 x 3.5-4	9 x 3.5-4
Rear drive tires, inches	18 x 7.5-8	18 x 7.5-8	16 x 6.5-8	16 x 6.5-8	13 x 6.5-6	13 x 6.5-6
Fuel capacity, gallons	5.3	5.3	5.3	5.3	5.3	5.3
Hydraulic reservoir	3 Quart	3 Quart	Maintenance Free	Maintenance Free	-	-
Weight, less fuel, lbs	680	660	485	460	470	445
Width (chute up/down), inches	53 / 65	49 / 59	49 / 59	37 / 47	49 / 59	37 / 47
Length/height, inches	73 / 44	73 / 44	72 / 44	75 / 42	66 / 42	66 / 42
Productivity, acres/hr**	3.0	2.8	2.5	2.0	2.4	1.8
Commercial warranty, years***	3	3	3	3	3	3


Accessory guide	WH5221EFQ	WH4817EFQ	WH4817E	WH3615E	WG4815E	WG3613E
Catcher - 3 bushel or 5 bushel	(•)	(•)	(•)	(•)	(•)	(•)
Mulch Kit	(•)	(•)	(•)	(•)	(•)	(•)
Weight Kit	-	-	(•)	(•)	(•)	(•)
Sulky	(•)	(•)	(•)	(•)	(•)	(•)
Side Discharge	•	•	•	•	•	•

• = Standard - = Not available (•) = Optional

* = Engine power values are as rated by the engine manufacturer. ** = Productivity (80% efficiency): width of cut x ground speed / 120 = Acres per hour.

*** = 3 year limited commercial warranty, see retailer for details.

ITEM 5	LAWN MOWER - 52" HYDRO	A: ENGINE: 20 HP GAS PER SPECS - B: DECK: 12 TO 14 GA. MIN. C: HANDLES - PER SPEC. - D: POSITIVE OPERATOR CONTROL W/ DEADMAN BAR E: WHEELS - METAL HUBS W/ BALL BEARINGS ON A STEEL AXLE - MIN. 8" DIA. REAR WHEEL - F: CUTTING 3/4" TO 4" - HAND ADJUSTABLE W/OUT TOOLS. - G: MEET 2005 EMISSION TEST FROM BID SHEET: 20 HP / SIDE DISCHARGE / HYDROSTATIC DRIVE / 52" CUTTING WIDTH /
BRAND	EXMARK	HUSQVARNA
MODEL	TT23KCFMD524	WH5221EFQ
ENGINE	KOHLER	KAWASAKI
ELECTRIC START	YES	YES
HP	20 HP	21 HP
DRIVE SYSTEM	HYDROSTATIC	HYDROSTATIC
DECK SIZE	52"	52"
FULL FLOATING DECK		
FUEL CAPACITY	NOT SHOWN IN LITERATURE	5.3 GALLON
SPEED - FORWARD	0 - 6.75 MPH	0 - 7.0 MPH
SPEED - REVERSE	0 - 2.25 MPH	0 - 3.0 MPH
ELECT. BLADE CLUTCH	200 FT./LB.	125 FT./LB.
REAR TIRES	18 X 8.50-8	18 X 7.5-8
FRONT TIRES	11 X 4.0-5	11 X 3.5-5
BLADE TIP SPEED	18,500 FPM	18,200 FPM
DECK	FABRICATED	FABRICATED
DECK CONST.	NOT SHOWN IN LITERATURE	11 GA
CUT HEIGHT	1.5" - 5"	1.5" - 6"
HOURLY METER	YES	YES
POSITIVE CONTROLS W/DEADMAN BAR	YES	YES
LENGTH	83.4"	73"
WIDTH	72.2 W CHUTE	65" W/ CHUTE
WEIGHT	428 LBS.	680 LBS.
WARRANTY - ENGINE	2 YEARS	2 YEARS
WARRANTY - MACHINE	2 YEARS	5 YEARS LIMITED COMMERCIAL
MEETS CA 2005 EMISSION TEST	YES	YES



High productivity and precision control.

The Hydro Floating Deck Series, the largest of the walk-behind mowers, features a cutting deck that floats over imperfections in the lawn to


prevent deck contact. Premium hydraulic pumps and the advanced ETS control system round out this high performance package.

- ETS (Easy Touch System) controls
- Floating cutting deck
- Dual Hydro-Gear pumps
- QuickLift cutting height adjustment
- Electric start and electric PTO
- 7 mph top speed
- Up to 3 acres/hour productivity
- 3 year limited commercial warranty

For more information, see page 132...

HUSQVARNA WH5221EFQ Kawasaki V-Twin – 21 hp* – 52" cutting width

HUSQVARNA WH4817EFQ Kawasaki V-Twin – 17 hp* – 48" cutting width



Maximum performance, minimum maintenance.

The heart of the WH Fixed Deck Hydro series is a pair of IZT transaxles which offer smooth, consistent performance with zero maintenance.


ETS controls and the rugged fixed deck provide the stability and maneuverability to conquer even the most demanding tasks.

- ETS (Easy Touch System) controls
- Fixed cutting deck
- Dual IZT hydraulic transmission
- Lever activated neutral/park brake
- Recoil start
- Up to 2.5 acres/hour productivity
- 3 year limited commercial warranty

For more information, see page 132...

HUSQVARNA WH4817E Kawasaki V-Twin – 17 hp* – 48" cutting width

HUSQVARNA WH3615E Kawasaki V-Twin – 15 hp* – 36" cutting width



Built for simplicity and durability.

The WG series of gear driven walk-behind mowers features a commercial duty 5-Speed peerless transmission and feeds the drive wheels via

heavy-duty cogged belts. Cutting deck, engine and control choices provide the versatility to tailor a machine to your specific requirements.

- Pistol grip or advanced ETS controls
- Fixed cutting deck
- 5 speed Peerless transmission
- Reinforced cogged belts
- Heavy-duty front casters
- 3 year limited commercial warranty

For more information, see page 132...

HUSQVARNA WG4815E Kawasaki V-Twin – 15 hp* – 48" cutting width

HUSQVARNA WG3613E Kawasaki V-Twin – 13 hp* – 36" cutting width

HUSQVARNA WG4815P Kawasaki V-Twin – 15 hp* – 48" cutting width

HUSQVARNA WG3613P Kohler Single – 13 hp* – 36" cutting width

HUSQVARNA WG3213P Kohler Single – 13 hp* – 32" cutting width

* = Engine power values are as rated by the engine manufacturer.

Technical specifications and accessories for commercial walk-behind mowers.

Specifications	WHS221EFQ	WH4817EFQ	WH4817E	WH3615E	WG4815E	WG3613E
Engine	Kawasaki V-Twin	Kawasaki V-Twin	Kawasaki V-Twin	Kawasaki V-Twin	Kawasaki V-Twin	Kawasaki V-Twin
Power, hp*	21	17	17	15	15	13
Starter	Electric	Electric	Recoil	Recoil	Recoil	Recoil
Digital hour meter	•	•	•	•	-	-
Cutting width, inches	52	48	48	36	48	36
Adjustable cutting height, inches	1.5-6	1.5-6	1.5-5	1.5-5	1.5-5	1.5-5
Deck height adjustment	QuickLift	QuickLift	Manual	Manual	Manual	Manual
Spindle type	Tapered, Roller	Tapered, Roller	Tapered, Roller	Tapered, Roller	Maintenance Free	Maintenance Free
Adjustable anti-scalp rollers	3	2	-	-	-	-
Deck type	Fabricated 11 gauge	Fabricated 11 gauge	Fabricated 11 gauge	Fabricated 11 gauge	Stamped 11 gauge	Fabricated 11 gauge
Blades (number/length), inches	3 / 18	3 / 16 1/4	3 / 16 1/4	2 / 18	3 / 16 1/4	2 / 18
Blade-tip speed, ft/min	18,000	15,900	15,900	17,600	15,900	17,600
Blade engagement	Electric Clutch 125 ft/lb	Electric Clutch 125 ft/lb	Electric Clutch 125 ft/lb	Electric Clutch 125 ft/lb	Manual PTO	Manual PTO
Drive system	Dual Hydro pumps / Wheel Motors	Dual Hydro pumps / Wheel Motors	Dual Hydro-Gear IZT Transmission	Dual Hydro-Gear IZT Transmission	5 Speed Belt Drive	5 Speed Belt Drive
Controls	Easy Touch System	Easy Touch System	Easy Touch System	Easy Touch System	Easy Touch System	Easy Touch System
Speed min, max (fwd/rev), mph	0-7 / 0-3	0-7 / 0-3	0-6 / 0-3	0-6 / 0-3	2-6 / assisted reverse	2-6 / assisted reverse
Front caster tires, inches	11 x 3.5-5	11 x 3.5-5	9 x 3.5-4	9 x 3.5-4	9 x 3.5-4	9 x 3.5-4
Rear drive tires, inches	18 x 7.5-8	18 x 7.5-8	16 x 6.5-8	16 x 6.5-8	13 x 6.5-6	13 x 6.5-6
Fuel capacity, gallons	5.3	5.3	5.3	5.3	5.3	5.3
Hydraulic reservoir	3 Quart	3 Quart	Maintenance Free	Maintenance Free	-	-
Weight, less fuel, lbs	680	660	485	460	470	445
Width (chute up/down), inches	53 / 65	49 / 59	49 / 59	37 / 47	49 / 59	37 / 47
Length/height, inches	73 / 44	73 / 44	72 / 44	75 / 42	66 / 42	66 / 42
Productivity, acres/hr**	3.0	2.8	2.5	2.0	2.4	1.8
Commercial warranty, years***	3	3	3	3	3	3

Accessory guide	WHS221EFQ	WH4817EFQ	WH4817E	WH3615E	WG4815E	WG3613E
Catcher - 3 bushel or 5 bushel	(•)	(•)	(•)	(•)	(•)	(•)
Mulch Kit	(•)	(•)	(•)	(•)	(•)	(•)
Weight Kit	-	-	(•)	(•)	(•)	(•)
Sully	(•)	(•)	(•)	(•)	(•)	(•)
Side Discharge	•	•	•	•	•	•

• = Standard - = Not available (•) = Optional

* = Engine power values are as rated by the engine manufacturer. ** = Productivity (80% efficiency): width of cut x ground speed / 120 = Acres per hour.

*** = 3 year limited commercial warranty, see retailer for details.

ITEM 6	LINE TRIMMER/BRUSH CUTTER	
A: ENGINE: 2-CYCLE, GAS - ALUM. CYLINDER WITH CHROME LINING - PISTON RING WITH 2 PISTON RINGS - FULLY SUPPORTED CRANKSHAFT WITH BALL BEARINGS EACH END - RECOIL STARTER - 18 OZ. MIN. FUEL TANK CAPACITY -		
36 CC MIN. ENGINE DISPLACEMENT - B: POSITIVE OPERATOR CONTROLS - C: SHAFT - STRAIGHT SOLID STEEL SHAFT -		
D: HEAD: STRING TRIMMER WITH SHIELD - 17" MIN. - E: WARRANTY - F: ACCESSORIES: AS LISTED		
BID SPECS: 31.4 CC MIN. DISPLACEMENT		
BRAND	STIHL	BID BY ROPE INC.
MODEL	FS 100 RX	SHINDAIWA T270
ENGINE SIZE	31.4 CC / 1.9 CU.IN.	27.2 CC / 1.7 CU. IN.
ENGINE POWER	1.05 KW / 1.4 HP	1.1 KW / 1.5 HP
2 - CYCLE	YES	YES
# PISTON RINGS	2	2
SUPPORT CRANK W/ BALL BEARINGS	YES	YES
RECOIL START	YES	YES
FUEL TANK	18.0 OZ.	22.6 OZ.
POSITIVE OPERATOR CONTROLS	YES	YES
STRAIGHT SOLID STEEL SHAFT	YES	YES
TRIMMER HEAD W/ SHIELD - 17"	YES	YES
LOOP HANDLE	YES	YES
WEIGHT	10.4 LBS.	14.7 LBS.
WARRANTY	1 YEAR	1 YEAR


T261

Users can expect the T261, with its low emission technology, to deliver the same mobility and incredible torque found in the legendary T260.

DISPLACEMENT	1.5 cu. in. (24.1 cc)
OUTPUT	1.2 hp (0.9 kW)
DRY WEIGHT*	13.9 lbs. (6.3 kg)
OVERALL LENGTH	70 in. (177 cm)
CARBURETOR	TK Slide-valve
FUEL CAPACITY	24.3 oz. (720 ml)
FUEL 50:1 RATIO	Fuel/mixing oil



* Dry weight, less attachment



T261X
OPTIONAL BLADE
CAPABLE MODEL


T272

Trust the pros. Landscapers choose the T272 trimmer series because it's tough enough for any mid-sized job and mobile enough to use all day.

DISPLACEMENT	1.7 cu. in. (27.2 cc)
OUTPUT	1.4 hp (1.1 kW)
DRY WEIGHT*	14.7 lbs. (6.7 kg)
OVERALL LENGTH	70.1 in. (178 cm)
CARBURETOR	Walbro Barrel-valve
FUEL CAPACITY	22.6 oz. (670 ml)
FUEL 50:1 RATIO	Fuel/mixing oil



* Dry weight, less attachment



T272X
OPTIONAL BLADE
CAPABLE MODEL

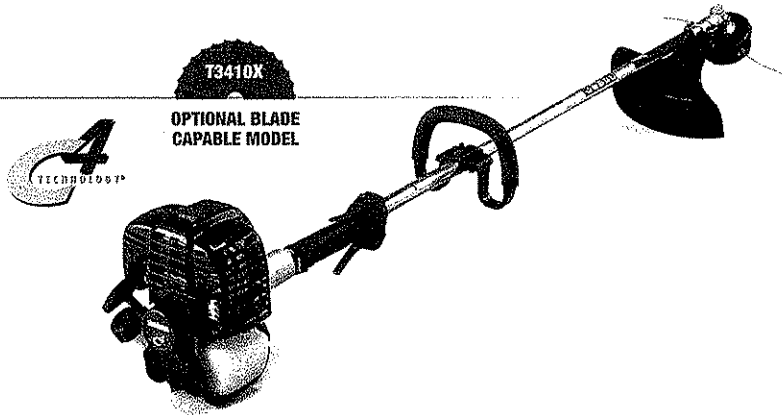
T3410

Our largest C4 engine trimmer with classic 2-stroke power.

DISPLACEMENT	2.1 cu. in. (34 cc)
OUTPUT	1.4 hp (1.0 kW)
DRY WEIGHT*	13.6 lbs. (6.2 kg)
OVERALL LENGTH	70.8 in. (179 cm)
CARBURETOR	Walbro Barrel-valve
FUEL CAPACITY	23.7 oz. (700 ml)
FUEL 50:1 RATIO	Fuel/mixing oil



* Dry weight, less attachment




T3410X
OPTIONAL BLADE
CAPABLE MODEL

T350

Our strongest trimmer; a big, tough 1.8 hp unit that takes on anything, all day long. The T350 is also blade capable.

DISPLACEMENT	2.1 cu. in. (33.6 cc)
OUTPUT	1.8 hp (1.3 kW)
DRY WEIGHT*	16.3 lbs. (7.4 kg)
OVERALL LENGTH	70 in. (178 cm)
CARBURETOR	TK Slide-valve
FUEL CAPACITY	34 oz. (1000 ml)
FUEL 50:1 RATIO	Fuel/mixing oil

* Dry weight, less attachment



BLADE CAPABLE

BLADE CAPABLE MODELS come standard with harness, hanger, blade holders, and a barrier bar as required by ANSI B175.3.



SHINDAIWA HIGHLY RECOMMENDS mixing oil that meets ISO-L-EGO and JASO FC standards, such as Shindaiwa ONE.

> Specifications may change without prior notice.
> For Trimmer/Brushcutter Accessories, see page 14-17.

ITEM 7	LINE TRIMMER/BRUSH CUTTER	
A: ENGINE:	2-CYCLE, GAS - ALUM. CYLINDER WITH CHROME LINING - PISTON RING WITH 2 PISTON RINGS - FULLY SUPPORTED CRANKSHAFT WITH BALL BEARINGS EACH END - RECOIL STARTER - 18 OZ. MIN. FUEL TANK CAPACITY -	
36 CC MIN. ENGINE DISPLACEMENT - B: POSITIVE OPERATOR CONTROLS - C: SHAFT -	STRAIGHT SOLID STEEL SHAFT -	
D: HEAD:	STRING TRIMMER WITH SHIELD - 17" MIN. - E: WARRANTY - F: ACCESSORIES: AS LISTED	
BID SPECS:	36 CC MIN. DISPLACEMENT	
BRAND	STIHL	HUSQVARNA
MODEL	FS 130 R	335LS
ENGINE SIZE	36.3 CC / 2.2 CU.IN.	34.6 CC / 2.2 CU. IN.
ENGINE POWER	1.4 KW / 1.9 HP	1.6 KW / 2.2 HP
2 - CYCLE	YES	YES
# PISTON RINGS	2	2
SUPPORT CRANK W/ BALL BEARINGS	YES	YES
RECOIL START	YES	YES
FUEL TANK	18.0 OZ.	20.8 OZ.
POSITIVE OPERATOR CONTROLS	YES	YES
STRAIGHT SOLID STEEL SHAFT	YES	YES
TRIMMER HEAD W/ SHIELD - 17"	YES	YES
LOOP HANDLE	YES	YES
WEIGHT	12.3 LBS.	13.0 LBS.
WARRANTY	1 YEAR	1 YEAR

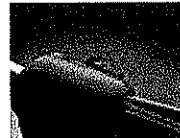


335LS

Husqvarna 335LS is a trimmer in the versatile 35cc class, built for tough commercial use. Top class performance is provided through raw powered X-TORQ engine with E-TECH II exhaust emission control, unique ergonomics and excellent durability.




More power where needed most
The X-TORQ engine design increases torque over a wider rpm range and results in maximum cutting power.



Auto return stop switch
Automatically resets to the ON position for trouble-free starting.



Easy starting
Air purge designed for very easy starting. Transparent fuel tank for checking the fuel level.



E-TECH II
The E-TECH II engine combines high torque, reduced emissions and low noise with a superior power / weight ratio.

335LS

Engine specification

Cylinder displacement	2.1 cu.inch / 34.6 cm ³
Power	2.2 hp / 1.6 kW
Maximum power speed	8400 rpm
Maximum recommended engine speed	11500 rpm
Type of carburator	Zama C1Q
Fuel consumption	475 g/kWh
Fuel tank volume	1.3 US pint / 0.6l

Equipment

Gear ratio/drive gear angle	1:1.29 / 35°
Shaft length	1483 mm
Shaft diameter	28 mm

Emission, vibration & noise data

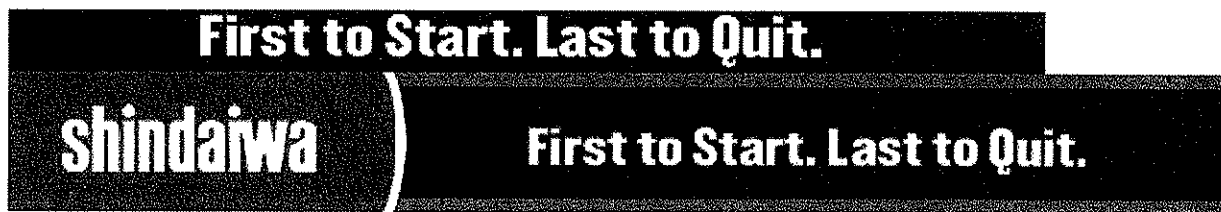
Vibration idling left/right min	2.4 / 1.7 m/s ²
Vibration idling left/right max	2.4 / 1.7 m/s ²
Vibration top speed left/right min	3.8 / 4.2 m/s ²

Vibration top speed left/right max	5.3 / 5.7 m/s ²
Sound level, min/max	98 dB(A) / 100 dB(A)
Noise emission, L _{WA}	116 dB(A)
Emission, HC	44.8 g/kWh
Emission, CO	179.2 g/kWh
Overall dimensions	
Weight	13.0 lbs / 5.9 kg

<u>Art.no.</u>	<u>Description</u>
965 16 61-01	335LS

ITEM 8	LAWN EDGER	
A: ENGINE:	4 -CYCLE, GAS - FULLY SUPPORTED CRANKSHAFT WITH BALL BEARINGS EACH END - RECOIL STARTER - SOLID STATE IGNITION - 18 OZ. MIN. FUEL TANK CAPACITY - B: CURVED SHAFT - C: ONE YEAR COMMERCIAL WARRANTY	
BID SPECS:	ENGINE DISPLACEMENT - 28.4 CC	
	BID SPECIFICATION	BID BY ROPE INC.
BRAND	STIHL	SHINDAIWA
MODEL	FC90	LE261
ENGINE SIZE	28.4 CC / 1.73 CU. IN.	24.1 CC / 1.5 CU. IN.
ENGINE POWER	0.95 KW / 1.27 HP	1.0 KW / 1.3 HP
SUPPORT CRANK W/ BALL BEARINGS	YES	YES
RECOIL START	YES	YES
SOLID STATE IGNITION	YES	YES
FUEL TANK	18 OZ.	24.03 OZ.
BLADE SIZE	8"	7.75"
WEIGHT	?	14.7 LBS.
WARRANTY	1 YEAR	1 YEAR

Shindaiwa: First to start. Last to quit.



- [Home](#)
- [About Us](#)
 - [Company Info](#)
 - [Press Releases](#)
 - [Careers](#)
- [Products](#)
 - [Chain Saws](#)
 - [Cut-Off Saws](#)
 - [Trimmers & Brushcutters](#)
 - [Lawn Edgers](#)
 - [Blowers](#)
 - [Articulated Hedge Trimmers](#)
 - [Hedge Trimmers](#)
 - [Multi-Tool Systems](#)
 - [Pole Pruners](#)
 - [Sprayers](#)
 - [Spreaders](#)
 - [Water Pumps](#)
 - [PowerBrooms](#)
 - [Generators](#)
- [Product Support](#)
 - [Illustrated Parts Lists](#)
 - [Frequently Asked Questions \(FAQ\)](#)
 - [Buying Guide](#)
 - [Guarantee](#)
 - [Warranty Information](#)
 - [Material Safety Data Sheets](#)
 - [Safety Updates](#)
- [Contact Us](#)

[Home](#) / [Products](#) / [Lawn Edgers](#) / LE260 & LE261


LE260 & LE261

- [Details](#)
- [Features](#)
- [Support](#)

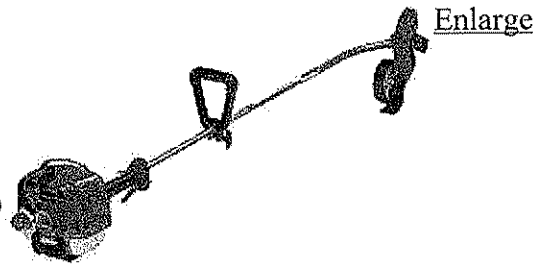
Details

Manicuring lawns is quick and easy with Shindaiwa high-torque edgers. 2-ring-piston engines feature forced-air cooling and vibration dampening. Superior balance reduces operator fatigue and improves performance. The Cyclone™ Edger Blade has a sharp beveled edge for easier cutting, greater durability, and less resistance – and the 7.75” blade bolts on in just seconds.

LE260	
Displacement	1.5 cu. in. (24.1 cc)
Output	1.3 hp (1.0 kW)
Dry weight	13.6 lbs. (6.2 kg)
Overall length	69.7 in. (177 cm)
Carburetor	TK slide-valve
Fuel TANK Capacity	24.3 oz. (720 ml)



LE261	
Displacement	1.5 cu. in. (24.1 cc)
Output	1.3 hp (1.0 kW)
Dry weight	14.7 lbs. (6.6 kg)
Overall length	69.7 in. (177 cm)
Carburetor	TK slide-valve
Fuel TANK Capacity	24.3 oz. (720 ml)



Low emission models meet all current EPA and CARB requirements. To maximize performance and service life of low emission engines, use only Shindaiwa ONE™ mixing oil at 50:1 ratio (or oil that meets ISO-L-EGD and JASO FC standards).



Features

- Shindaiwa-built premium 2-cycle engine
- 1-piece electronic ignition
- Chrome-plated cylinder
- Forced-air cooling, discharged away from operator
- Spark arrestor muffler with replaceable screen
- Stainless steel tank guard
- Easy access stop switch
- Centrifugal clutch
- 2-ring piston
- Full anti-vibration system
- Heavy-duty gearcase with helical gears for smooth power transfer
- Aircraft-grade aluminum outer tube

Support

- [Two-year consumer warranty](#)
- [One-year commercial warranty](#)
- [Limited lifetime warranty on major ignition components](#)

[More information](#)

For personal service and support, contact your local Shindaiwa dealer.

[Printer friendly page](#)

Due to local regulations, product images may vary slightly by market as compared to actual product. See local dealer for complete details and localized product information.

Product Quick Links

Select one

- [Dealer Locator](#)

Lawn Edgers

- [LE230 & LE231](#)
- [LE242](#)
- [LE2510](#)
- [LE260 & LE261](#)

Search Site

Search

Trailer

- [Site Map](#)
- [Privacy Policy](#)
- [Legal Notice](#)
- [Select a Region](#)

Copyright © 2008 Shindaiwa Inc.

<p>ITEM 9</p> <p>A: ENGINE: 4 -CYCLE, GAS - FULLY SUPPORTED CRANKSHAFT WITH BALL BEARINGS EACH END - RECOIL STARTER - SOLID STATE IGNITION - 18 OZ. MIN. FUEL TANK CAPACITY -</p> <p>BID SPECS: 4 HP / 9" BLADE</p>	<p>LAWN EDGER</p>	<p>C: WARRANTY: ONE YEAR COMMERCIAL WARRANTY</p>
<p>BRAND</p> <p>MODEL</p> <p>ENGINE SIZE</p> <p>ENGINE POWER</p> <p>4-CYCLE GAS ENGINE</p> <p>SUPPORT CRANK W/ BALL BEARINGS</p> <p>RECOIL START</p> <p>SOLID STATE IGNITION</p> <p>FUEL TANK</p> <p>WEIGHT</p> <p>WARRANTY - UNIT</p> <p>WARRANTY - ENGINE</p>	<p>BID SPECIFICATION</p> <p>TROY BILT LAWN EDGER 158 CC - B & S 5.0 HP YES YES YES YES 20 OZ. ?</p> <p>NONE 2 - YEARS</p>	<p>BID BY ROPE INC.</p> <p>RED HAWK E40 105 CC - JD-USA 3.5 HP - JD-USA YES YES YES YES 18 + OZ. 140 LBS.</p> <p>1 YEAR 2 - YEARS</p> <p>THE WARRANTY FOR COMMERCIAL USE ON THE TROY BILT UNIT IS LIMITED TO THE ENGINE ONLY.</p> <p>PAGE 1 OF THE GENERAL SPECIFICATIONS REQUIRE A ONE YEAR MINIMUM WARRANTY.</p> <p>A COPY OF THE TROY BILT WARRANTY IS ATTACHED.</p>



Home > Edgers

Products


- > Lawn Mowers
 - Grass Catchers & Sulkies
- > Edgers
- > Generators
- > Water Pumps
 - Hoses
- > Compressors
- > Pressure Washers

Information

- > Contact RedHawk
- > Product Registration
- > Dealer Locator

Edgers

E40B



Edger

Engine	2.5HP BRIGGS
Cut	9"
Blades	1 x 9"
Weight	140 lbs
Features	<ul style="list-style-type: none"> > Direct Drive > 20° Blade Angle Adjustment > 8" Dual Wheels

[Parts & Manual](#)

FOR SPECIAL PROMOTIONAL PRICING CONTACT YOUR LOCAL DEALER

Pricing and specifications subject to change without prior notice

Copyright © 2006 RED HAWK EQUIPMENT



[Home > Edgers](#)

Products


- › Lawn Mowers
 - Grass Catchers & Sulkies
- › Edgers
- › Generators
- › Water Pumps
 - Hoses
- › Compressors
- › Pressure Washers

Information

- › Contact RedHawk
- › Product Registration
- › Dealer Locator

Edgers (Model: E40B)

 [Back](#)



Pricing and specifications subject to change without prior notice

Copyright © 2006 RED HAWK EQUIPMENT

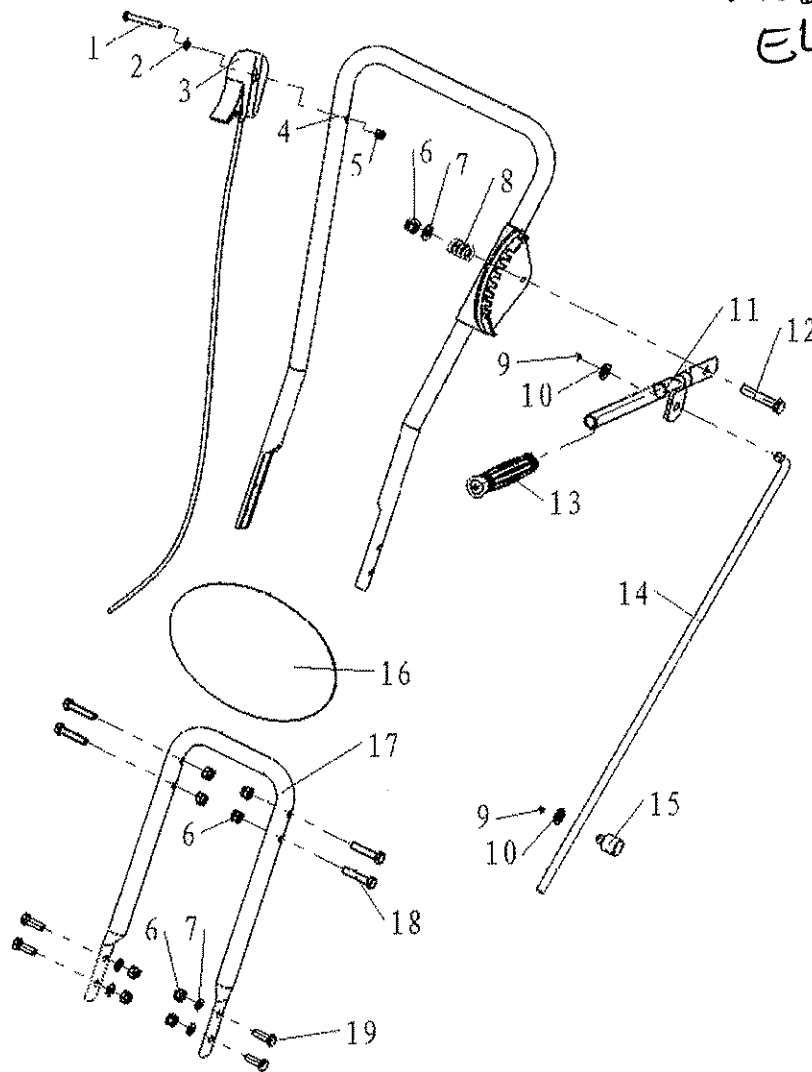


Walk-Behind Edger

Illustrated Parts List

Handle Assembly

MODEL
E40



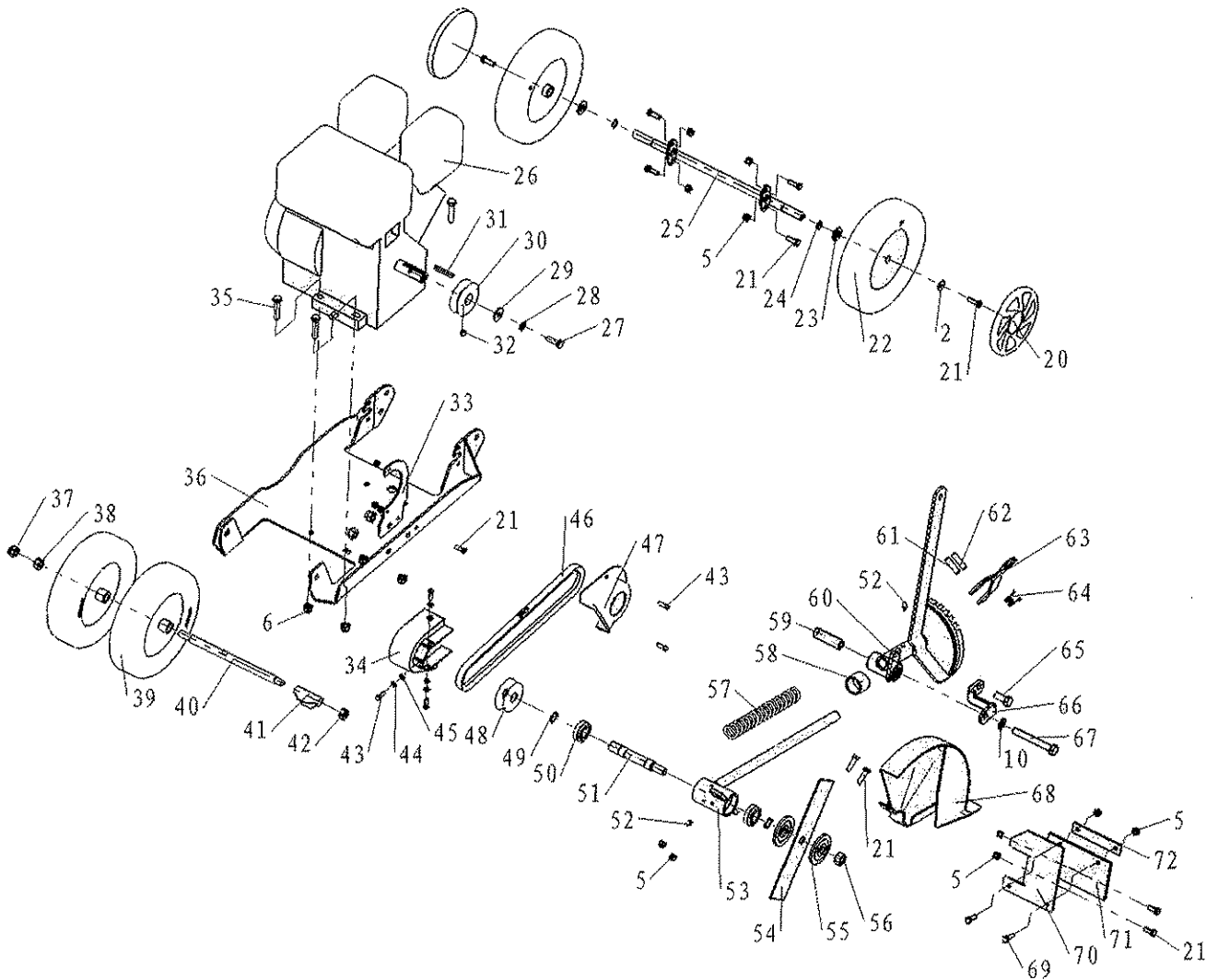
LIMITED WARRANTY: Red Hawk Equipment warrants that the above product is free from original defect, in workmanship and material for 12 months from date of purchase. Warranty is void if product has been damaged through causes not arising out of defects in material or in workmanship. Bent parts of product, coating and paint are specifically excluded from this warranty. Red Hawk Equipment disclaims any consequential damages, arising from the breach of any warranty. (Some states do not allow the exclusion of consequential damages, so the above disclaimer may not apply to you.) During the above mentioned warranty period, the product will either be repaired or replaced with a new or reconditioned model of an equal equity (at Red Hawk Equipment's option) when the product is returned with a copy of the original retail invoice, by UPS (prepaid and insured) to Red Hawk Equipment, 2625 International St., Columbus, OH 43228. phone: 614.488.7461.



Walk-Behind Edger

Frame Assembly

Illustrated Parts List



LIMITED WARRANTY: Red Hawk Equipment warrants that the above product is free from original defect, in workmanship and material for 12 months from date of purchase. Warranty is void if product has been damaged through causes not arising out of defects in material or in workmanship. Bent parts of product, coating and paint are specifically excluded from this warranty. Red Hawk Equipment disclaims any consequential damages, arising from the breach of any warranty. (Some states do not allow the exclusion of consequential damages, so the above disclaimer may not apply to you.) During the above mentioned warranty period, the product will either be repaired or replaced with a new or reconditioned model of an equal equity (at Red Hawk Equipment's option) when the product is returned with a copy of the original retail invoice, by UPS (prepaid and insured) to Red Hawk Equipment, 2625 International St., Columbus, OH 43228, phone: 614.488.7461.



Walk-Behind Edger

Item	Part No.	Description	Qty
1	200-055	Hexagon Bolt M6x50 GB5782	1
2	200-042	Plain Washer 6 GB96	1
3	800-001	Throttle Control	1
4	800-002	Handle Weldment	1
5	200-009	Nylon Nut M6 GB889	12
6	200-030	Nylon Nut M8 GB889	13
7	200-021	Plain Washer 8 GB95	5
8	300-070	Compression Spring	1
9	200-181	Cotter Pin 3.2*16 GB91	2
10	200-010	Plain Washer 10 GB95	3
11	800-003	Lever,Clutch & Depth	1
12	200-082	Hexagon Bolt M8x45 GB5783	1
13	800-004	Grip	1
14	800-005	Rod,Cluth & Depth	1
15	800-006	Swivel	1
16	800-007	Cross Brace For Handle	1
17	800-008	Crank Frame	1
18	200-049	Hexagon Bolt M8x40 GB5783	4
19	200-048	Hexagon Bolt M8x20 GB5783	4
20	800-009	Wheel Cover	2
21	200-036	Hexagon Bolt M6x20 GB5783	4
22	800-010	Rear Wheel	2
23	200-071	Plain Washer 12 GB95	2
24	200-182	Snap Ring 12 GB894.1-86	2
25	800-011	Rear Axel	1
26		Engine	1
27	200-119	Hexagon Bolt M8x25 GB5783	1
28	200-024	Lock Washer 8 GB93-87	1
29	200-098	Plain Washer 8 GB96	1
30	800-012	Engine Pulley	1
31	800-013	Key 5*5*35	1
32	200-083	Bolt Screws M8x8 GB79-85	1
33	800-014	Bracket,Engine Pulley Guard	1
34	800-015	Cutterhead Pulley Guard	1
35	200-085	Hexagon Bolt M8x35 GB5783	4
36	800-016	Deck	1
37	200-007	Nylon Nut M12 GB889	1

Item	Part No.	Description	Qty
38	200-183	Nut M12 GB6170	1
39	800-017	Front Wheel	2
40	800-018	Front Axle	1
41	800-019	Front Wheel Spacer	1
42	200-006	Nylon Nut M10 GB889	3
43	200-087	Hexagon Bolt M5x16 GB5783	3
44	200-184	Lock Washer 5 GB93-87	3
45	200-138	Plain Washer 5 GB95	3
46	800-020	Drive Belt (4L-300)	1
47	800-021	Guard,Engine Pulley	1
48	800-022	Cutterhead Pulley	1
49	200-047	Snap Ring 16 GB894.1-86	2
50	200-113	Bearing 99502	2
51	800-023	Shaft	1
52	200-026	Grease Fitting M6 GB1152-89	2
53	800-024	Mandrel,Head	1
54	800-025	Cutting Blade	1
55	200-127	Plain Washer 12 GB5287	2
56	200-076	Nut 1/2-20	1
57	800-026	Spring,Head Recoil	1
58	800-027	Cup	1
59	800-028	Pivot Hub	1
60	800-029	Body,Cutterhead	1
61	200-185	Roll Pin 8*40	1
62	200-186	Roll Pin 8*32	1
63	800-030	Lever, Angle Shifting	1
64	800-031	Torsion Spring	1
65	200-003	Hexagon Bolt M10x25 GB5783	1
66	800-032	Brace Cutterhead	1
67	200-187	Hexagon Bolt M10x80 GB5782	1
68	800-033	Blade Guard Main	1
69	200-120	Hexagon Bolt M6x16 GB5783	2
70	800-034	Deflector,Debris Sweep	1
71	800-035	Safety Flap	1
72	800-036	Immobility Board	1


[Home](#) > [Lawn Edgers](#) > [Lawn Edger](#)

Lawn Edger
Triple-Blade Edger with
Trencher Kit

Product Details

[ADD TO CART](#)

[PRINT](#)



[view larger image](#)

[download owners
manual](#)

[E-MAIL A FRIEND](#)

Where to buy



TROY-BILT
AUTHORIZED RETAILER

[See More Retailers](#)


Get the perfectly manicured look that makes you proud, all around your property -- from edge to edge. With variable edging depths and bevel capabilities, this machine is perfect for cutting a clean edge along driveways and walks, as well as beautifying flower beds.

- Self-sharpening, heavy duty 9" triple-edge blade
- 6-position edging depth up to 2 1/4"
- 3-position adjustable bevel for easy edging along walks and flower beds
- Trenching kit included
- Curb wheel included
- Premium 7" front and 8" rear steel ball-bearing wheels
- 2-year limited warranty
- 158cc/5.0 ft-lbs* gross torque Briggs & Stratton 500 Series engine
- *ft-lbs gross torque per SAE J1940 as rated by engine manufacturer @ 3060 rpm

OVERALL RATING  2 out of 5

1 of 4 (25%) customers would recommend this product to a friend.

[Read all reviews](#) [Write a review](#)

Share this Product: 

† The owner's manual posted is for general information and use. To ensure the download of the owner's manual specific to your unit, we require a model and serial number. Click [here](#) to enter that information.

MANUFACTURER'S LIMITED WARRANTY FOR



The limited warranty set forth below is given by Troy-Bilt LLC with respect to new merchandise purchased and used in the United States and/or its territories and possessions, and by MTD Products Limited with respect to new merchandise purchased and used in Canada and/or its territories and possessions (either entity respectively, "Troy-Bilt").

"Troy-Bilt" warrants this product (excluding its *Normal Wear Parts and Attachments* as described below) against defects in material and workmanship for a period of two (2) years commencing on the date of original purchase and will, at its option, repair or replace, free of charge, any part found to be defective in materials or workmanship. This limited warranty shall only apply if this product has been operated and maintained in accordance with the Operator's Manual furnished with the product, and has not been subject to misuse, abuse, commercial use, neglect, accident, improper maintenance, alteration, vandalism, theft, fire, water, or damage because of other peril or natural disaster. Damage resulting from the installation or use of any part, accessory or attachment not approved by Troy-Bilt for use with the product(s) covered by this manual will void your warranty as to any resulting damage.

Normal Wear Parts are warranted to be free from defects in material and workmanship for a period of thirty (30) days from the date of purchase. Normal wear parts include, but are not limited to items such as: batteries, belts, blades, blade adapters, tines, grass bags, wheels, rider deck wheels, seats, snow thrower skid shoes, friction wheels, shave plates, auger spiral rubber and tires.

Attachments — Troy-Bilt warrants attachments for this product against defects in material and workmanship for a period of one (1) year, commencing on the date of the attachment's original purchase or lease. Attachments include, but are not limited to items such as: grass collectors and mulch kits.

HOW TO OBTAIN SERVICE: Warranty service is available, WITH PROOF OF PURCHASE, through your local authorized service dealer. To locate the dealer in your area:

In the U.S.A.

Check your Yellow Pages, or contact Troy-Bilt LLC at P.O. Box 361131, Cleveland, Ohio 44136-0019, or call 1-866-840-6483, 1-330-558-7220 or log on to our Web site at www.troybilt.com.

In Canada

Contact MTD Products Limited, Kitchener, ON N2G 4J1, or call 1-800-668-1238 or log on to our Web site at www.mtdcanada.com.

This limited warranty does not provide coverage in the following cases:

- The engine or component parts thereof. These items may carry a separate manufacturer's warranty. Refer to applicable manufacturer's warranty for terms and conditions.
- Log splitter pumps, valves, and cylinders have a separate one-year warranty.

- Routine maintenance items such as lubricants, filters, blade sharpening, tune-ups, brake adjustments, clutch adjustments, deck adjustments, and normal deterioration of the exterior finish due to use or exposure.
- Service completed by someone other than an authorized service dealer.
- Troy-Bilt does not extend any warranty for products sold or exported outside of the United States and/or Canada, and their respective possessions and territories, except those sold through Troy-Bilt's authorized channels of export distribution.
- Replacement parts that are not genuine Troy-Bilt parts.
- Transportation charges and service calls.
- Troy-Bilt does not warrant this product for commercial use.

No implied warranty, including any implied warranty of merchantability of fitness for a particular purpose, applies after the applicable period of express written warranty above as to the parts as identified. No other express warranty, whether written or oral, except as mentioned above, given by any person or entity, including a dealer or retailer, with respect to any product, shall bind Troy-Bilt. During the period of the warranty, the exclusive remedy is repair or replacement of the product as set forth above.

The provisions as set forth in this warranty provide the sole and exclusive remedy arising from the sale. Troy-Bilt shall not be liable for incidental or consequential loss or damage including, without limitation, expenses incurred for substitute or replacement lawn care services or for rental expenses to temporarily replace a warranted product.

Some states do not allow the exclusion or limitation of incidental or consequential damages, or limitations on how long an implied warranty lasts, so the above exclusions or limitations may not apply to you.

In no event shall recovery of any kind be greater than the amount of the purchase price of the product sold. **Alteration of safety features of the product shall void this warranty.** You assume the risk and liability for loss, damage, or injury to you and your property and/or to others and their property arising out of the misuse or inability to use the product.

This limited warranty shall not extend to anyone other than the original purchaser or to the person for whom it was purchased as a gift.

HOW STATE LAW RELATES TO THIS WARRANTY: This limited warranty gives you specific legal rights, and you may also have other rights which vary from state to state.

IMPORTANT: Owner must present Original Proof of Purchase to obtain warranty coverage.

**Troy-Bilt LLC, P.O. BOX 361131 CLEVELAND, OHIO 44136-0019; Phone: 1-866-840-6483, 1-330-558-7220
MTD Canada Limited - KITCHENER, ON N2G 4J1; Phone 1-800-668-1238**

ITEM 10	HEAVY DUTY 16" CHAIN SAW	
A: ENGINE: 2-CYCLE, GAS - ALUM. CYLINDER WITH CHROME LINING - PISTON RING WITH 2 PISTON RINGS - FULLY SUPPORTED CRANKSHAFT WITH BALL BEARINGS EACH END - RECOIL STARTER - SOLID STATE IGNITION - 1 PINT MIN. FUEL TANK CAPACITY - 76.5 CC MIN. ENGINE DISPLACEMENT - ANTI-VIBRATION - CHAIN BRAKE - OUTBOARD MOUNTED SPROCKET - FULLY AUTOMATIC OILER		
B: BAR SCABBARD AND T-WRENCH - C: MEETS EPA EMISSIONS STANDARDS		
BID SPECS: 16" CHAIN / 56.5 CC / 3.8 HP		
BRAND	STIHL	DOLMAR
MODEL	MS290	PS 5100S
ENGINE SIZE	56.5 CC / 3.45 CU.IN.	50.4 CC / 3.1 CU. IN.
ENGINE POWER	2.82 KW / 3.8 HP	2.8 KW / 3.9 HP
2 - CYCLE	YES	YES
CHROME CYLINDER LINER	YES	YES
# PISTON RINGS	2	1
SUPPORT CRANK W/ BALL BEARINGS	YES	YES
RECOIL START	YES	YES
SOLID STATE IGNITION	YES	YES
FUEL TANK	18.9 OZ.	15.6 OZ.
ANTI-VIBRATION	YES	YES
CHAIN BRAKE	YES	YES
OUTBOARD MOUNTED SPROCKET	YES	YES
AUTOMATIC CHAIN OILER	YES	YES
CHAIN OIL CAPACITY	11.2 OZ.	9.0 OZ.
BAR SIZE	16"	16"
MEETS EPA EMISSION STANDARDS	YES	YES
BAR SCABBARD AND T-WRENCH	YES	YES
WEIGHT	14.6 LBS. - POWERHEAD ONLY	13.6 LBS. - POWERHEAD ONLY
WARRANTY	90 DAYS	1 YEAR
PLEASE NOTE: STIHL CHAINSAWS ONLY HAVE A 90 DAY WARRANTY WHEN IN PROFESSIONAL USE.		
AS PER THE GENERAL SPECIFICATIONS FOR THIS CONTRACT, ALL WARRANTIES ARE TO BE 1 YEAR.		
A COPY OF THE STIHL WARRANTY IS ATTACHED.		

DOLMAR



Search GO

Catalog | Dealer

PRODUCTS | NEWS | KNOW-HOW | COMPANY | CONTACT | PRESS

Chain saws gasoline

Accessories

- > PS-34
- > PS-341
- > PS-3410 TH
- > PS-3410 TH TLC
- > PS-350
- > PS-401
- > PS-420
- > PS-460
- > PS-510
- > PS-5100 S
- > PS-5100 SH
- > PS-6400
- > PS-6400 H
- > PS-6400 W
- > PS-7300
- > PS-7300 H
- > PS-7300 W
- > PS-7900
- > PS-7900 H
- > PS-7900 W
- > PS-9010

Chain saws electric

Power cutters

String trimmers / Brushcutters

Hedge trimmers gasoline


Hedge trimmers electric

Blowers

Fuel and Oil

PS-5100 S

The formula for the professional DOLMAR mid-range model, with high torque for felling and stripping of mid-sized trees, but also ideal for de-branching operations.



Technical specifications

16" Bar

Model:	PS-5100 S
Displacement:	50.4 cm ³ (3.1 cu. in)
Max engine speed:	14,500 min ⁻¹
Power rating:	2.8 kW (3.9 bhp)
Engine manufacturer:	DOLMAR
Fuel tank capacity:	0.46 l (15.6 oz)
Oil tank capacity:	0.27 l (9.0 oz)
Net weight:	5.1 kg (11.2 lbs)
Standard guide bar:	16", 18"
Optional guide bars:	20"
Chain pitch:	3/8", .325"
Chain gauge:	.050"

Features

- Vibration damping
- Automatic half-throttle lock
- Toolless airfilter maintenance
- Adjustable automatic oil pump
- Optimum chip flow through
- Airmaster air filter system
- Integrated chain brake



Downloads

- Manual
- Parts list
- Saw chain and guide bar overview

Download the latest Acrobat Reader

- > DOWNLOAD
- > DOWNLOAD
- > DOWNLOAD

ITEM 11	HEAVY DUTY 18" CHAIN SAW	
A: ENGINE: 2-CYCLE, GAS - ALUM. CYLINDER WITH CHROME LINING - PISTON RING WITH 2 PISTON RINGS - FULLY SUPPORTED CRANKSHAFT WITH BALL BEARINGS EACH END - RECOIL STARTER - SOLID STATE IGNITION - 1 PINT MIN. FUEL TANK CAPACITY - 76.5 CC MIN. ENGINE DISPLACEMENT - ANTI-VIBRATION - CHAIN BRAKE - OUTBOARD MOUNTED SPROCKET - FULLY AUTOMATIC OILER	B: BAR SCABBARD AND T-WRENCH - C: MEETS EPA EMISSIONS STANDARDS	
BID SPECS: 20" CHAIN / 64.1 CC / 4.3 HP		
BRAND	STIHL	DOLMAR
MODEL	MS290	PS 6400S
ENGINE SIZE	64.1 CC / 3.9 CU.IN.	64 CC / 3.9 CU. IN.
ENGINE POWER	3.2 KW / 4.3 HP	3.5 KW / 4.8 HP
2 - CYCLE	YES	YES
CHROME CYLINDER LINER	YES	YES
# PISTON RINGS	2	1
SUPPORT CRANK W/ BALL BEARINGS	YES	YES
RECOIL START	YES	YES
SOLID STATE IGNITION	YES	YES
FUEL TANK	18.9 OZ.	25.4 OZ.
ANTI-VIBRATION	YES	YES
CHAIN BRAKE	YES	YES
OUTBOARD MOUNTED SPROCKET	YES	YES
AUTOMATIC CHAIN OILER	YES	YES
CHAIN OIL CAPCITY	11.2 OZ.	13.5 OZ.
BAR SIZE	18"	18"
MEETS EPA EMISSION STANDARDS	YES	YES
BAR SCABBARD AND T-WRENCH	YES	YES
WEIGHT	13.0 LBS. - POWERHEAD ONLY	11.2 LBS. - POWERHEAD ONLY
WARRANTY	90 DAYS	1 YEAR
PLEASE NOTE: STIHL CHAINSAWS ONLY HAVE A 90 DAY WARRANTY WHEN IN PROFESSIONAL USE.	AS PER THE GENERAL SPECIFICATIONS FOR THIS CONTRACT, ALL WARRANTIES ARE TO BE 1 YEAR.	A COPY OF THE STIHL WARRANTY IS ATTACHED.

DOLMAR



Search GO

Catalog | Dealer

PRODUCTS | NEWS | KNOW-HOW | COMPANY | CONTACT | PRESS

PS-6400

Powerful chain saw for professional users

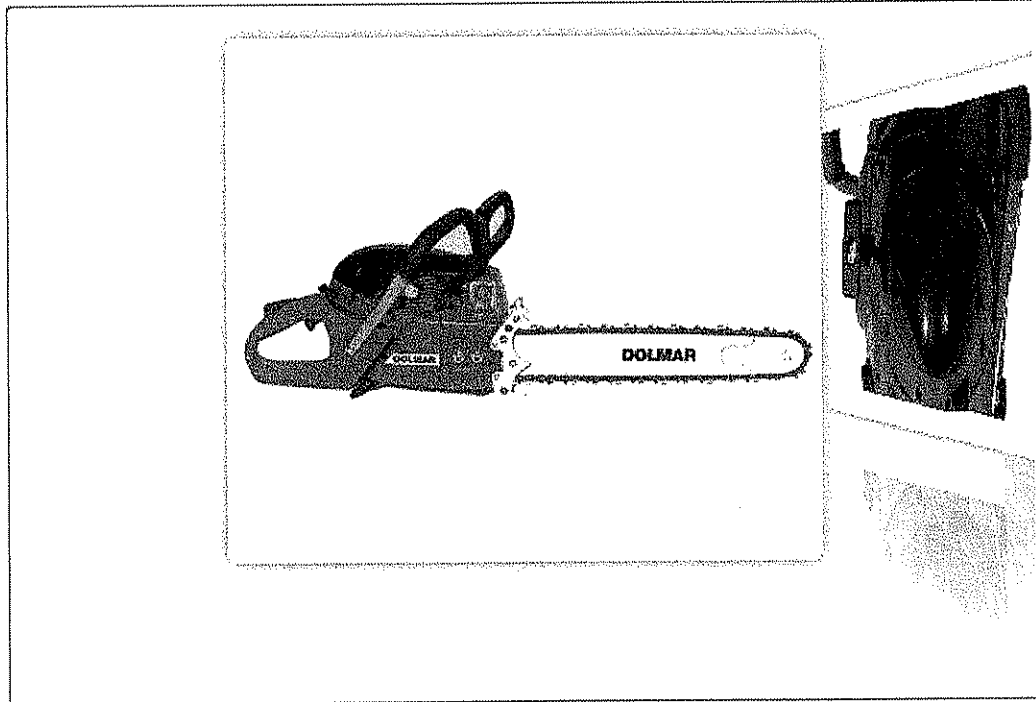
▼ Chain saws gasoline

> Accessories

- > PS-34
- > PS-341
- > PS-3410 TH
- > PS-3410 TH TLC
- > PS-350
- > PS-401
- > PS-420
- > PS-460
- > PS-510
- > PS-5100 S
- > PS-5100 SH
- > PS-6400
- > PS-6400 H
- > PS-6400 W
- > PS-7300
- > PS-7300 H
- > PS-7300 W
- > PS-7900
- > PS-7900 H
- > PS-7900 W
- > PS-9010

> Chain saws electric

- > Power cutters
- > String trimmers / Brushcutters
- > Hedge trimmers gasoline
- > Hedge trimmers electric
- > Blowers
- > Fuel and Oil



Technical specifications

Model:	PS-6400
Displacement:	64 cm ³ (3.9 cu. in)
Max engine speed:	13,500 min ⁻¹
Power rating:	3.5 kW (4.8 bhp)
Fuel tank capacity:	0.75 l (25.4 oz)
Oil tank capacity:	0.4 l (13.5 oz)
Net weight:	6.2 kg (13.6 lbs)
Standard guide bar:	Power head only
Optional guide bars:	20, 24, 28, 32 "
Chain pitch:	3/8 "
Chain gauge:	.050 "

18" BAR

Features

- Automatic half-throttle lock
- Optimized vibration damping
- Adjustable automatic oil pump
- Optimum chip flow through
- Airmaster air filter system
- Tool-less filter maintenance
- Integrated chain brake
- Lateral chain tensioning
- Decompression valve



Downloads

- Manual
- Parts list
- Saw chain and guide bar overview

Download the latest Acrobat Reader

- > DOWNLOAD
- > DOWNLOAD
- > DOWNLOAD

ITEM 12	HEAVY DUTY 20" CHAIN SAW	
A: ENGINE:	2-CYCLE, GAS - ALUM. CYLINDER WITH CHROME LINING - PISTON RING WITH 2 PISTON RINGS - FULLY SUPPORTED	
CRANKSHAFT WITH BALL BEARINGS EACH END - RECOIL STARTER - SOLID STATE IGNITION - 1 PINT MIN. FUEL TANK CAPACITY -	76.5 CC MIN. ENGINE DISPLACEMENT - ANTI-VIBRATION - CHAIN BRAKE - OUTBOARD MOUNTED SPROCKET - FULLY AUTOMATIC OILER	
B: BAR SCABBARD AND T-WRENCH - C: MEETS EPA EMISSIONS STANDARDS		
BID SPECS: 20" CHAIN / 59 CC / 4.4 HP		
BRAND	STIHL	DOLMAR
MODEL	MS361	PS 6400
ENGINE SIZE	59 CC / 3.6 CU.IN.	64 CC / 3.9 CU. IN.
ENGINE POWER	3.3 KW / 4.4 HP	3.5 KW / 4.8 HP
2 - CYCLE	YES	YES
CHROME CYLINDER LINER	YES	YES
# PISTON RINGS	2	1
SUPPORT CRANK W/ BALL BEARINGS	YES	YES
RECOIL START	YES	YES
SOLID STATE IGNITION	YES	YES
FUEL TANK	23.2 OZ.	25.4 OZ.
ANTI-VIBRATION	YES	YES
CHAIN BRAKE	YES	YES
OUTBOARD MOUNTED SPROCKET	YES	YES
AUTOMATIC CHAIN OILER	YES	YES
CHAIN OIL CAPACITY	11.0 OZ.	13.5 OZ.
BAR SIZE	20"	20"
MEETS EPA EMISSION STANDARDS	YES	YES
BAR SCABBARD AND T-WRENCH	YES	YES
WEIGHT	12.3 LBS. - POWERHEAD ONLY	13.6 LBS. - POWERHEAD ONLY
WARRANTY	90 DAYS	1 YEAR
PLEASE NOTE: STIHL CHAINSAWS ONLY HAVE A 90 DAY WARRANTY WHEN IN PROFESSIONAL USE.		
AS PER THE GENERAL SPECIFICATIONS FOR THIS CONTRACT, ALL WARRANTIES ARE TO BE 1 YEAR.		
A COPY OF THE STIHL WARRANTY IS ATTACHED.		



Search GO

Catalog | Dealer

PRODUCTS | NEWS | KNOW-HOW | COMPANY | CONTACT | PRESS

PS-6400

Powerful chain saw for professional users

▼ Chain saws gasoline

> Accessories

> PS-34

> PS-341

> PS-3410 TH

> PS-3410 TH TLC

> PS-350

> PS-401

> PS-420

> PS-460

> PS-510

> PS-5100 S

> PS-5100 SH

> PS-6400

> PS-6400 H

> PS-6400 W

> PS-7300

> PS-7300 H

> PS-7300 W

> PS-7900

> PS-7900 H

> PS-7900 W

> PS-9010

> Chain saws electric

> Power cutters

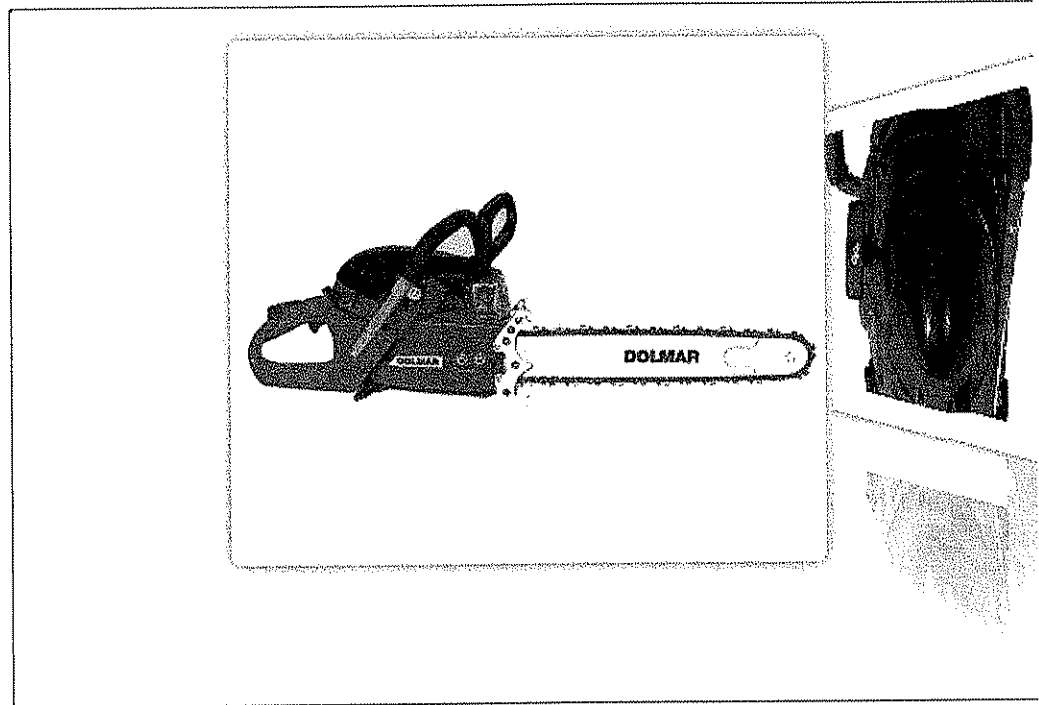
> String trimmers /
Brushcutters

> Hedge trimmers
gasoline

> Hedge trimmers
electric

> Blowers

> Fuel and Oil



Technical specifications

Model:	PS-6400
Displacement:	64 cm ³ (3.9 cu. in)
Max engine speed:	13,500 min ⁻¹
Power rating:	3.5 kW (4.8 bhp)
Fuel tank capacity:	0.75 l (25.4 oz)
Oil tank capacity:	0.4 l (13.5 oz)
Net weight:	6.2 kg (13.6 lbs)
Standard guide bar:	Power head only
Optional guide bars:	20, 24, 28, 32 "
Chain pitch:	3/8 "
Chain gauge:	.050 "

20" BAR

Features

- Automatic half-throttle lock
- Optimized vibration damping
- Adjustable automatic oil pump
- Optimum chip flow through
- Airmaster air filter system
- Tool-less filter maintenance
- Integrated chain brake
- Lateral chain tensioning
- Decompression valve



Downloads

- Manual
- Parts list
- Saw chain and guide bar overview

Download the latest Acrobat Reader

- > DOWNLOAD
- > DOWNLOAD
- > DOWNLOAD

ITEM 13	HEAVY DUTY 25" CHAIN SAW	
A: ENGINE:	2-CYCLE, GAS - ALUM. CYLINDER WITH CHROME LINING - PISTON RING WITH 2 PISTON RINGS - FULLY SUPPORTED CRANKSHAFT WITH BALL BEARINGS EACH END - RECOIL STARTER - SOLID STATE IGNITION - 1 PINT MIN. FUEL TANK CAPACITY - 76.5 CC MIN. ENGINE DISPLACEMENT - ANTI-VIBRATION - CHAIN BRAKE - OUTBOARD MOUNTED SPROCKET - FULLY AUTOMATIC OILER	
B: BAR SCABBARD AND T-WRENCH - C:	MEETS EPA EMISSIONS STANDARDS	
BID SPECS:	25" CHAIN / 76.5 CC / 6.0 HP	
	BID SPECIFICATION	BID BY ROPE INC.
BRAND	STIHL	DOLMAR
MODEL	MS460	PS 7900
ENGINE SIZE	76.5 CC / 4.7 CU.IN.	79.0 CC / 4.8 CU. IN.
ENGINE POWER	4.5 KW / 6.0 HP	4.5 KW / 6.3 HP
2 - CYCLE	YES	YES
CHROME CYLINDER LINER	YES	YES
# PISTON RINGS	2	1
SUPPORT CRANK W/ BALL BEARINGS	YES	YES
RECOIL START	YES	YES
SOLID STATE IGNITION	YES	YES
FUEL TANK	27.1 OZ.	25.4 OZ.
ANTI-VIBRATION	YES	YES
CHAIN BRAKE	YES	YES
OUTBOARD MOUNTED SPROCKET	YES	YES
AUTOMATIC CHAIN OILER	YES	YES
CHAIN OIL CAPACITY	11.0 OZ.	13.5 OZ.
BAR SIZE	25"	24"
MEETS EPA EMISSION STANDARDS	YES	YES
BAR SCABBARD AND T-WRENCH	YES	YES
WEIGHT	14.6 LBS. - POWERHEAD ONLY	13.6 LBS. - POWERHEAD ONLY
WARRANTY	90 DAYS	1 YEAR
PLEASE NOTE:	STIHL CHAINSAWS ONLY HAVE A 90 DAY WARRANTY WHEN IN PROFESSIONAL USE.	
AS PER THE GENERAL SPECIFICATIONS FOR THIS CONTRACT,	ALL WARRANTIES ARE TO BE 1 YEAR.	
A COPY OF THE STIHL WARRANTY IS ATTACHED.		



Search GO

Catalog Dealer

PRODUCTS NEWS KNOW-HOW COMPANY CONTACT PRESS

PS-7900


Powerful chainsaw for professional users

Chain saws gasoline

- > Accessories
- > PS-34
- > PS-341
- > PS-3410 TH
- > PS-3410 TH TLC
- > PS-350
- > PS-401
- > PS-420
- > PS-460
- > PS-510
- > PS-5100 S
- > PS-5100 SH
- > PS-6400
- > PS-6400 H
- > PS-6400 W
- > PS-7300
- > PS-7300 H
- > PS-7300 W
- > PS-7900
- > PS-7900 H
- > PS-7900 W
- > PS-9010

Chain saws electric

- > Power cutters
- > String trimmers / Brushcutters
- > Hedge trimmers gasoline
- > Hedge trimmers electric
- > Blowers
- > Fuel and Oil



Technical specifications

Model:	PS-7900
Displacement:	79 cm ³ (4.8 cu. in)
Max engine speed:	13,500 min ⁻¹
Power rating:	4.5 kW (6.3 bhp)
Fuel tank capacity:	0.75 l (25.4 oz)
Oil tank capacity:	0.4 l (13.5 oz)
Net weight:	6.2 kg (13.6 lbs)
Standard guide bar:	Power head only
Optional guide bars:	20, 24, 28, 32 "
Chain pitch:	3/8 "
Chain gauge:	.050 "

Features

- Automatic half-throttle lock
- Optimized vibration damping
- Adjustable automatic oil pump
- Optimum chip flow through
- Airmaster air filter system
- Tool-less filter maintenance
- Integrated chain brake
- Lateral chain tensioning
- Decompression valve



Downloads

- Manual
- Parts list
- Saw chain and guide bar overview


Download the latest Acrobat Reader

- > DOWNLOAD
- > DOWNLOAD
- > DOWNLOAD

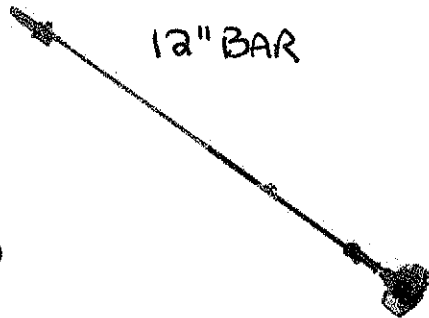
ITEM 14	POLE PRUNER	A: ENGINE: 2-CYCLE GAS - CHROME CYLINDER LINER - PISTON WITH TWO RINGS - FULLY SUPPORTED CRANK WITH BALL BEARINGS - RECOIL START - SOLID STATE IGNITION - 18 OZ. MIN. FUEL TANK - AUTOMATIC GEAR DRIVE OILER - B: EXTENSION: ADJ. TO 11.5 FT.	BID BY ROPE INC.	BID BY ROPE INC.
BID SPECS: 12" BAR - 31.4 CC MIN. - 1.3 HP				
BRAND	STIHL	SHINDAIWA	ECHO	
MODEL	HT 101	P231-12	PPT-265	
ENGINE SIZE	31.4 CC / 1.9 CU.IN.	22.5 CC / 1.4 CU. IN.	25.4 CC / 1.55 CU. IN.	
2 - CYCLE	YES	YES	YES	
CHROME CYLINDER LINER	YES	YES	YES	
# PISTON RINGS	2	1	2	
ENGINE POWER	1.0 KW / 1.3 HP	0.8 KW / 1.1 HP	NOT RATED	
RECOIL START	YES	YES	YES	
FUEL TANK	18 OZ.	22.07 OZ.	16.9 OZ.	
CHAIN OIL CAPACITY	8.5		7.6 OZ.	
BAR SIZE	12"	12"	12"	
SHAFT EXTENSION	TO 11' 6"	TO 9' 4"	TO 12' 2"	
AUTO OILER	YES	YES	YES	
WEIGHT	16.1 LBS.	13.4 LBS.	17.4 LBS.	
WARRANTY	1 YEAR	1 YEAR	1 YEAR	

With a reach of over 9 feet, the Shindaiwa professional line delivers the performance, reliability, and convenience needed to prune tree limbs in those hard-to-reach places.

	P230
Dry weight	12.1 lbs. (5.5 kg)
Displacement	1.4 cu. in. (22.5 cc)
Output	1.1 hp (0.8 kW) @ 7500 rpm
Overall length w/ 10" bar	110.4 in. (280 cm)
Optional bars	8 in. (20 cm) and 12 in. (30 cm)
Fuel tank capacity	18.7 oz. (554 ml)
Carburetor	Walbro all-position barrel-type



	P231
Dry weight	13.4 lbs. (6.1 kg)
Displacement	1.4 cu. in. (22.5 cc)
Output	1.1 hp (0.8 kW) @ 7500 rpm
Overall length w/ 10" bar	110.4 in. (280 cm)
Optional bars	8 in. (20 cm) and 12 in. (30 cm)
Fuel tank capacity	22.7 oz. (670 ml)
Carburetor	Walbro all-position barrel-type



Enlarge

Enlarge *MC*



Features

- Shindaiwa-built premium 2-cycle engine
- Walbro barrel valve carburetor for all position use, excellent throttle response and fuel metering throughout entire rpm range
- Chrome-plated cylinder 2-ring piston
- One-piece transistor-controlled ignition system
- Positive, easy-to-use coupler
- Efficient narrow kerf saw chain
- Automatic adjustable oiler
- Optional 8" and 12" bar lengths
- Convenient controls

Standard Equipment

- 10-inch narrow kerf bar and chain

- 3/8-inch spur sprocket
- Scabbard
- Maintenance tool kit

Support

- Two-year consumer warranty
- One-year commercial warranty
- Limited lifetime warranty on major ignition components

More information

For personal service and support, contact your local Shindaiwa dealer.

Printer friendly page

Due to local regulations, product images may vary slightly by market as compared to actual product. See local dealer for complete details and localized product information.

Product Quick Links

Select one



- [Dealer Locator](#)

Pole Pruners

- [P230 & P231](#)

Search Site

Search

Trailer

- [Site Map](#)
- [Privacy Policy](#)
- [Legal Notice](#)
- [Select a Region](#)

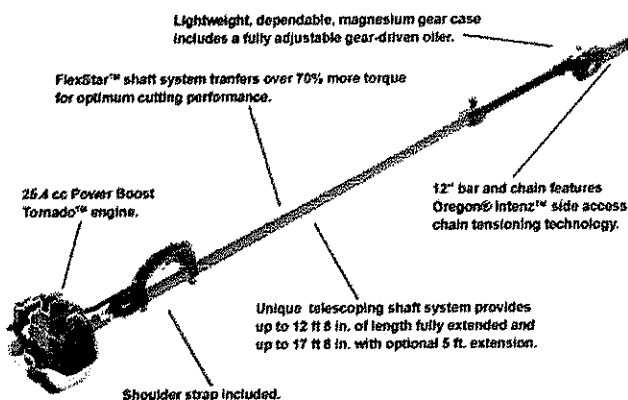
Copyright © 2008 Shindaiwa Inc.



PPT-260

PRINT PAGE

ECHO's most powerful Power Pruner® is designed for the toughest jobs.



IMAGES: [1](#) [2](#) [3](#) [4](#) [5](#)

[Watch Video - Power Pruner Harness Demonstration](#)

- >COMPARE
- >ACCESSORIES
- >OPERATORS MANUAL

ECHO Advantages: [Click On Logo To Learn More](#)



FEATURES:

- > 25.4 cc Power Boost Tornado™ engine.
- > Improved gear box maximizes lubrication, durability and cutting performance.
- > Convenient carburetor purge pump for efficient starting.
- > Unique telescoping shaft system provides up to 12' 8" of length fully extended and up to 17' 8" with optional 5' extension.
- > Shoulder strap included.

SPECIFICATIONS:

Engine Displacement	25.4
Carburetor	Rotary w/Purge Pump
STD Bar Length	12 in.
OPT Bar Length	8 in. 10 in.
Fuel Capacity	18.6 fl. oz.
Oil Capacity	7.6 fl. oz.
Length Minimum	109 in.
Length Extended	154 in.
Extension	5 ft. / OPT
Ignition Type	Pro-Fire® Electronic
Dry Weight*	16.9 lbs.
C.A.R.B. Dry Weight*	16.9 lbs.
Consumer Warranty	5 yrs.
Commercial Warranty	1 yr.
Rental Warranty	90 days
*Without bar and chain.	


- TRIMMERS**
- BRUSHCUTTERS**
- PRO ATTACHMENT SERIES**

SPECIFICATIONS

MODEL -----	PPT-260
Length (Standard) -----	2.76 m (9 ft. 1 in.)
Length (Extended) -----	3.90 m (12 ft. 10 in.)
Length w/extension -----	5.44 m (17 ft. 10 in.)
Width -----	.23 m (9.06 in.)
Height -----	.22 m (8.7 in.)
Weight (dry) -----	7.7 kg (16.9 lb.)
Engine Type -----	Air cooled, two-stroke, single cylinder gasoline engine
Bore -----	34.0mm (1.34 in.)
Stroke -----	28.0mm (1.10 in.)
Displacement -----	25.4 cc (1.55 cu. in.)
Exhaust System -----	Spark Arrestor Muffler w/catalyst
Carburetor -----	Walbro with Purge
Ignition System -----	CDI (capacitor discharge ignition)
Spark Plug -----	NGK BPMR-8Y Gap 0.65 mm (0.026 in.)
Fuel -----	Mixed (Gasoline and Two-stroke Oil)
Fuel/Oil Ratio -----	50:1 two-stroke air cooled engine oil
Gasoline -----	Use 89 Octane [R+M/2] (mid grade or higher) gasoline known to be good quality. Gasoline may contain up to 10% Ethanol (grain alcohol) or 15% MTBE (methyl tertiary-butyl ether). Gasoline containing methanol (wood alcohol) is NOT approved.
Oil -----	Power Blend™ Premium Universal 2-Stroke Oil
Fuel Tank Capacity -----	0.55 lit. (18.6 US fl. oz.)
Starter System -----	Automatic Recoil Starter
Clutch -----	Centrifugal Type
Sprocket Type -----	6 tooth spur, 9.53 mm (3/8 in.) pitch
Power Transmission Shaft Assembly -----	Aluminum Extrusion
Gear Case Ratio -----	1.5:1
Oiling System -----	Automatic
Saw Chain Oil Capacity -----	225 ml (7.6 oz.)
Handle -----	Right hand grip w/throttle trigger and lockout
Shoulder Harness -----	Standard
Idle Speed (RPM) -----	2,750-3,250
Clutch Engagement Speed (RPM) -----	3,600-4,200
Wide Open Throttle Speed (RPM) -----	9,500-11,500
Guide Bar and Saw Chain (91) -----	305 mm (12 in.); 9.53 mm (3/8 in.) pitch, 0.050 gauge

IMPORTANT This spark ignition system complies with Canadian ICES-002

ITEM 15	POWER WASHER		
A: GASOLINE POWERED: TWO CYCLE, RECOIL START - B: CONTROLS: POSITIVE THROTTLE CONTROL AND SHUT OFF AT OPERATOR POSITION	C: HOSE: HIGH PRESSURE HOSE - D: WARRANTY: 2 YEAR COMMERCIAL WARRANTY	FROM BID SHEET: 3000 PSI / 190 CC ENGINE / HOSE - 1/4" X 30'	
BRAND	TROY BILT	DIRT KILLER	ROPE INC. BID
MODEL	20316	H357	BRIGGS & STRATTON 20326
ENGINE BRAND	BRIGGS & STRATTON	HONDA	HONDA
ENGINE SIZE	190 CC	160 CC	205 CC
2 - CYCLE	NO - IT IS A 4 CYCLE	NO - IT IS A 4 CYCLE	NO - IT IS A 4 CYCLE
PRESSURE / GPM	3,000 PSI @ 2.7 GPM	3,000 PSI @ 2.5 GPM	3,000 PSI @ 3.5 GPM
ENGINE POWER	6.75 HP	5.5 HP	9 HP
RECOIL START	YES	YES	YES
FUEL TANK	NOT LISTED	3.8 QUART	3.8 QUART
THROTTLE CONTROL AND SHUT	YES	YES	YES
OFF AT OPERATOR POSITION			
HIGH PRESSURE HOSE	1/4" X 30 FT.	3/8" X 50 FT.	50 FT.
HIGH PRESSURE WAND W/ TIPS	YES	YES	YES
WEIGHT	82 LBS.	75 LBS.	NOT LISTED
ENGINE TO PUMP CONNECTION	DIRECT DRIVE	DIRECT DRIVE	DIRECT DRIVE
ENGINE WARRANTY	2 YEARS	2 YEARS	2 YEARS
MACHINE WARRANTY	90 DAYS	1 YEAR	2 YEARS
PUMP MANIFOLD WARRANTY	90 DAYS	10 YEARS	2 YEARS
SOME OF THE SPECIFICATIONS WERE IN ERROR ON THIS UNIT.			
THIS UNIT HAS A 4 CYCLE ENGINE, NOT TWO CYCLE.			
THE WARRANTY FOR COMMERCIAL USE ON THE TROY BILT UNIT IS ONLY 90 DAYS, EXCEPT FOR THE ENGINE.			
PAGE 1 OF THE GENERAL SPECIFICATIONS REQUIRE A ONE YEAR MINIMUM WARRANTY.			
THE DIRT KILLER MODEL H357 OFFERS A 10 YEAR WARRANTY ON THE PUMP MANIFOLD. THE UNIT CAN BE RUN WITHOUT WATER			
OR IDLE IN BYPASS WITHOUT DAMAGE TO THE PUMP. THE PUMP IS ALSO FREEZE PROOF.			
UNIT ALSO HAS A STAINLESS STEEL FRAME			
THE B&S 20329 HAS A HIGHER GPM REQUIREMENT, 3.5 GPM. SOME FACILITIES MAY NOT HAVE THIS MUCH FLOW RATE. IF THEY DO NOT,			
DAMAGE TO THE PUMP CAN OCCUR.			
THE B&S 20326 IS ONLY 2,500 PSI. THE CLEANING ABILITY IS NEARLY THE SAME, BUT AGAIN, IF THE FACILITIES DO NOT HAVE A 3.0 GPM FLOW			
RATE, DAMAGE TO THE PUMP CAN OCCUR.			




COLD WATER PRESSURE WASHERS

EXCLUSIVE FEATURES


- Kränzle industrial grade pump with ten year manifold warranty
- Advanced pump design for extended bypass/run-dry capability to prevent accidental pump damage
- APG pumps freeze proof, AQ freeze resistant
- Adjustable pressure unloader
- Pump self-primers out of tank, pond, or ocean
- Dirt Killer spinning nozzle doubles cleaning impact

STANDARD FEATURES


- Gas units use Honda 2:1 gear reduced engines for longer pump life
- Electric units use totally enclosed fan cooled (TEFC) 1750 RPM electric motors
- All stainless steel frame with pneumatic wheels
- Corrosion resistant Y-strainer
- Professional gun-jet with insulated lance
- 50' wire braided hose
- Exit side chemical injection
- Glycerin filled pressure gauge
- Quick coupler connections
- Four flat spray or vario jet nozzles



H 200 / H 260 / H 357



H 320 / H 360



E 300


THE ULTIMATE CLEANING MACHINE

Get more work done faster. Dirt Killer pressure washers combine reliability and cleaning efficiency to achieve the maximum cleaning power possible per horsepower—saving money, time, and water.

The pressure washers use an advanced German wobble-plate pump producing more PSI and GPM than a crank case pump. The simple, rugged design insures reliability.

The pump is so durable it is capable of running dry, or in bypass, for an extended period of time without damage. Each model includes a Dirt Killer rotary nozzle—giving you an advanced system capable of cutting your cleaning time in half.

3000 PSI



MODEL 20329

FEATURES


- **CAT Triplex Pump**
- **4 Pro-Style Quick Connect Spray Tips**
Offers predefined spray patterns for precise control
- **Stainless Steel Frame**
Prevents against rust and corrosion
- **12" Puncture Resistant NeverFlat Wheels**
- **50' Steel Braided, Non-Marring Hose**
- **Turbo Nozzle**

SPECIFICATIONS

- **PSI:** 3000
- **GPM:** 3.5
- **Briggs & Stratton Vanguard™ Engine**
9.0 HP
- **Adjustable Pressure Regulation**
- **Down-Stream Chemical Injection System**
- **50' Steel Braided, Non-Marring Hose**

WARRANTY
2 YEAR
COMMERCIAL

3400 PSI



MODEL 20275

FEATURES


- **Easy Start™ Pump Technology**
Provides easy, low-effort starting
- **4 ProjectPro™ Nozzles**
Preset pressure and flow settings optimize cleaning for each project
- **30' High Pressure Hose**
- **Stainless Steel Spray Wand**
- **Detergent Injection System**
- **Includes Pressurized Hose Reel**
- **Thermal Relief**
- **10" Solid Wheels**

SPECIFICATIONS

- **PSI:** 3400 Max.
- **GPM:** 2.8 Max.
- **Briggs & Stratton 1150 Series™ Engine**
11.50 ft. lbs. Gross Torque, 249cc.
Reliable and Easy Starting
- **Weight:** 91 lbs.
- **Dimensions:** 23.5" x 18.75" x 20"

2 YEAR
CONSUMER
WARRANTY
90 DAY
COMMERCIAL

2550 PSI



MODEL 20273

FEATURES


- **Easy Start™ Pump Technology**
Provides easy, low-effort starting
- **4 ProjectPro™ Nozzles**
Preset pressure and flow settings optimize cleaning for each project
- **30' High Pressure Hose**
- **Stainless Steel Spray Wand**
- **Detergent Injection System**
- **Thermal Relief**
- **10" Solid Wheels**

SPECIFICATIONS

- **PSI:** 2550 Max.
- **GPM:** 2.3 Max.
- **Briggs & Stratton 675 Series™ Engine**
6.75 ft. lbs. Gross Torque, 190cc.
Reliable and Easy Starting
- **Weight:** 65 lbs.
- **Dimensions:** 24.1" x 21.8" x 39.5"

2 YEAR
CONSUMER
WARRANTY
90 DAY
COMMERCIAL

2500 PSI



HONDA

MODEL 20326



FEATURES

- **Annovi™ Pump**
- **5 Pro-Style Quick Connect Spray Tips**
Offers predefined spray patterns for precise control
- **Spring Loaded Rubber Isolators**
Keep pressure washer from walking
- **Heavy Duty Steel Frame** with Polished Chrome Handles
- **10 Gauge Steel Sub-Frame**
Provides additional support
- **Adjustable Pressure Regulation**
- **Down-Stream Chemical Injection System**
- **50' Steel Braided, Non-Marring Hose**
- **12" Pneumatic Tires**

SPECIFICATIONS

- **PSI:** 2500
- **GPM:** 3.0
- **Honda GX Engine**
6.5 HP
200cc

WARRANTY
2 YEAR
COMMERCIAL



[Home](#)

[PRESSURE WASHERS](#) [Product Registration](#) [Service Locator](#) [FAQ](#) [Product Guide](#) [Owner's Manuals](#)

[tractors](#) [mowers](#) [tillers & cultivators](#) [trimmers & edgers](#) [leaf blowers](#) [chipper shredders](#) [logsplitters](#) [snowthrowers](#) [power products](#) [kids stuff](#)

[home](#) > [pressure washers](#) > [3000 MAX PSI Pressure Washer - 020316](#)

3000 MAX PSI Pressure Washer
Model Number: #020316

[BUY ONLINE](#) [PRINT](#)



[view larger image](#)

[download owners manual](#)

[E-MAIL A FRIEND](#)

Where to buy



[Find a Store](#)

Product Details

Standard Equipment

- 3000 MAX PSI
- 2.7 MAX GPM
- Briggs & Stratton Engine
- Maintenance free axial cam pump with Easy Start™ pump technology
- 8.75 ft-lbs gross torque torque
- 190 cc
- 30 ft. high pressure hose
- 10" Wheels
- 2 Year Limited Warranty


[SITE MAP](#) | [PRIVACY POLICY](#) | [MEDIA INFO](#) | [ABOUT TROY-BILT](#) | [SITE SUPPORT](#) | [PRODUCT RECALLS](#)

[OPERATORS GUIDES - EMISSION CONTROL SYSTEM WARRANTY STATEMENTS - LTD. WARRANTY](#)

© 2008 TROY-BILT PRODUCTS



Pressure Washer Operator's Manual



This pressure washer is rated in accordance to the Pressure Washer Manufacture Association (PWMA) standard PW101 (Testing and Rating Performance of Pressure Washers).

BRIGGS & STRATTON POWER PRODUCTS GROUP, LLC
JEFFERSON, WISCONSIN, U.S.A.



Manual No. 205312GS Revision A (04/15/2008)

TROY-BILT® PRESSURE WASHER OWNER WARRANTY POLICY

Effective December 1, 2006 replaces all undated Warranties and all Warranties dated before December 1, 2006

LIMITED WARRANTY

Troy-Bilt® is a registered trademark of MTD Products Inc. and is used under license to Briggs & Stratton Power Products. Briggs & Stratton Power Products Group, LLC will repair or replace, free of charge, any part(s) of the pressure washer that is defective in material or workmanship or both. Transportation charges on product submitted for repair or replacement under this warranty must be borne by purchaser. This warranty is effective for the time periods and subject to the conditions stated below. For warranty service, find the nearest Authorized Service Dealer in our dealer locator map at BRIGGSandSTRATTON.COM.

THERE IS NO OTHER EXPRESS WARRANTY. IMPLIED WARRANTIES, INCLUDING THOSE OF MERCHANTABILITY AND FITNESS FOR A PARTICULAR PURPOSE, ARE LIMITED TO ONE YEAR FROM PURCHASE, OR TO THE EXTENT PERMITTED BY LAW. ANY AND ALL IMPLIED WARRANTIES ARE EXCLUDED. LIABILITY FOR INCIDENTAL OR CONSEQUENTIAL DAMAGES ARE EXCLUDED TO THE EXTENT EXCLUSION IS PERMITTED BY LAW. Some states or countries do not allow limitations on how long an implied warranty lasts, and some states or countries do not allow the exclusion or limitation of incidental or consequential damages, so the above limitation and exclusion may not apply to you. This warranty gives you specific legal rights and you may also have other rights which vary from state to state or country to country.

WARRANTY PERIOD

Consumer Use	2 years*
Commercial Use	90 days

*Second year parts only

The warranty period begins on the date of purchase by the first retail consumer or commercial end user, and continues for the period of time stated above. "Consumer use" means personal residential household use by a retail consumer. "Commercial use" means all other uses, including use for commercial, income producing or rental purposes. Once equipment has experienced commercial use, it shall thereafter be considered as commercial use for purposes of this warranty.

NO WARRANTY REGISTRATION IS NECESSARY TO OBTAIN WARRANTY ON BRIGGS & STRATTON PRODUCTS. SAVE YOUR PROOF OF PURCHASE RECEIPT. IF YOU DO NOT PROVIDE PROOF OF THE INITIAL PURCHASE DATE AT THE TIME WARRANTY SERVICE IS REQUESTED, THE MANUFACTURING DATE OF THE PRODUCT WILL BE USED TO DETERMINE THE WARRANTY PERIOD.

ABOUT YOUR WARRANTY

We welcome warranty repair and apologize to you for being inconvenienced. Any Authorized Service Dealer may perform warranty repairs. Most warranty repairs are handled routinely, but sometimes requests for warranty service may not be appropriate. For example, warranty service would not apply if equipment damage occurred because of misuse, lack of routine maintenance, shipping, handling, warehousing or improper installation. Similarly, the warranty is void if the manufacturing date or the serial number on the pressure washer or engine has been removed or the equipment has been altered or modified. During the warranty period, the Authorized Service Dealer, at its option, will repair or replace any part that, upon examination, is found to be defective under normal use and service. This warranty will not cover the following repairs and equipment:

- **Normal Wear:** Outdoor Power Equipment, like all mechanical devices, needs periodic parts and service to perform well. This warranty also does not cover normal maintenance such as air filters, adjustments, fuel system cleaning and obstruction (due to chemical, lime, dirt, and so forth).
- **Installation and Maintenance:** This warranty does not apply to equipment or parts that have been subjected to improper or unauthorized installation or alteration and modification, misuse, negligence, accident, overloading, overspeeding, improper maintenance, repair or storage so as, in our judgment, to adversely affect its performance and reliability. This warranty also does not cover normal maintenance such as air filters, adjustments, fuel system cleaning and obstruction (due to chemical, lime, dirt, and so forth).
- **Other Exclusions:** This warranty excludes wear items such as quick couplers, seals, o-rings, pumps that have been run without water supplied or damage or malfunctions resulting from accidents, abuse, modifications, alterations, or improper servicing or freezing or chemical deterioration. Accessory parts, such as guns, hoses, nozzle extensions (wands), and nozzles, are excluded from the product warranty. This warranty excludes used, reconditioned, and demonstration equipment and failures due to acts of God and other force majeure events beyond the manufacturers control.
198186E, Rev. C, 12/31/2006



Pressure Washer

Product Specifications

Max Outlet Pressure3,000 PSI (206.8 BARS)
Max Flow Rate2.7 GPM (10.2 liters/min)
Water Supply Temperature100°F (38°C) MAX
Shipping Weight82 lbs. (37.2 kg)
Displacement11.57 cu. in. (190 cc)
Spark Plug Gap0.020 in. (0.50 mm)
Fuel Capacity1.6 Qt. (1.5 Liters)
Oil Capacity20 Ounces (0.6 Liters)

Common Service Parts

PumpSaver6039
O-Ring Maintenance Kit6048
Water Inlet ScreenB2384GS
Air Cleaner491588S or 5043
Long Life Platinum Spark Plug692051 or 5066D
Engine Oil Bottle100005 or 100028
Fuel Stabilizer100002 or 5041D
Spark Arrester398067

Power Ratings: The gross power rating for individual gas engine models is labeled in accordance with SAE (Society of Automotive Engineers) code J1940 (Small Engine Power & Torque Rating Procedure), and rating performance has been obtained and corrected in accordance with SAE J1995 (Revision 2002-05). Torque values are derived at 3060 RPM; horsepower values are derived at 3600 RPM. Actual gross engine power will be lower and is affected by, among other things, ambient operating conditions and engine-to-engine variability. Given both the wide array of products on which engines are placed and the variety of environmental issues applicable to operating the equipment, the gas engine will not develop the rated gross power when used in a given piece of power equipment (actual "on-site" or net power). This difference is due to a variety of factors including, but not limited to, accessories (air cleaner, exhaust, charging, cooling, carburetor, fuel pump, etc.), application limitations, ambient operating conditions (temperature, humidity, altitude), and engine-to-engine variability. Due to manufacturing and capacity limitations, Briggs & Stratton may substitute an engine of higher rated power for this Series engine. This pressure washer is rated in accordance to the Pressure Washer Manufacture Association (PWMA) standard PW101 (Testing and Rating Performance of Pressure Washers).

Briggs & Stratton Power Products Group, LLC
900 N. Parkway
Jefferson, Wisconsin, 53549 U.S.A.

Warranties

Emissions Control System Warranty

Briggs & Stratton Corporation (B&S), the California Air Resources Board (CARB) and the United States Environmental Protection Agency (U.S. EPA)

Emissions Control System Warranty Statement (Owner's Defect Warranty Rights and Obligations)

California, United States and Canada Emissions Control Defects Warranty Statement

The California Air Resources Board (CARB), U.S. EPA and B&S are pleased to explain the Emissions Control System Warranty on your small off-road engine (SORE). In California, new small off-road engines model year 2006 and later must be designed, built and equipped to meet the State's stringent anti-smog standards. Elsewhere in the United States, new non-road, spark-ignition engines certified for model year 1997 and later must meet similar standards set forth by the U.S. EPA. B&S must warrant the emissions control system on your engine for the periods of time listed below, provided there has been no abuse, neglect or improper maintenance of your small off-road engine.

Your emissions control system includes parts such as the carburetor, air cleaner, ignition system, fuel line, muffler and catalytic converter. Also included may be connectors and other emissions related assemblies.

Where a warrantable condition exists, B&S will repair your small off-road engine at no cost to you including diagnosis, parts and labor.

Briggs & Stratton Emissions Control Defects Warranty Coverage

Small off-road engines are warranted relative to emissions control parts defects for a period of two years, subject to provisions set forth below. If any covered part on your engine is defective, the part will be repaired or replaced by B&S.

Owner's Warranty Responsibilities

As the small off-road engine owner, you are responsible for the performance of the required maintenance listed in your Operating and Maintenance Instructions. B&S recommends that you retain all your receipts covering maintenance on your small off-road engine, but B&S cannot deny warranty solely for the lack of receipts or for your failure to ensure the performance of all scheduled maintenance.

As the small off-road engine owner, you should however be aware that B&S may deny you warranty coverage if your small off-road engine or a part has failed due to abuse, neglect, improper maintenance or unapproved modifications.

You are responsible for presenting your small off-road engine to an Authorized B&S Service Dealer as soon as a problem exists. The undisputed warranty repairs should be completed in a reasonable amount of time, not to exceed 30 days.

If you have any questions regarding your warranty rights and responsibilities, you should contact a B&S Service Representative at (414) 259-5262.

The emissions warranty is a defects warranty. Defects are judged on normal engine performance. The warranty is not related to an in-use emissions test.

Briggs & Stratton Emissions Control Defects Warranty Provisions

The following are specific provisions relative to your Emissions Control Defects Warranty Coverage. It is in addition to the B&S engine warranty for non-regulated engines found in the Operator's Manual.

1. Warranted Parts

Coverage under this warranty extends only to the parts listed below (the emissions control systems parts) to the extent these parts were present on the engine purchased.

a. Fuel Metering System

- Cold start enrichment system (soft choke)
- Carburetor and internal parts
- Fuel Pump
- Fuel line, fuel line fittings, clamps
- Fuel tank, cap and tether
- Carbon canister

b. Air Induction System

- Air cleaner
- Intake manifold
- Purge and vent line

c. Ignition System

- Spark plug(s)
- Magneto ignition system

d. Catalyst System

- Catalytic converter
- Exhaust manifold
- Air injection system or pulse valve

e. Miscellaneous Items Used in Above Systems

- Vacuum, temperature, position, time sensitive valves and switches
- Connectors and assemblies

2. Length of Coverage

B&S warrants to the initial owner and each subsequent purchaser that the Warranted Parts shall be free from defects in materials and workmanship which caused the failure of the Warranted Parts for a period of two years from the date the engine is delivered to a retail purchaser.

3. No Charge

Repair or replacement of any Warranted Part will be performed at no charge to the owner, including diagnostic labor which leads to the determination that a Warranted Part is defective, if the diagnostic work is performed at an Authorized B&S Service Dealer. For emissions warranty service contact your nearest Authorized B&S Service Dealer as listed in the "Yellow Pages" under "Engines, Gasoline," "Gasoline Engines," "Lawn Mowers," or similar category.

4. Claims and Coverage Exclusions

Warranty claims shall be filed in accordance with the provisions of the B&S Engine Warranty Policy. Warranty coverage shall be excluded for failures of Warranted Parts which are not original B&S parts or because of abuse, neglect or improper maintenance as set forth in the B&S Engine Warranty Policy. B&S is not liable to cover failures of Warranted Parts caused by the use of add-on, non-original, or modified parts.

5. Maintenance

Any Warranted Part which is not scheduled for replacement as required maintenance or which is scheduled only for regular inspection to the effect of "repair or replace as necessary" shall be warranted as to defects for the warranty period. Any Warranted Part which is scheduled for replacement as required maintenance shall be warranted as to defects only for the period of time up to the first scheduled replacement for that part. Any replacement part that is equivalent in performance and durability may be used in the performance of any maintenance or repairs. The owner is responsible for the performance of all required maintenance, as defined in the B&S Operator's Manual.

6. Consequential Coverage

Coverage hereunder shall extend to the failure of any engine components caused by the failure of any Warranted Part still under warranty.

Emission Information

Engines that are certified to meet the California Air Resources Board (CARB) Emission Standards must display information regarding the Emissions Durability Period and Air Index. The engine manufacturer makes this information available to the consumer on emission labels. The engine emission label will indicate certification information.

The **Emissions Durability Period** describes the number of hours of actual running time for which the engine is certified to be emissions compliant, assuming proper maintenance in accordance with the Operating & Maintenance Instructions. The following categories are used:

Moderate: Engine is certified to be emission compliant for 125 hours of actual engine running time.

Intermediate: Engine is certified to be emission compliant for 250 hours of actual engine running time.

Extended: Engine is certified to be emission compliant for 500 hours of actual engine running time.

For example, a typical walk-behind lawn mower is used 20 to 25 hours per year. Therefore, the **Emissions Durability Period** of an engine with an **intermediate** rating would equate to 10 to 12 years.

Certain engines will be certified to meet the United States Environmental Protection Agency (USEPA) Phase 2 emission standards. For phase 2 certified engines, the Emissions Compliance Period referred to on the Emissions Compliance label indicates the number of operating hours for which the engine has been shown to meet Federal emission requirements.

For engines less than 225 cc displacement:

Category C = 125 hours

Category B = 250 hours

Category A = 500 hours.

For engines of 225 cc or more displacement:

Category C = 250 hours

Category B = 500 hours

Category A = 1000 hours.

ITEM 16	BLOWER - HAND TOTE	BLOWER: CENTRIF. TYPE, METAL HOUSING OR EQUIV.
A: ENGINE: GAS POWERED - 2 CYCLE - RECOIL STARTER - 16 OZ MIN. FUEL TANK - B: BLOWER: CENTRIF. TYPE, METAL HOUSING OR EQUIV.	FROM BID SHEET: 27CC MIN / 324 CFM AT END OF TUBE	
BRAND	STIHL	HUSQVARNA
MODEL	BG 65	125B
ENGINE SIZE	27.2 CC / 1.66 CU. IN.	28 CC / 1.7 CU. IN.
2 - CYCLE	YES	YES
ENGINE POWER	0.7 KW / 0.9 HP	1.1 HP
FUEL TANK	13.5 OZ	16.91 OZ.
AIR VOLUME AT NOZZLE	324 CFM	425 CFM
AIR VELOCITY	174 MPH	170 MPH
CENTRIFUGAL TYPE METAL HSG.	YES	YES
WEIGHT	9.3 LBS.	9.4 LBS.
WARRANTY	1 YEAR	2 YEARS




Search

- [PRODUCTS](#) |
 [LANDSCAPERS](#) |
 [HOMEOWNERS](#) |
 [LOGGERS](#) |
 [ARBORISTS](#) |
 [SUPPORT](#) |
 [HOW-TO](#) |
 [DEALERS](#) |
 [COMPANY](#)

- Blowers
- Chain Saws
- Clearing Saws & Brushcutters
- Clothes, Tools and Lubricants
- Generators
- Mowers
- Pole Saws
- Power Cutters
- Pressure Washers
- Snow Blowers
- Sod Cutters
- Stump Grinders
- Tillers
- Trimmers & Edgers
- Turf Maintenance
- Utility Vehicles

125B


Revolutionary handheld blower that combines high power with state-of-the-art ergonomic design. The blower tube is engineered to be in line with the handle, minimizing rotational force on the wrist. The 125B blower is perfect for homeowner use.



[View large image](#)



Inline design
The fan housing is engineered so that the air stream is in line with the handle. This reduces stress on the wrist and arm.



Auto return stop switch
Stop switch automatically resets to the ON position for easier starting.



Cruise control
Fan speed can be set for easier handling.



Adjustable tube length
The blowing tube length is adjustable for best performance.

ADDITIONAL FEATURES

- Intuitive controls

COMPARE

Compare this product with:

-- select product --

TECHNICAL DATA

Engine specification

Cylinder displacement	28 cc
Cylinder bore	1.4 inch
Cylinder stroke	1.1 inch
Power output	1.1 hp
Maximum power speed	8000 rpm
Maximum recommended engine speed	10000 rpm
Carburetor	Zama C1Q
Fuel tank volume	16.91 fl oz
Fuel consumption (g/kWh)	575 g/kWh

Air flow data

Air flow in housing	470 cfm
Air flow in pipe	425 cfm
Air speed (round nozzle)	130 mph
Air speed (flat nozzle)	170 mph

Emission, vibration & noise data

Vibration idling right handle min/max	5.2/5.2 m/s ²
Vibration top speed right handle min/max	11.6/11.6m/s ²
Sound level, min/max dB(A)	92/92 dB(A)
Sound power level, LWA	107 dB(A)
Sound pressure (15m)	70 dB(A)


Equipment

OEM Harness	--
OEM Nozzle type	Round

Overall dimensions

Weight	9.4 lbs
--------	---------

MODELS FOR 125B



- X-TORQ (Excl. 125BT)
- Low emission engines
- Powerful
- Efficient air filtration
- Comfortable harnesses
- Ergonomically designed handles
- Standard hip belt
(Excl. 125BT, 130BT)

For more information, see page 125...

Backpack blowers with professional capacity and ergonomics.

A Husqvarna backpack blower is the choice of professionals and fits their demanding needs. They are known for their performance, reliability, outstanding ergonomics and comfortable harnesses.

All Husqvarna commercial backpack blowers are using Husqvarna's low emission engines.

HUSQVARNA 180BT
4.4 cu.in./71.9 cc – E-TECH II – Air speed, tube 201 mph
Weight excl. accessories 26.8 lb/12.2 kg


HUSQVARNA 170BT/170BF
4.0 cu.in./64.9 cc – X-TORQ – Air speed, tube 199 mph
Weight excl. accessories 26.5 lb/12.0 kg

HUSQVARNA 130BT
1.8 cu.in./30.0 cc – X-TORQ – Air speed, tube 145 mph
Weight excl. accessories 14.8 lb/6.7 kg

HUSQVARNA 356BT/356BF
3.2 cu.in./51.7 cc – E-TECH II – Air speed, tube 177 mph
Weight excl. accessories 22.4 lb/10.2 kg

HUSQVARNA 150BT
3.1 cu.in./50.2 cc – X-TORQ – Air speed, tube 180 mph
Weight excl. accessories 22.5 lb/10.2 kg

HUSQVARNA 125BT
1.6 cu.in./25.0 cc* – LowVib – Air speed, tube 140 mph
Weight excl. accessories 13.0 lb/5.9 kg



- E-TECH II
- Smart Start
- Inline outlet
- Light weight
- High performance
- Grouped controls
- Vacuum capability (125Bx, 125BVx)
- Available gutter kit

For more information, see page 125...

Versatile and easy to handle handheld blowers.

Husqvarna's lightweight handheld blowers are easy to handle right from the start. The air outlet has a unique inline design that prevents twisting forces common to handheld blowers. This design makes these blowers extremely easy to handle and use. The air

intake is placed outside, away from the user for maximum performance and easy handling. The Bx and BVx models can also be used for collecting in vacuum mode.

HUSQVARNA 125BVx
1.7 cu.in./28.0 cc – E-TECH II – Air speed, tube 170 mph
Weight excl. accessories 9.6 lb/4.4 kg

HUSQVARNA 125Bx
1.7 cu.in./28.0 cc – E-TECH II – Air speed, tube 170 mph
Weight excl. accessories 9.6 lb/4.4 kg

HUSQVARNA 125B
1.7 cu.in./28.0 cc – E-TECH II – Air speed, tube 170 mph
Weight excl. accessories 9.4 lb/4.3 kg

* = Engine power values are as rated by the engine manufacturer.

Technical specifications and solutions for blowers.

Specifications	180BT	356BT/BF	170BT/BF	150BT	130BT	125BT	125BVx	125Bx	125B
Type	Backpack	Backpack	Backpack	Backpack	Backpack	Backpack	Handheld	Handheld	Handheld
Displacement, cu.in./cc	4.4/71.9	3.2/51.7	4.0/64.9	3.1/50.2	1.8/30.0	1.6/25.0*	1.7/28.0	1.7/28.0	1.7/28.0
Noise level, dB(A) / Noise level 15 m ANSI B 175.2	100/77	88/64	95/76	(92/76)	(92/70)	(92/70)	92/70	92/70	92/70
Noise emissions L _{WA} , dB(A)	110	100	110	(107)	(102)	(102)	107	107	107
Vibrations. At idle, right handle, min/max, m/s ²	1.8/2.5	1.3/1.3	0.8/0.8	(0.8/0.8)	(0.8/0.8)	(0.8/0.8)	5.2/5.2	5.2/5.2	5.2/5.2
Vibrations. At top speed, right handle, min/max, m/s ²	2.3/5.2	4.2/4.2	3.9/3.9	(3.9/3.9)	(3.9/3.9)	(3.9/3.9)	11.6/11.6	11.6/11.6	11.6/11.6
Air flow, fan housing / Air flow, tube, cfm	915/685	766/473	742/565	692/494	431/360	385/311	470/425	470/425	470/425
Air speed, tube, mph	201	177	199	180	145	140	170	170	170
Weight excl. accessories, lbs/kg	28.6/13	22.4/10.2	26.5/12.0	22.5/10.2	14.8/6.7	13.0/5.9	9.4/4.3	9.4/4.3	9.4/4.3
E-TECH II / X-TORQ	●/●	●/-	●/●	●/●	●/●	●/●	●/-	●/-	●/-
Air Injection / LowVib	-/●	●/●	-/●	-/●	-/●	-/●	-/-	-/-	-/-
Smart Start / Auto return stop switch	-/-	-/-	-/-	-/-	-/-	●/-	●/●	●/●	-/●
Vac capable / Mulching function	-/-	-/-	-/-	-/-	-/-	-/-	●/●	●/●	-/-
Ergonomic handle / Adjustable handle	●/●	●/●	●/●	●/●	●/●	●/●	-/-	-/-	-/-
Low noise	-	●	-	-	-	-	-	-	-
In line outlet / Ergonomic harness	-/●	-/●	-/●	-/●	-/●	-/●	●/-	●/-	●/-
Air Purge / Throttle lock	●/●	●/●	●/●	●/●	●/●	●/●	●/●	●/●	●/●

* = Engine power values are as rated by the engine manufacturer. ● = Standard - = Not available

X-TORQ

High performance engine reducing fuel consumption up to 20% and emissions up to 60%.

Air Injection

Unique intake air cleaning for extended service intervals.

LowVib

Dampeners between the engine and chassis effectively reduce vibrations.

E-TECH II

The E-TECH engine combines reduced exhaust emissions with a superior power/weight ratio.

Smart Start

The engine and starter have been designed so the machine starts quickly with minimum effort. Resistance in the starter cord is reduced by up to 40%.

Auto return stop switch

Stop switch automatically resets to the ON position for trouble-free starting.

Vac capable

The blower can be turned into a vacuum, to collect debris.

Hip Belt

Hip belt on backpack harness to transfer weight from operator's back and shoulders to the waist.

Mulching function

Mulching knives reduce material and increase bag capacity. 16:1 ratio mulching function.

Ergonomic handle

The handle can be angled and has rubber inserts for a stable, comfortable grip.

Adjustable handle

Adjustable handle for superior comfort.

Low noise

Minimal noise with a gentle tone. The engine, fan housing and insulation reduce noise dramatically. (64 dB(A) per ANSI B175.2)

In line outlet

The fan housing is designed so that the air stream is in line with the operator handle. This makes the machine very easy to maneuver.

Ergonomic harness

Comfortable padded harness with load-reducing hipbelt.

Air Purge

Air Purge removes air from the fuel lines.

Throttle lock

The adjustable throttle lock feature allows the operator to lock the throttle at any speed, reducing fatigue in the throttle finger during long working shifts.

ITEM 17	BACK PACK BLOWER	
A: ENGINE: GAS POWERED - 2 CYCLE - RECOIL STARTER - 16 OZ MIN. FUEL TANK - B: BLOWER: CENTRIF. TYPE, METAL HOUSING OR EQUIV.		
C: CONTROLS: POSITIVE CONTROL OF THROTTLE LEVER AND SHUT OFF SWITCH FROM OPERATOR'S POSITION - D: NOZZLES & TUBES: DETACH. SECTIONS ATTACHED AT BLOWER DISCHARGE - FLEXIBLE COUPLING ON BACK PACK - E: SHOULDER HARNESS KIT		
FROM BID SHEET: 64CC MIN / 530 CFM AT END OF TUBE /		
BID SPECIFICATION		
BRAND	STIHL	DOLMAR
MODEL	BR550	PB 7600.4
ENGINE SIZE	64.8 CC / 3.95 CU. IN.	75.6 CC / 4.61 CU. IN.
2 - CYCLE	YES	NO
ENGINE POWER	3.0 KW / 4.0 HP	2.8 KW / 3.8 HP
FUEL TANK	1400 CC / 47.3 OZ.	1910 CC / 64 OZ.
AIR VOLUME AT NOZZLE	530 CFM	720
AIR VELOCITY	199 MPH	195 MPH
NOZZLES, TUBES, FLEX HOSE	INCL.	INCL.
CENTRIFUGAL TYPE METAL HSG.	YES	YES
EASY TO USE THROTTLE & SWITCH	YES	YES
SHOULDER HARNESS	YES	YES
WEIGHT	21.8 LBS.	23.6 LBS.
WARRANTY	1 YEAR	1 YEAR

DOLMAR

Search GO


Catalog | Dealer

PRODUCTS NEWS KNOW-HOW COMPANY CONTACT PRESS

PB-7600.4

Powerful unit for best cleaning performance

- > Chain saws gasoline
- > Chain saws electric
- > Power cutters
- > String trimmers / Brushcutters
- > Hedge trimmers gasoline
- > Hedge trimmers electric
- ▼ Blowers
- > Accessories
- > PB-250.4
- > PB-251.4
- > PB-500 R
- > PB-7600.4
- > PB-7601.4
- > Fuel and Oil



Technical specifications

Model:	PB-7600.4
Overall weight:	11 kg (23.6 lbs)
Displacement:	75.6 cm ³
Power rating:	2.8 kW (3.8 bhp)
Fuel tank capacity:	1.9 l (64.0 oz)
Engine:	4-stroke
Max air speed:	87 m/s (195 mph)
Air volume max:	20.4 m ³ /min (720 cfm)

Features

- Blows leaves, dirt, waste and even powder snow
- Powerful and smooth running OHV 4-stroke engine
- Low fuel consumption compared with low emissions
- Low noise due to large designed muffler
- Automatic decompression valve system for easy starting
- Adjustable and ergonomic joystick-handle
- Energy saving working thanks to cruise control handle
- Sliding spark plug cover for easy access
- Large capacity air cleaner - easy to access
- Large capacity fuel tank for long working - up to 80 min
- Newly designed oil filling port and oil drain plug
- Comfortable and ventilated back pack design
- Low weight due to most modern materials
- Low vibrations thanks to spring damped work unit

ITEM 18	GARDEN TRACTOR	
A: FRAME: 10 GA WELDED STEEL - B: ENGINE: 25 HP TWIN CYL. WITH POWER STEERING - C: TRANSMISSION: HYDROSTIC W/ CRUISE CONTROL		
D: DECK: FREE FLOAT W/ FULL WIDTH ROLLERS AND QUICK HITCH ATTACHMENT REMOVAL SYSTEM - E: RMO: REVERSE MOWING OPTION & 18" TURN RADIUS		
FROM BID SHEET: 25 HP / SIDE DISCHARGE / 50" CUT / 18" TURN RADIUS/KEY CHOICE MOWING		
BRAND	CUB CADET	CUB CADET
MODEL	LT 1050	LT 1050
ENGINE	KOHLER	KOHLER
ELECTRIC START	YES	YES
HP	25 HP - TWIN CYL.	25 HP - TWIN CYL.
DRIVE SYSTEM	HYDROSTATIC	HYDROSTATIC
CRUISE CONTROL	YES	YES
DECK SIZE	50"	50"
DECK	FULL FLOAT	SEMI - FLOAT STYLE
FULL WIDTH DECK ROLLERS	NOT AVAILABLE	NOT AVAILABLE
ANTI-SCALP SYSTEM	4 WHEELS - 1 CENTER ROLLER	4 WHEELS - 1 CENTER ROLLER
QUICK ATTACH REMOVAL SYSTEM	YES	YES
FRAME & CHASIS	12 GAUGE & WELDED	12 GAUGE & WELDED
DECK MATERIAL	12 GA STAMPED STEEL	12 GA STAMPED STEEL
NUMBER OF MOWING BLADES	3	3
MULCH KIT	INCLUDED	INCLUDED
REVERSE MOWING OPTION (RMO)	YES	YES
POWER STEERING	NOT AVAILABLE	NOT AVAILABLE
TURNING RADIUS	18"	18"
FUEL CAPACITY	3.5 GALLON	3.5 GALLON
SPEED - FORWARD	0 - 5.2 MPH	0 - 5.2 MPH
SPEED - REVERSE	0 - 2.3 MPH	0 - 2.3 MPH
SEAT	HIGH BACK - ADJUSTABLE	HIGH BACK - ADJUSTABLE
BLADE CLUTCH	ELECTRONIC	ELECTRONIC
REAR TIRES	20" X 10"	20" X 10"
FRONT TIRES	15" X 6"	15" X 6"
CUT HEIGHT	1.5" - 4"	1.5" - 4"
HOURMETER	DIGITAL	DIGITAL
LENGTH	68"	68"
WIDTH	52"	52"
WEIGHT	548 LBS.	548 LBS.
WARRANTY - ENGINE	2 YEARS	2 YEARS
WARRANTY - MACHINE		
FRAME & FRONT AXLE	5 YR / 500 HOURS	5 YR / 500 HOURS
MOWER	3 YR / 120 HOURS	3 YR / 120 HOURS

SERIES 1000 LAWN TRACTORS



ENGINE	LT 1040	LT 1042	LT 1045	LT 1046	LT 1050
Engine type	18 HP* Kohler® Courage™ single-cylinder	19 HP* Kohler® Courage™ single-cylinder	20 HP* Kohler® Courage™ single-cylinder	23 HP* Kohler® Courage™ V-Twin OHV	25 HP* Kohler® Courage™ V-Twin OHV
Cylinders/material	1/cast-iron sleeve	1/cast-iron sleeve	1/cast-iron sleeve	2/cast-iron sleeve	2/cast-iron sleeve
Lubrication	Fully pressurized automotive-style oil pump w/spin-on oil filter				
DRIVE SYSTEM					
Drive system	CVT w/cruise control	Automatic w/heavy-duty hydrostatic pump with oil drain port			
Engine to transmission	Twin CVT drive belts w/clutching tensile cords		Heavy-duty Kevlar® belt		
Cruise control	Standard	Standard	Standard	Standard	Standard
Rear wheel	Steel wheels with 4-bolt automotive-style lug nut mounting				
Transmission housings	Die-cast aluminum				
STEERING					
Steering	Manual sector & pinion				
Front axle	Heavy-duty cast-iron w/dual grease fittings - 5-year limited warranty				
Spindles	3/4" w/grease fittings				
Ball joints	2 automotive-style				
Rear axle diameter	3/4" diameter with dual steel wheel drive hubs				
Turning radius	18"	18"	18"	18"	18"
CHASSIS					
Chassis type	Robotically welded steel frame assembly - 5-year limited warranty				
Frame	Heavy-duty 12-gauge steel - 5-year limited warranty				
Hood & grill	Corrosion- and dent-resistant high-impact ABS				
Fender & bumper	Steel fender w/twin rear fender flares w/grab handles. Welded stamped steel bumper assembly				
ELECTRICAL SYSTEM					
Alternator	15 amp. regulated	15 amp. regulated	15 amp. regulated	15 amp. regulated	15 amp. regulated
Battery	12V/heavy-duty 190 cold crank amp.		12V/heavy-duty 235 cold crank amp.		
Charging system	Flywheel alternator				
Headlights	Standard	Standard	Standard	Standard	Standard
System monitor package	Digital hour meter, change oil service minder, oil pressure indicator, battery voltage monitor, park brake and PTO start sequence LEDs				
Safety systems	Neutral start, operator presence, reverse safety switch, brake pedal lock, RevTEK™				
OPERATION					
PTO clutch	Electronic fingertip engagement for smooth operation of deck or attachments				
Deck lift	Manual/6-position	Manual/6-position	Manual/6-position	Manual/6-position	Manual/6-position/spring-assisted
Brakes	Automotive-style disc				
Seat	Medium-back seat, 6-position fingertip adjustment mechanism	High-back seat, 6-position fingertip adjustment mechanism			High-back seat, 6-position fingertip adjustment mechanism with arm rests
ADDITIONAL SPECIFICATIONS					
Front tires	15" x 6"	15" x 6"	15" x 6"	15" x 6"	15" x 6"
Rear tires	20" x 10"	20" x 10"	20" x 10"	20" x 10"	20" x 10"
Forward speed	0 - 5.2 mph	0 - 5.2 mph	0 - 5.2 mph	0 - 5.2 mph	0 - 5.2 mph
Reverse speed	0 - 2.3 mph	0 - 2.3 mph	0 - 2.3 mph	0 - 2.3 mph	0 - 2.3 mph
Fuel tank	3 gal. easy fill, large opening, rustproof	3.5 gal. easy fill, large opening, rustproof			1.9 qt
Engine oil	1.6 qt	1.6 qt	1.6 qt	1.9 qt	1.9 qt
Transmission oil	19 oz. Shell grease	2.0 qt	2.0 qt	2.0 qt	2.0 qt
Wheelbase	46"	46"	46"	46"	46"
Overall length	68"	68"	68"	68"	68"
Estimated weight w/deck	468 lbs.	498 lbs.	510 lbs.	513 lbs.	548 lbs.
MOWING DECK					
Cutting width/blades	42" heavy-duty twin blades	42" heavy-duty twin blades	46" heavy-duty triple blades	46" heavy-duty triple blades	50" heavy-duty triple blades
Deck cutting height	1.5" - 4"	1.5" - 4"	1.5" - 4"	1.5" - 4"	1.5" - 4"
Mower deck construction	13-gauge steel	13-gauge steel	12-gauge steel	12-gauge steel	12-gauge steel
Mower drive system	Heavy-duty Kevlar® belt				
Anti-scalping	4 wheels	4 wheels	4 wheels	4 wheels	4 wheels, 1 roller (front)
Mulch kit	Standard	Standard	Standard	Standard	Standard
Deck spindles	Die-cast aluminum spindle housings w/sealed ball bearings and grease fittings for long life				
Deck pulleys	All steel w/heavy-duty bearings				
Deck attach/removal	QuickAttach™ in seconds, no tools required				
Deck wash	Patented SmartJet™ high-pressure deck washing system				
WARRANTY**					
3-year/120-hr and 5-year/500-hr limited warranty					

*as rated by engine manufacturer

**See your local Cub Cadet Independent Retailer for warranty details. Specifications subject to change without notice.



ITEM 19	ZERO TURN MOWER		
A: ENGINE: 27 HP / B: TRANSMISSION: HYDROSTATIC WITH CRUISE CONT.			
C: SPEED: 12 MPH FWD/8 MPH REV - D: DECK: 60" 5.5" DEEP - E: ROPS: FOLDABLE - F: PARKING BRAKE: INTERGRATED NEUTRAL LOCK			
FROM BID SHEET: ANSI APPROVED / SUSPENSION SEAT / 10 GALLON MIN. FUEL CAPACITY / HYDRO TRACKING			
	BID SPECIFICATION	BID BY ROPE INCORPORATED	
BRAND	JOHN DEERE	CUB CADET TANK	
MODEL	Z830A	M60-KH	
ENGINE	KAWASAKI	KOHLER	
ELECTRIC START	YES	YES	
HP	27	30	
DRIVE SYSTEM	HYDROSTATIC	HYDROSTATIC	
DECK SIZE	60"	60"	
FUEL CAPACITY	11.5 GALLON	14 GALLON	
ROPS	FOLDABLE	FOLDABLE	
SPEED - FORWARD	0 - 12 MPH	0 - 12 MPH	
SPEED - REVERSE	0 - 6 MPH	0 - 5 MPH	
SEAT	?	FULL SUSPENSION	
HIGH BACK SEAT	?	YES	
ELECT. BLADE CLUTCH	225 FT/LB.	OGURA 2.5 (250 FT/LB.)	
REAR TIRES	24 X 12-12	24 X 12-12	
FRONT TIRES	13 X 6.5-6	13 X 6.5-6	
BLADE TIP SPEED	18,000 FPM	18,000 FPM	
DECK	STAMPED	FABRICATED	
DECK CONST.	7 GA	10 GA - 7 & 10 GA REINFORCED	
CUT HEIGHT	1.5" - 5"	1" - 5"	
HOURMETER	YES	YES	
PARKING BRAKE - INTEGRATED	YES	YES	
MEETS ANSI STANDARDS	YES	YES	
LENGTH	84"	80"	
WIDTH	73" W CHUTE	71" W/ CHUTE	
HEIGHT - ROPS UP / DOWN	73" UP / 47" DOWN	72" UP / 53" DOWN	
HYDRO TRACKING	YES	YES	
WEIGHT	1360 LBS.	1150 LBS	
WARRANTY - ENGINE	2 YEARS	2 YEARS	
WARRANTY - MACHINE	2 YEARS	3 YEAR LIMITED COMMERCIAL	

TANK ZERO-TURN RIDERS

ENGINE	M48-KW	M54-KH	M60-KH	M60-KW
Engine type	23 HP* Kawasaki® V-Twin	27 HP* Kohler® Command® V-Twin	30 HP* Kohler® Command® V-Twin	31 HP* Kawasaki® V-Twin
Engine orientation	Vertical	Vertical	Vertical	Vertical
Engine displacement	675 cc	724 cc	747 cc	852 cc
Engine fuel	Gas	Gas	Gas	Gas
Ignition	Transistor controlled	Transistor controlled	Transistor controlled	Transistor controlled
Lubrication / filter	Full pressure w/ spin-on oil filter	Full pressure w/ spin-on oil filter	Full pressure w/ spin-on oil filter	Full pressure w/ spin-on oil filter
Cooling system	Air	Air	Air	Air
Air cleaner	Remote - replaceable dual element	Remote - replaceable dual element	Remote - replaceable dual element	Remote - replaceable dual element
Alternator	12V-15 amp regulated	12V-15 amp regulated	12V-15 amp regulated	12V-15 amp regulated
Wiring	Automotive-style	Automotive-style	Automotive-style	Automotive-style
Fuel capacity	Twin 7-gallon tanks	Twin 7-gallon tanks	Twin 7-gallon tanks	Twin 7-gallon tanks
Battery	260 CCA	260 CCA	260 CCA	260 CCA
DRIVE SYSTEM				
Drive system	Dual Hydro-Gear™ BDP-12 pumps & White® wheel motors	Dual Hydro-Gear™ BDP-12 pumps & White® wheel motors	Dual Hydro-Gear™ BDP-12 pumps & White® wheel motors	Dual Hydro-Gear™ BDP-12 pumps & White® wheel motors
Ground speed	Fwd: 12 mph, Rev: 5 mph	Fwd: 12 mph, Rev: 5 mph	Fwd: 12 mph, Rev: 5 mph	Fwd: 12 mph, Rev: 5 mph
Hydraulic fluid	Rimula - 15W40	Rimula - 15W40	Rimula - 15W40	Rimula - 15W40
Hydro fluid capacity	3 qt.	3 qt.	3 qt.	3 qt.
Hydraulic oil filter	Standard	Standard	Standard	Standard
Controls	3-way adjustable lap bars	3-way adjustable lap bars	3-way adjustable lap bars	3-way adjustable lap bars
Lap bar dampers	Standard	Standard	Standard	Standard
Return to neutral	Standard	Standard	Standard	Standard
Braking / parking brake	Dynamic / Knott drum	Dynamic / Knott drum	Dynamic / Knott drum	Dynamic / Knott drum
STEERING				
Caster wheel pivot bearings	Tapered roller bearing, greasable	Tapered roller bearing, greasable	Tapered roller bearing, greasable	Tapered roller bearing, greasable
Front axle	Pivoting / fixed with lockout pins	Pivoting / fixed with lockout pins	Pivoting / fixed with lockout pins	Pivoting / fixed with lockout pins
CHASSIS				
Frame	Fully welded steel 2" square tubing	Fully welded steel 2" square tubing	Fully welded steel 2" square tubing	Fully welded steel 2" square tubing
TIRES				
Front tire size	13" x 6.5" - 6" (smooth)	13" x 6.5" - 6" (smooth)	13" x 6.5" - 6" (smooth)	13" x 6.5" - 6" (smooth)
Rear tire size	23" x 9.5" - 12"	24" x 12" - 12"	24" x 12" - 12"	24" x 12" - 12"
DIMENSIONS				
Length	74.5"	78"	80"	80"
Width with chute down	59"	65"	71"	71"
Height	72"	72"	72"	72"
Wheel base	44.5"	48"	50"	50"
Front track width	40.25"	39"	39"	39"
Rear track width	47"	51"	57"	57"
Weight (approx.)	1,080 lbs.	1,100 lbs.	1,150 lbs.	1,150 lbs.
MOWING DECK				
Safety	Operator presence	Operator presence	Operator presence	Operator presence
Deck size	48" Select Cut System™	54" Select Cut System™	60" Select Cut System™	60" Select Cut System™
Deck blades	Triple	Triple	Triple	Triple
Deck construction	10-gauge fabricated with twin 7- and 10-gauge reinforcements	10-gauge fabricated with twin 7- and 10-gauge reinforcements	10-gauge fabricated with twin 7- and 10-gauge reinforcements	10-gauge fabricated with twin 7- and 10-gauge reinforcements
Deck style / system	Floating	Floating	Floating	Floating
Deck drive	Belt - Kevlar®	Belt - Kevlar®	Belt - Kevlar®	Belt - Kevlar®
Deck wash	Patented SmartJet™ high-pressure deck washing system	Patented SmartJet™ high-pressure deck washing system	Patented SmartJet™ high-pressure deck washing system	Patented SmartJet™ high-pressure deck washing system
Deck lift	Foot pedal - spring assisted	Foot pedal - spring assisted	Foot pedal - spring assisted	Foot pedal - spring assisted
Deck height adjustment	1" - 5" (in .25" increments)	1" - 5" (in .25" increments)	1" - 5" (in .25" increments)	1" - 5" (in .25" increments)
Blade spindle construction	Cast aluminum	Cast aluminum	Cast aluminum	Cast aluminum
Greasable spindle bearings	Tapered rollers	Tapered rollers	Tapered rollers	Tapered rollers
Blade length	17"	19"	21"	21"
Blade brake clutch	Ogura GT 2.5	Ogura GT 2.5	Ogura GT 2.5	Ogura GT 2.5
Front anti-scalping wheels	4 standard, greasable	4 standard, greasable	4 standard, greasable	4 standard, greasable
Rear anti-scalping wheels	N/A	N/A	2	2
Rear anti-scalping rollers / stripper	Full width - adjustable	Full width - adjustable	Full width - adjustable	Full width - adjustable
Deck PTO	Electronic fingertip engagement	Electronic fingertip engagement	Electronic fingertip engagement	Electronic fingertip engagement
ADDITIONAL SPECIFICATIONS				
ROPS	Standard	Standard	Standard	Standard
Monitor / hour meter	Standard	Standard	Standard	Standard
Seat / adjustment	High-back - foldable	High-back - foldable	High-back - foldable	High-back - foldable
Seat suspension	Standard	Standard	Standard	Standard
Arm rest	Standard	Standard	Standard	Standard
Cup holder	Standard	Standard	Standard	Standard
Storage pouch	Standard	Standard	Standard	Standard
Rear hitch	Standard	Standard	Standard	Standard
Front / mid footboard traction	Extruded steel	Extruded steel	Extruded steel	Extruded steel
WARRANTY†				
	3-year limited commercial	3-year limited commercial	3-year limited commercial	3-year limited commercial

*as rated by engine manufacturer

†See your local Independent Dealer for warranty information.

Cat, Caterpillar and CAT diesel power and their respective logos are registered trademarks of Caterpillar Inc. and used with permission.

ITEM 20	ZERO TURN MOWER	
A: ENGINE: 27 HP / B: TRANSMISSION: HYDROSTATIC		
C: SPEED: 13 MPH FWD/8 MPH REV - D: DECK: 72" 5.5" DEEP - E: ROPS: FOLDABLE - F: PARKING BRAKE: INTERGRATED NEUTRAL LOCK		
FROM BID SHEET: 12 GALLON MIN. / ANSI APPROVED / HYDRO TRACKING		
	BID SPECIFICATION	BID BY ROPE INCORPORATED
BRAND	GRAVELY	CUB CADET TANK
MODEL	272HXDZ	M72-KW
ENGINE	KAWASAKI	KAWASAKI
ELECTRIC START	YES	YES
HP	31	37
DRIVE SYSTEM	HYDROSTATIC	HYDROSTATIC
DECK SIZE	72"	72"
FUEL CAPACITY	13 GALLON	14 GALLON
ROPS	FOLDABLE	FOLDABLE
SPEED - FORWARD	13 MPH	12 MPH
SPEED - REVERSE	6 MPH	5 MPH
SEAT	FULL SUSPENSION	FULL SUSPENSION
HIGH BACK SEAT	YES	YES
ELECT. BLADE CLUTCH	OGURA 2.5 (250 FT/LB.)	OGURA 3.5 (350 FT/LB.)
REAR TIRES	24 X 11.5-12	24 X 12-12
FRONT TIRES	15 X 6-6	13 X 6.5-6
BLADE TIP SPEED	18,000 FPM	18,000 FPM
DECK	FABRICATED	FABRICATED
DECK CONST.	7 GA - 1/4" REINFORCED	9 GA - 7 & 10 GA REINFORCED
CUT HEIGHT	1" - 5"	1" - 5"
HYDRO TRACKING	YES	YES
HOURMETER	YES	YES
PARKING BRAKE	YES	YES
MEETS ANSI STANDARDS	YES	YES
LENGTH	82"	81"
WIDTH	75" W/O CHUTE	83" W/ CHUTE
HEIGHT - ROPS DOWN	50"	72" UP / 53" W/ROPS DOWN
WEIGHT		1380 LBS
WARRANTY - ENGINE	2 YEARS	2 YEARS
WARRANTY - MACHINE	2 YEARS	3 YEAR LIMITED COMMERCIAL

TANK ZERO-TURN R

ENGINE

	M48-KW	M72-KW	M72-CT
Engine type	23 HP* Kawasaki® V-Twin	37 HP* Kawasaki® V-Twin	28 HP† Caterpillar® liquid-cooled 3-cylinder
Engine orientation	Vertical	Vertical	Horizontal
Engine displacement	675 cc	999 cc	1,131 cc
Engine fuel	Gas	Gas	Diesel
Ignition	Transistor controlled	Transistor controlled	-
Lubrication / filter	Full pressure w/ spin-on oil filter	Full pressure w/ spin-on oil filter	Full pressure w/ spin-on oil filter
Cooling system	Air	Air	Liquid
Air cleaner	Remote - replaceable dual element	Remote - replaceable dual element	Remote - replaceable dual element
Alternator	12V-15 amp regulated	12V-15 amp regulated	12V-40 amp regulated
Wiring	Automotive-style	Automotive-style	Automotive-style
Fuel capacity	Twin 7-gallon tanks	Twin 7-gallon tanks	Twin 7-gallon tanks
Battery	260 CCA	260 CCA	325 CCA

DRIVE SYSTEM

Drive system	Dual Hydro-Gear™ BDP-12 pumps & White® wheel motors	Dual Hydro-Gear™ BDP-12 pumps & White® wheel motors	Dual Hydro-Gear™ BDP-12 pumps & Parker® wheel motors
Ground speed	Fwd: 12 mph, Rev: 5 mph	Fwd: 12 mph, Rev: 5 mph	Fwd: 12 mph, Rev: 5 mph
Hydraulic fluid	Rimula - 15W40	Rimula - 15W40	Rimula - 15W40
Hydro fluid capacity	3 qt.	3 qt.	3 qt.
Hydraulic oil filter	Standard	Standard	Standard
Controls	3-way adjustable lap bars	3-way adjustable lap bars	3-way adjustable lap bars
Lap bar dampers	Standard	Standard	Standard
Return to neutral	Standard	Standard	Standard
Braking / parking brake	Dynamic / Knott drum	Dynamic / Knott drum	Dynamic / Knott drum

STEERING

Caster wheel pivot bearings	Tapered roller bearing, greasable	Tapered roller bearing, greasable	Tapered roller bearing, greasable
Front axle	Pivoting / fixed with lockout pins	Pivoting / fixed with lockout pins	Pivoting / fixed with lockout pins

CHASSIS

Frame	Fully welded steel 2" square tubing	Fully welded steel 2" square tubing	Fully welded steel 2" square tubing
-------	-------------------------------------	-------------------------------------	-------------------------------------

TIRES

Front tire size	13" x 6.5" - 6" (smooth)	13" x 6.5" - 6" (smooth)	13" x 6.5" - 6" (smooth)
Rear tire size	23" x 9.5" - 12"	24" x 12" - 12"	24" x 12" - 12"

DIMENSIONS

Length	74.5"	81"	81"
Width with chute down	59"	83"	83"
Height	72"	72"	72"
Wheel base	44.5"	51"	51"
Front track width	40.25"	44"	44"
Rear track width	47"	57"	57"
Weight (approx.)	1,080 lbs.	1,380 lbs.	1,520 lbs.

MOWING DECK

Safety	Operator presence	Operator presence	Operator presence
Deck size	48" Select Cut System™	72" Select Cut System™	72" Command Cut System™
Deck blades	Triple	Triple	Triple
Deck construction	10-gauge fabricated with twin 7- and 10-gauge reinforcements	9-gauge fabricated with twin 7- and 10-gauge reinforcements	9-gauge fabricated with twin 7- and 10-gauge reinforcements
Deck style / system	Floating	Floating	Floating
Deck drive	Belt - Kevlar®	Belt - Kevlar®	Belt - Kevlar®
Deck wash		pressure deck washing system	
Deck lift	Foot pedal - spring assisted	Foot pedal - spring assisted	Foot pedal - spring assisted
Deck height adjustment	1" - 5" (in .25" increments)	1" - 5" (in .25" increments)	1.5" - 5" (in .25" increments)
Blade spindle construction	Cast aluminum	Cast aluminum	Cast aluminum
Greasable spindle bearings	Tapered rollers	Tapered rollers	Tapered rollers
Blade length	17"	25"	25"
Blade brake clutch	Ogura GT 2.5	Ogura GT 3.5	Ogura GT 3.5
Front anti-scalping wheels	4 standard, greasable	4 standard, greasable	4 standard, greasable
Rear anti-scalping wheels	N/A	2	2
Rear anti-scalping rollers / stripper	Full width - adjustable	Full width - adjustable	Full width - adjustable
Deck PTO	Electronic fingertip engagement	Electronic fingertip engagement	Electronic fingertip engagement

ADDITIONAL SPECIFICATIONS

ROPS	Standard	Standard	Standard
Monitor / hour meter	Standard	Standard	Standard
Seat / adjustment	High-back - foldable	High-back - foldable	High-back - foldable
Seat suspension	Standard	Standard	Standard
Arm rest	Standard	Standard	Standard
Cup holder	Standard	Standard	Standard
Storage pouch	Standard	Standard	Standard
Rear hitch	Standard	Standard	Standard
Front / mid footboard traction	Extruded steel	Extruded steel	Extruded steel

WARRANTY†

	3-year limited commercial	3-year limited commercial	3-year limited commercial
--	---------------------------	---------------------------	---------------------------

*as rated by engine manufacturer

†See your local Independent Dealer for warranty information.

Cat, Caterpillar and CAT diesel power and their respective logos are registered

Specifications subject to change without notice.

ITEM 21	UTILITY VEHICLE	
A: ENGINE: 11 HP GAS OHV - B: TOWING CAPACITY: 900 LB. ON LEVEL GROUND - C: SPEED: UP TO 20 MPH		
FROM BID SHEET: GROUND CLEARANCE UNDER FOOT PLATFORM - 9.8" / SEATING CAPACITY - 2		
	BID SPECIFICATION	BID BY ROPE INCORPORATED
BRAND	JOHN DEERE	CUB CADET
MODEL	GATOR TS	VOLUNTEER 4X2 FIS
ENGINE	KAWASAKI	KOHLER
HP	13 HP	18 HP
OHV - GAS	YES	YES
ELECTRIC START	YES	YES
DRIVE TYPE	CVT	CVT
SUSPENSION		
FRONT	INDEP. SPRING OVER SHOCK -SINGLE A-ARM	FOUR WHEEL FULLY INDEP.
REAR	LEAF SPRING	DUAL A-ARM W/COIL OVER SHOCKS
TOTAL TRAVEL	5" FRONT / 2.5" REAR	8" FRONT / 8" REAR
BRAKES	FRONT & REAR HYDRAULIC DISC	FRONT & REAR 8" HYDRAULIC DISC
PARKING BRAKE	YES	YES
WEIGHT	1,032 LBS.	1,400 LBS.
PAYLOAD CAPACITY	1,000 LBS.	1,300 LBS.
TOWING CAPACITY	1,000 LBS.	1,300 LBS.
SPEED	0-20 MPH	0-25 MPH
GROUND CLEARANCE		
UNDER FOOT PLATFORM	10.6 INCHES	10.5 INCHES
UNDER TRANSAXLE	5.7 INCHES	9 INCHES
CARGO DECK SIZE	43.9" L X 49" W X 9" D	51.6" L X 42" W" X 11.5" D
CARGO BED VOLUME	11.2 CU.FT.	14.4 CU.FT.
CARGO BED CAPACITY	600 LBS.	900 LBS.
WIDTH / LENGTH / HEIGHT	60" X 108.1" X 43.6"	63.55" X 119" X 73"
TIRES		
FRONT	22 X 9.5-10	25 X 10-12
REAR	24 X 10.5-10	25 X 11-12
OPERATOR PROTECTION SYSTEM	NO	YES
BUCKET SEATS	2	2
WARRANTY	12 MONTHS - 1,000 HOURS	24 MONTHS



ECHO®

Ask Any Pro!™



FAR-REACHING

ASK ANY PRO

PRO POINTERS

- To ensure operator safety, never stand directly
- Always wear the proper safety gear when