



SEND TO

State of West Virginia
Department of Administration
Purchasing Division
2019 Washington Street East
Post Office Box 50130
Charleston, WV 25305-0130

Request for Quotation

RFO NUMBER
DNR209171

PAGE
1

ADDRESS CORRESPONDENCE TO ATTENTION OF:
FRANK WHITTAKER 304-558-2316

AUCTION

*A09113539 804-798-6842
VIRGINIA PLAYGROUND SERVICES I
14276 RIVERSIDE DR
ASHLAND VA 23005

SHIP TO

DIVISION OF NATURAL RESOURCES
BEECH FORK STATE PARK
ATTN: PARK SUPERINTENDENT
5601 LONG BRANCH ROAD
BARBOURSVILLE, WV
25504 522-0303

*AS EQUAL BID REPLY BY:
VIRGINIA PLAYGROUNDS AND LITTLE TIKES COMMERCIAL PLAYPOWER*

DATE PRINTED 04/28/2009	TERMS OF SALE	SHIP VIA	F.O.B.	FREIGHT TERMS
BID OPENING DATE: 06/03/2009		BID OPENING TIME 07:30PM		

LINE	QUANTITY	UOP	CAT. NO.	ITEM NUMBER	UNIT PRICE	AMOUNT
0001	1	LS		650-38	BASE BID	\$ 96,713.00
					PLUS ADD ALTERNATE LAST PAGE	25,310.00
<p>PLAYGROUND EQUIPMENT</p> <p>REQUEST FOR QUOTATION (RFQ)</p> <p>THE WEST VIRGINIA STATE PURCHASING DIVISION FOR THE AGENCY, THE WEST VIRGINIA DIVISION OF NATURAL RESOURCES, IS SOLICITING BIDS TO PROVIDE ALL MATERIAL AND INSTALLATION OF PLAYGROUND EQUIPMENT FOR BEECH FORK STATE PARK LOCATED IN BARBOURSVILLE, WEST VIRGINIA THE ATTACHED SPECIFICATIONS.</p> <p>A MANDATORY PRE-BID MEETING WILL BE HELD ON MAY 14, 2009 AT 10:00 AM AT THE PARK HEADQUARTERS IN BARBOURSVILLE, WEST VIRGINIA. ALL VENDORS WISHING TO SUBMIT A BID FOR THIS PROJECT MUST ATTEND THIS MEETING. NO ONE PERSON MAY REPRESENT MORE THAN ONE VENDOR.</p> <p>TECHNICAL QUESTIONS CONCERNING THIS PROJECT MUST BE SUBMITTED TO FRANK WHITTAKER IN THE WEST VIRGINIA STATE PURCHASING DIVISION VIA FAX AT 304-558-4115 OR VIA EMAIL AT FRANK.M.WHITTAKER@WV.GOV. DEADLINE FOR ALL TECHNICAL QUESTIONS IS MAY 20, 2009 AT THE CLOSE OF BUSINESS. ALL TECHNICAL QUESTIONS RECEIVED, IF ANY, WILL BE ANSWERED BY ADDENDUM AFTER THE DEADLINE HAS LAPSED.</p> <p>QUESTIONS CONCERNING THE PROCESS BY WHICH A VENDOR MAY SUBMIT A BID TO THE STATE OF WEST VIRGINIA ARE</p>						

RECEIVED
2009 JUN 10 AM 9:37
WV PURCHASING DIVISION

SIGNATURE <i>James Bennett</i>	SEE REVERSE SIDE FOR TERMS AND CONDITIONS	TELEPHONE 304 249 4588	DATE 6-9-09
TITLE AGENT	FEIN 20-4869478	ADDRESS CHANGES TO BE NOTED ABOVE	

WHEN RESPONDING TO RFQ, INSERT NAME AND ADDRESS IN SPACE ABOVE LABELED 'VENDOR'



State of West Virginia
 Department of Administration
 Purchasing Division
 2019 Washington Street East
 Post Office Box 50130
 Charleston, WV 25305-0130

Request for Quotation

RFQ NUMBER
DNR209171

PAGE
2

ADDRESS CORRESPONDENCE TO ATTENTION OF
FRANK WHITTAKER
304-558-2316

VENDOR

*A09113539 804-798-6842
 VIRGINIA PLAYGROUND SERVICES I
 14276 RIVERSIDE DR
 ASHLAND VA 23005

SHIP TO

DIVISION OF NATURAL RESOURCES
 BEECH FORK STATE PARK
 ATTN: PARK SUPERINTENDENT
 5601 LONG BRANCH ROAD
 BARBOURSVILLE, WV
 25504 522-0303

DATE PRINTED	TERMS OF SALE	SHIP VIA	F.O.B.	FREIGHT TERMS
04/28/2009				

BID OPENING DATE: **06/03/2009** BID OPENING TIME **01:30PM**

LINE	QUANTITY	UOP	CAT NO	ITEM NUMBER	UNIT PRICE	AMOUNT
<p>NOT CONSIDERED TO BE TECHNICAL QUESTIONS AND MAY BE SUBMITTED AT ANY TIME PRIOR TO THE BID OPENING AND IN ANY FORMAT.</p> <p>EXHIBIT 5</p> <p>WEST VIRGINIA CODE 21-1D-5 PROVIDES THAT: ANY SOLICITATION FOR A PUBLIC IMPROVEMENT CONSTRUCTION CONTRACT REQUIRES EACH VENDOR THAT SUBMITS A BID FOR THE WORK TO SUBMIT AT THE SAME TIME AN AFFIDAVIT OF COMPLIANCE WITH THE BID. THE ENCLOSED DRUG-FREE WORKPLACE AFFIDAVIT MUST BE SIGNED AND SUBMITTED WITH THE BID AS EVIDENCE OF THE VENDOR'S COMPLIANCE WITH THE PROVISIONS OF ARTICLE 1D, CHAPTER 21 OF THE WEST VIRGINIA CODE. FAILURE TO SUBMIT THE SIGNED DRUG-FREE WORKPLACE AFFIDAVIT WITH THE BID SHALL RESULT IN DISQUALIFICATION OF SUCH BID.</p> <p>NOTICE TO PROCEED: THIS CONTRACT IS TO BE PERFORMED WITHIN 60 CALENDAR DAYS AFTER THE NOTICE TO PROCEED IS RECEIVED. UNLESS OTHERWISE SPECIFIED, THE FULLY EXECUTED PURCHASE ORDER WILL BE CONSIDERED NOTICE TO PROCEED.</p> <p>CANCELLATION: THE DIRECTOR OF PURCHASING RESERVES THE RIGHT TO CANCEL THIS CONTRACT IMMEDIATELY UPON WRITTEN NOTICE TO THE VENDOR IF THE MATERIALS OR WORKMANSHIP SUPPLIED ARE OF AN INFERIOR QUALITY OR DO NOT CONFORM WITH THE SPECIFICATIONS OF THE BID AND CONTRACT HERE IN.</p> <p>WAGE RATES: THE CONTRACTOR OR SUBCONTRACTOR SHALL PAY THE HIGHER OF THE U.S. DEPARTMENT OF LABOR MINIMUM WAGE RATES AS ESTABLISHED FOR CABELL COUNTY, PURSUANT TO WEST VIRGINIA CODE 21-5A, ET, SEQ. (PREVAILING WAGE RATES APPLY TO THIS PROJECT)</p>						

SEE REVERSE SIDE FOR TERMS AND CONDITIONS

SIGNATURE		TELEPHONE	DATE
TITLE	FEIN	ADDRESS CHANGES TO BE NOTED ABOVE	

WHEN RESPONDING TO RFQ, INSERT NAME AND ADDRESS IN SPACE ABOVE LABELED 'VENDOR'



State of West Virginia
 Department of Administration
 Purchasing Division
 2019 Washington Street East
 Post Office Box 50130
 Charleston, WV 25305-0130

**Request for
 Quotation**

RFQ NUMBER
DNR209171

PAGE
3

ADDRESS CORRESPONDENCE TO ATTENTION OF:
FRANK WHITTAKER 304-558-2316

VENDOR

*A09113539 804-798-6842
 VIRGINIA PLAYGROUND SERVICES I
 14276 RIVERSIDE DR
 ASHLAND VA 23005

SHIP TO

DIVISION OF NATURAL RESOURCES
 BEECH FORK STATE PARK
 ATTN: PARK SUPERINTENDENT
 5601 LONG BRANCH ROAD
 BARBOURSVILLE, WV
 25504 522-0303

DATE PRINTED	TERMS OF SALE	SHIP VIA	F.O.B.	FREIGHT TERMS
04/28/2009				
BID OPENING DATE: 06/03/2009		BID OPENING TIME 01:30PM		

LINE	QUANTITY	UOP	CAT. NO.	ITEM NUMBER	UNIT PRICE	AMOUNT
<p>ARBITRATION: ANY REFERENCES MADE TO ARBITRATION OR INTEREST FOR PAYMENTS DUE (EXCEPT FOR ANY INTEREST REQUIRED BY STATE LAW) CONTAINED IN THIS CONTRACT OR IN ANY AMERICAN INSTITUTE OF ARCHITECTS DOCUMENTS PERTAINING TO THIS CONTRACT ARE HEREBY DELETED.</p> <p>WORKERS' COMPENSATION: VENDOR IS REQUIRED TO PROVIDE A CERTIFICATE FROM WORKERS' COMPENSATION, IF SUCCESSFUL, FOR THE LIFE OF THE CONTRACT.</p> <p>ALL OF THE ITEMS CHECKED BELOW WILL BE A REQUIREMENT OF THIS CONTRACT:</p> <p>(XX) INSURANCE: SUCCESSFUL VENDOR SHALL FURNISH PROOF OF COMMERCIAL GENERAL LIABILITY INSURANCE PRIOR TO ISSUANCE OF CONTRACT. UNLESS OTHERWISE SPECIFIED IN THE BID DOCUMENTS, THE MINIMUM AMOUNT OF INSURANCE COVERAGE REQUIRED IS \$250,000.</p> <p>() BUILDERS RISK INSURANCE: SUCCESSFUL VENDOR SHALL FURNISH PROOF OF BUILDERS RISK - ALL RISK INSURANCE IN AN AMOUNT EQUAL TO 100% OF THE AMOUNT OF THE CONTRACT.</p> <p>(XX) BONDS: FIVE PERCENT (5%) OF THE TOTAL AMOUNT OF THE BID PAYABLE TO THE STATE OF WEST VIRGINIA, SHALL BE SUBMITTED WITH EACH BID AS A BID BOND. THE SUCCESSFUL BIDDER SHALL ALSO FURNISH A PERFORMANCE BOND AND LABOR/MATERIAL BOND FOR 100% OF THE AMOUNT OF THE CONTRACT. BONDS MAY BE PROVIDED IN THE FORM OF A CERTIFIED CHECK, IRREVOCABLE LETTER OF CREDIT, OR BOND FURNISHED BY A SOLVENT SURETY COMPANY AUTHORIZED TO DO BUSINESS IN THE STATE OF WEST VIRGINIA. A LETTER OF CREDIT SUBMITTED IN LIEU OF A BOND WILL ONLY BE ALLOWED FOR PROJECTS UNDER \$100,000. PERSONAL OR BUSINESS CHECKS ARE NOT ACCEPCTABLE IN LIEU OF THE 5% BID BOND, PERFORMANCE BOND, OR LABOR AND MATERIAL BOND.</p>						

SEE REVERSE SIDE FOR TERMS AND CONDITIONS

SIGNATURE	TELEPHONE	DATE
-----------	-----------	------

TITLE	FEIN	ADDRESS CHANGES TO BE NOTED ABOVE
-------	------	-----------------------------------

WHEN RESPONDING TO RFQ, INSERT NAME AND ADDRESS IN SPACE ABOVE LABELED 'VENDOR'



State of West Virginia
 Department of Administration
 Purchasing Division
 2019 Washington Street East
 Post Office Box 50130
 Charleston, WV 25305-0130

Request for Quotation

RFO NUMBER
DNR209171

PAGE
4

ADDRESS CORRESPONDENCE TO ATTENTION OF:
FRANK WHITTAKER
304-558-2316

VENDOR

*A09113539 804-798-6842
VIRGINIA PLAYGROUND SERVICES I
14276 RIVERSIDE DR

ASHLAND VA 23005

SHIP TO

DIVISION OF NATURAL RESOURCES
BEECH FORK STATE PARK
ATTN: PARK SUPERINTENDENT
5601 LONG BRANCH ROAD
BARBOURSVILLE, WV
25504 522-0303

DATE PRINTED 04/28/2009	TERMS OF SALE	SHIP VIA	FOB	FREIGHT TERMS
BID OPENING DATE: 06/03/2009		BID OPENING TIME 01:30PM		

LINE	QUANTITY	UOP	CAT. NO.	ITEM NUMBER	UNIT PRICE	AMOUNT
				<p>() MAINTENANCE BOND: A TWO (2) YEAR MAINTENANCE BOND COVERING THE ROOFING SYSTEM WILL BE A REQUIREMENT OF THE SUCCESSFUL VENDOR.</p> <p>REV. 11/00</p> <p>EXHIBIT 7</p> <p>DOMESTIC ALUMINUM, GLASS & STEEL IN PUBLIC WORKS PROJECTS</p> <p>IN ACCORDANCE WITH WEST VIRGINIA CODE 5-19-1 ET., SEQ., EVERY CONTRACT FOR CONSTRUCTION, RECONSTRUCTION, ALTERATION, REPAIR, IMPROVEMENT OR MAINTENANCE OF PUBLIC WORKS, WHERE THE COST IS MORE THAN \$50,000 AND, IN THE CASE OF STEEL ONLY, WHERE THE COST OF STEEL IS MORE THAN \$50,000 OR WHERE MORE THAN 10,000 POUNDS OF STEEL ARE REQUIRED, THE STATE WILL ACCEPT ONLY ALUMINUM GLASS, OR STEEL PRODUCTS PRODUCED IN THE UNITED STATES. IN ADDITION, ITEMS OF MACHINERY OR EQUIPMENT PURCHASED FOR USE AT THE SITE OF PUBLIC WORKS SHALL BE MADE OF DOMESTIC ALUMINUM, GLASS OR STEEL, UNLESS THE COST OF THE PRODUCT IS LESS THAN \$50,000 OR LESS THAN 10,000 POUNDS OF STEEL ARE USED IN PUBLIC WORKS PROJECTS.</p> <p>FOREIGN MADE ALUMINUM, GLASS OR STEEL PRODUCTS MAY BE ACCEPTED ONLY IF THE COST OF DOMESTIC PRODUCTS IS FOUND TO BE UNREASONABLE. SUCH COST IS UNREASONABLE IF IT IS 20% OR MORE HIGHER THAN THE BID PRICE FOR FOREIGN MADE PRODUCTS. IF THE DOMESTIC ALUMINUM, GLASS OR STEEL PRODUCTS TO BE SUPPLIED OR PRODUCED IN A "SUBSTANTIAL LABOR SURPLUS AREA", AS DEFINED BY THE UNITED STATES DEPARTMENT OF LABOR, FOREIGN PRODUCTS MAY BE SUPPLIED ONLY IF DOMESTIC PRODUCTS ARE 30% OR MORE HIGHER IN</p>		

SEE REVERSE SIDE FOR TERMS AND CONDITIONS

SIGNATURE	TELEPHONE	DATE
TITLE	FEIN	ADDRESS CHANGES TO BE NOTED ABOVE

WHEN RESPONDING TO RFQ, INSERT NAME AND ADDRESS IN SPACE ABOVE LABELED 'VENDOR'



State of West Virginia
 Department of Administration
 Purchasing Division
 2019 Washington Street East
 Post Office Box 50130
 Charleston, WV 25305-0130

Request for Quotation

RFQ NUMBER
DNR209171

PAGE
5

ADDRESS CORRESPONDENCE TO ATTENTION OF
FRANK WHITTAKER
304-558-2316

VENDOR

*A09113539 804-798-6842
 VIRGINIA PLAYGROUND SERVICES I
 14276 RIVERSIDE DR
 ASHLAND VA 23005

SHIP TO

DIVISION OF NATURAL RESOURCES
 BEECH FORK STATE PARK
 ATTN: PARK SUPERINTENDENT
 5601 LONG BRANCH ROAD
 BARBOURSVILLE, WV
 25504 522-0303

DATE PRINTED	TERMS OF SALE	SHIP VIA	F.O.B.	FREIGHT TERMS
04/28/2009				

BID OPENING DATE: **06/03/2009** BID OPENING TIME **01:30PM**

LINE	QUANTITY	UOP	CAT NO	ITEM NUMBER	UNIT PRICE	AMOUNT
<p>PRICE THAN THE FOREIGN MADE PRODUCTS.</p> <p>IF, PRIOR TO THE AWARD OF A CONTRACT UNDER THE ABOVE PROVISIONS, THE SPENDING OFFICER OF THE SPENDING UNIT DETERMINES THAT THERE EXISTS A BID FOR LIKE FOREIGN ALUMINUM, GLASS OR STEEL THAT IS REASONABLE AND LOWER THAN THE LOWEST BID DOMESTIC PRODUCTS, THE SPENDING OFFICE MAY REQUEST, IN WRITING, A REEVALUATION AND REDUCTION IN THE LOWEST BID FOR SUCH DOMESTIC PRODUCTS. ALL VENDORS MUST INDICATE IN THEIR BID IF THEY ARE SUPPLYING FOREIGN ALUMINUM, GLASS OR STEEL.</p> <p>REV. 3/88</p> <p>EXHIBIT 9</p> <p>NOTICE FOR ISSUANCE & ACKNOWLEDGEMENT OF CONSTRUCTION PROJECT ADDENDA</p> <p>THE ARCHITECT/ENGINEER AND/OR AGENCY SHALL BE REQUIRED TO ABIDE BY THE FOLLOWING SCHEDULE IN ISSUING CONSTRUCTION PROJECT ADDENDA FOR STATE AGENCIES:</p> <p>(1) THE ARCHITECT/ENGINEER SHALL PREPARE THE ADDENDUM AND A LIST OF ALL PARTIES THAT HAVE PROCURED DRAWINGS AND SPECIFICATIONS FOR THE PROJECT. THE ADDENDUM AND LIST SHALL BE FORWARDED TO THE BUYER IN THE STATE PURCHASING DIVISION. THE ARCHITECT/ENGINEER SHALL ALSO SEND A COPY OF THE ADDENDUM TO THE STATE AGENCY FOR WHICH THE CONTRACT IS ISSUED.</p> <p>(2) THE BUYER SHALL SEND THE ADDENDUM TO ALL INTERESTED PARTIES AND, IF NECESSARY, EXTEND THE BID OPENING DATE. ANY ADDENDUM SHOULD BE RECEIVED BY THE BUYER WITHIN FOURTEEN (14) DAYS PRIOR TO THE BID</p>						

SEE REVERSE SIDE FOR TERMS AND CONDITIONS

SIGNATURE	TELEPHONE	DATE
-----------	-----------	------

TITLE	FEIN	ADDRESS CHANGES TO BE NOTED ABOVE
-------	------	-----------------------------------

WHEN RESPONDING TO RFQ, INSERT NAME AND ADDRESS IN SPACE ABOVE LABELED 'VENDOR'



State of West Virginia
 Department of Administration
 Purchasing Division
 2019 Washington Street East
 Post Office Box 50130
 Charleston, WV 25305-0130

Request for Quotation

RFQ NUMBER
DNR209171

PAGE
6

ADDRESS CORRESPONDENCE TO ATTENTION OF
**FRANK WHITTAKER
 304-558-2316**

VENDOR

*A09113539 804-798-6842
**VIRGINIA PLAYGROUND SERVICES I
 14276 RIVERSIDE DR
 ASHLAND VA 23005**

SHIP TO

**DIVISION OF NATURAL RESOURCES
 BEECH FORK STATE PARK
 ATTN: PARK SUPERINTENDENT
 5601 LONG BRANCH ROAD
 BARBOURSVILLE, WV
 25504 522-0303**

DATE PRINTED	TERMS OF SALE	SHIP VIA	F.O.B	FREIGHT TERMS
04/28/2009				

BID OPENING DATE: **06/03/2009** BID OPENING TIME **01:30PM**

LINE	QUANTITY	UOP	CAT. NO.	ITEM NUMBER	UNIT PRICE	AMOUNT
<p>OPENING DATE.</p> <p>(3) ALL ADDENDA SHOULD BE FORMALLY ACKNOWLEDGED BY ALL BIDDERS AND SUBMITTED TO THE STATE PURCHASING DIVISION. THE SAME RULES AND REGULATIONS THAT APPLY TO THE ORIGINAL BIDDING DOCUMENT SHALL ALSO APPLY TO AN ADDENDUM DOCUMENT. THE ONLY EXCEPTION MAY BE FOR AN ADDENDUM THAT IS ISSUED FOR THE SOLE PURPOSE OF CHANGING A BID OPENING TIME AND/OR DATE.</p> <p>REV. 11/96</p> <p>EXHIBIT 10</p> <p>ADDENDUM ACKNOWLEDGEMENT</p> <p>I HEREBY ACKNOWLEDGE RECEIPT OF THE FOLLOWING CHECKED ADDENDUM(S) AND HAVE MADE THE NECESSARY REVISIONS TO MY PROPOSAL, PLANS AND/OR SPECIFICATION, ETC.</p> <p>ADDENDUM NOS.</p> <p>NO. 1 <i>Yes</i></p> <p>NO. 2 <i>Yes</i></p> <p>NO. 3 <i>Yes</i></p> <p>NO. 4 <i>Yes</i></p> <p>NO. 5 <i>Yes</i></p> <p>I UNDERSTAND THAT FAILURE TO CONFIRM THE RECEIPT OF THE ADDENDUM(S) MAY BE CAUSE FOR REJECTION OF THE BIDS.</p>						

SEE REVERSE SIDE FOR TERMS AND CONDITIONS

SIGNATURE	TELEPHONE	DATE
-----------	-----------	------

TITLE	FEIN	ADDRESS CHANGES TO BE NOTED ABOVE
-------	------	-----------------------------------

WHEN RESPONDING TO RFQ, INSERT NAME AND ADDRESS IN SPACE ABOVE LABELED 'VENDOR'



State of West Virginia
 Department of Administration
 Purchasing Division
 2019 Washington Street East
 Post Office Box 50130
 Charleston, WV 25305-0130

Request for Quotation

RFQ NUMBER
DNR209171

PAGE
7

ADDRESS CORRESPONDENCE TO ATTENTION OF:
FRANK WHITTAKER
304-558-2316

RODNEY

*A09113539 804-798-6842
VIRGINIA PLAYGROUND SERVICES I
14276 RIVERSIDE DR
ASHLAND VA 23005

SHIP TO

DIVISION OF NATURAL RESOURCES
BEECH FORK STATE PARK
ATTN: PARK SUPERINTENDENT
5601 LONG BRANCH ROAD
BARBOURSVILLE, WV
25504 522-0303

DATE PRINTED 04/28/2009	TERMS OF SALE	SHIP VIA	F.O.B.	FREIGHT TERMS
-----------------------------------	---------------	----------	--------	---------------

BID OPENING DATE: **06/03/2009** BID OPENING TIME **01:30PM**

LINE	QUANTITY	UOP	CAT. NO.	ITEM NUMBER	UNIT PRICE	AMOUNT
------	----------	-----	----------	-------------	------------	--------

VENDOR MUST CLEARLY UNDERSTAND THAT ANY VERBAL REPRESENTATION MADE OR ASSUMED TO BE MADE DURING ANY ORAL DISCUSSION HELD BETWEEN VENDOR'S REPRESENTATIVES AND ANY STATE PERSONNEL IS NOT BINDING. ONLY THE INFORMATION ISSUED IN WRITING AND ADDED TO THE SPECIFICATIONS BY AN OFFICIAL ADDENDUM IS BINDING.

Madam Kuchit
SIGNATURE
VIRGINIA PLAYGROUND SERVICES
COMPANY
June 9 2009
DATE

REV. 11/96

CONTRACTORS LICENSE

WEST VIRGINIA STATE CODE 21-11-2 REQUIRES THAT ALL PERSONS DESIRING TO PERFORM CONTRACTING WORK IN THIS STATE MUST BE LICENSED. THE WEST VIRGINIA CONTRACTORS LICENSING BOARD IS EMPOWERED TO ISSUE THE CONTRACTORS LICENSE. APPLICATIONS FOR A CONTRACTORS LICENSE MAY BE MADE BY CONTACTING THE WEST VIRGINIA DIVISION OF LABOR CAPITOL COMPLEX, BUILDING 3, ROOM 319, CHARLESTON, WV 25305. TELEPHONE: (304) 558-7890.

WEST VIRGINIA STATE CODE 21-11-11 REQUIRES ANY PROSPECTIVE BIDDER TO INCLUDE THE CONTRACTORS LICENSE NUMBER ON THEIR BID.

BIDDER TO COMPLETE:

CONTRACTORS NAME: *VIRGINIA PLAYGROUND SERVICES*
WV 044874

SEE REVERSE SIDE FOR TERMS AND CONDITIONS

SIGNATURE	TELEPHONE	DATE
-----------	-----------	------

TITLE	FEIN	ADDRESS CHANGES TO BE NOTED ABOVE
-------	------	-----------------------------------

WHEN RESPONDING TO RFQ, INSERT NAME AND ADDRESS IN SPACE ABOVE LABELED 'VENDOR'



State of West Virginia
 Department of Administration
 Purchasing Division
 2019 Washington Street East
 Post Office Box 50130
 Charleston, WV 25305-0130

**Request for
 Quotation**

RFQ NUMBER
DNR209171

PAGE
8

ADDRESS CORRESPONDENCE TO ATTENTION OF
**FRANK WHITTAKER
 304-558-2316**

VENDOR

*A09113539 804-798-6842
 VIRGINIA PLAYGROUND SERVICES I
 14276 RIVERSIDE DR
 ASHLAND VA 23005

SHIP TO

DIVISION OF NATURAL RESOURCES
 BEECH FORK STATE PARK
 ATTN: PARK SUPERINTENDENT
 5601 LONG BRANCH ROAD
 BARBOURSVILLE, WV
 25504 522-0303

DATE PRINTED 04/28/2009	TERMS OF SALE	SHIP VIA	F.O.B.	FREIGHT TERMS
-----------------------------------	---------------	----------	--------	---------------

BID OPENING DATE: **06/03/2009** BID OPENING TIME **01:30PM**

LINE	QUANTITY	UOP	CAT. NO	ITEM NUMBER	UNIT PRICE	AMOUNT
<p>CONTRACTORS LICENSE NO.: 044827 WV</p> <p>THE SUCCESSFUL BIDDER WILL BE REQUIRED TO FURNISH A COPY OF THEIR CONTRACTORS LICENSE PRIOR TO ISSUANCE OF A PURCHASE ORDER/CONTRACT</p> <p>APPLICABLE LAW</p> <p>THE WEST VIRGINIA STATE CODE, PURCHASING DIVISION RULES AND REGULATIONS, AND THE INFORMATION PROVIDED IN THE "REQUEST FOR QUOTATION" ISSUED BY THE PURCHASING DIVISION IS THE SOLE AUTHORITY GOVERNING THIS PROCUREMENT.</p> <p>ANY INFORMATION PROVIDED IN SPECIFICATION MANUALS, OR ANY OTHER SOURCE, VERBAL OR WRITTEN, WHICH CONTRADICTS OR ALTERS THE INFORMATION PROVIDED FROM THE SOURCES AS DESCRIBED IN THE ABOVE PARAGRAPH IS VOID AND OF NO EFFECT.</p> <p>BANKRUPTCY: IN THE EVENT THE VENDOR/CONTRACTOR FILES FOR BANKRUPTCY PROTECTION, THIS CONTRACT IS AUTOMATICALLY NULL AND VOID, AND IS TERMINATED WITHOUT FURTHER ORDER.</p> <p>REV. 1/2005</p> <p>NOTICE</p> <p>A SIGNED BID MUST BE SUBMITTED TO:</p> <p>DEPARTMENT OF ADMINISTRATION PURCHASING DIVISION BUILDING 15</p>						

SEE REVERSE SIDE FOR TERMS AND CONDITIONS						
SIGNATURE			TELEPHONE		DATE	
TITLE		FEIN		ADDRESS CHANGES TO BE NOTED ABOVE		

WHEN RESPONDING TO RFQ, INSERT NAME AND ADDRESS IN SPACE ABOVE LABELED 'VENDOR'



State of West Virginia
 Department of Administration
 Purchasing Division
 2019 Washington Street East
 Post Office Box 50130
 Charleston, WV 25305-0130

Request for Quotation

RFQ NUMBER
DNR209171

PAGE
9

ADDRESS CORRESPONDENCE TO ATTENTION OF:
FRANK WHITTAKER
304-558-2316

VENDOR

***A09113539** **804-798-6842**
VIRGINIA PLAYGROUND SERVICES I
14276 RIVERSIDE DR

ASHLAND VA 23005

SHIP TO

DIVISION OF NATURAL RESOURCES
BEECH FORK STATE PARK
ATTN: PARK SUPERINTENDENT
5601 LONG BRANCH ROAD
BARBOURSVILLE, WV
25504 **522-0303**

DATE PRINTED	TERMS OF SALE	SHIP VIA	F.O.B.	FREIGHT TERMS		
04/28/2009						
BID OPENING DATE: 06/03/2009		BID OPENING TIME: 01:30PM				
LINE	QUANTITY	UOP	CAT. NO.	ITEM NUMBER	UNIT PRICE	AMOUNT
				2019 WASHINGTON STREET, EAST CHARLESTON, WV 25305-0130		
THE BID SHOULD CONTAIN THIS INFORMATION ON THE FACE OF THE ENVELOPE OR THE BID MAY NOT BE CONSIDERED:						
SEALED BID						
BUYER:		FRANK WHITTAKER-FILE 44				
REQ. NO.:		DNR209171				
BID OPENING DATE:		06/03/2009				
BID OPENING TIME:		1:30 PM				
PLEASE PROVIDE A FAX NUMBER IN CASE IT IS NECESSARY TO CONTACT YOU REGARDING YOUR BID:						
			<i>434 2963289 FAX</i>			
PLEASE PRINT OR TYPE NAME OF PERSON TO CONTACT CONCERNING THIS QUOTE:						
			<i>JIM BENEDICT</i>			
			<i>cell 434 249 2158</i>			
***** THIS IS THE END OF RFQ DNR209171 ***** TOTAL:						
SEE REVERSE SIDE FOR TERMS AND CONDITIONS						
SIGNATURE		TELEPHONE		DATE		
TITLE		FEIN		ADDRESS CHANGES TO BE NOTED ABOVE		

WHEN RESPONDING TO RFQ, INSERT NAME AND ADDRESS IN SPACE ABOVE LABELED 'VENDOR'

Beech Fork State Park Playground Specifications

To supply playground equipment to offer play activities for children ages five (5) to twelve (12) at Beech Fork State Park; Barboursville, West Virginia. Playground equipment will be purchased for four separate areas in the park. The award may be split if it is in the best interest of the West Virginia Division of Natural Resources. All items are to be F.O.B. Destination. Freight or delivery charges must be included in the price of the goods. Delivery must be made within ninety (90) days of purchase order award.

FRANKLIN WOOTEN RECREATION AREA PLAYGROUND

PrimeTime skyslider, Item #11821, or equal. Unit must be constructed of aluminum uprights and include the following components:

- Two (2) spiral slides a minimum of 8' in height.
- One (1) slide a minimum of 8' in height.
- One (1) double slide a minimum of 5' in height.
- One (1) slide a minimum of 5' in height.
- One (1) slide a minimum of 3' in height.
- One (1) bridge.
- One (1) tube.
- One (1) rock climbing structure that will attach to a deck a minimum of 5' in height.

GameTime jumbo flyer spring rider, Item #6064, or equal. Flyer must have a minimum of two (2) side by side bench style child seats; must have a minimum of two (2) coil springs; and must include an in-ground mount for installation.

GameTime adventure mate, dinosaur rider, Item #6051, or equal. Rider must be mounted with a minimum of three (3) spring bases; and must include an in-ground mount for installation.

Beech Fork State Park Playground Specifications

PrimeTime swing, Item #12583, or equal. Top rail and arch must have a minimum 3 ½ inch OD; arch must be a minimum of 11 gauge galvanized steel tubing; must include a minimum of 3 ½ inch OD galvanized steel sleeve; must be polyester powder coat; must be a minimum of 8 foot high with finished surface; must have a minimum of a 12 foot top rail; and must accommodate two (2) free standing swings.

PrimeTime swing add-a-bay, Item #12584, or equal. Top rail and arch must have a minimum 3 ½ inch OD; arch must be a minimum of 11 gauge galvanized steel tubing; must include a minimum of 3 ½ inch OD galvanized steel sleeve; must be polyester powder coat; must be a minimum of 8 foot high with a finished surface; must have a minimum of a 12 foot top rail; and must accommodate two (2) free standing swings.

PrimeTime 3 1/2" OD zero-G chair (ages 5-12) seat package, Item #ss8552, or equal. Seat package must include stainless steel chain to attach to swing frame.

PrimeTime 3 1/2" OD zero-G chair (ages 2 -5) seat package, Item #ss8555, or equal. Seat package must include stainless steel chain to attach to swing frame.

PrimeTime 3 1/2" enclosed tot swing, Item #ss8696, or equal. Swing must have a standard black wrap around design; and must include stainless steel chain to attach to swing frame.

PrimeTime 3 1/2" super seat, Item #ss8906, or equal. Seat must be flat board style with rubberized exterior; and must include stainless steel chain to attach to swing frame.

GameTime tuffclad in-ground bench, Item #28009, or equal. Bench must be a minimum of 6' in length; must have wide seat a minimum of a 10"; must have a wide backrest a minimum of 10"; must be constructed of galvanized steel; and must have an oven cured powder coating.

GTImpaz wear mats or equal. Mat dimensions must be a minimum of 44"x48" for installation under swings; and must be constructed of rubber and bonded polyurethane.

GameTime geo-textile fabric, 2,250 sq. ft roll, Item #4850 or equal. Fabric must be water permeable able to provide flow capability of 150 gallons per square foot per minute.

Gametime 4' straight sections x 8" high play curb, Item #4850, or equal. Play curb must include one (1) galvanized stake per section to enclose entire play area and provide an ADA compliant path leading from parking lot to protection zone.

GTImpax Accessible Play Curb, model #4854 or equal. Compatible with 8" high curbs to provide barrier proof access to play area and prevent wood fiber spillage.

Beech Fork State Park Playground Specifications

Engineered wood fiber @ 8" compacted depth or equal. Material must be recently harvested and debarked; free of chemical treatments and additives; free of soil, twigs, leaves and other contaminants.

Removal of existing playground equipment from the Franklin Wooten Recreation Area Playground. Park personnel will dispose of all old playground equipment. Prevailing heavy wage rates must be paid for Wayne County, West Virginia

(<http://www.wvsos.com/adlaw/wagerates/heavyhighway/heavyhighway09/allhh.pdf>.)

Removal of existing playground equipment must be complete within sixty (60) days of purchase order award.

Installation of all the above referenced items for the Franklin Wooten Recreation Area Playground. Prevailing heavy wage rates must be paid for Wayne County, West Virginia

(<http://www.wvsos.com/adlaw/wagerates/heavyhighway/heavyhighway09/allhh.pdf>.)

Installation must be complete within sixty (60) days of purchase order award.

LAKEVIEW CAMPGROUND PLAYGROUND

PrimeTime spiral slide, Item #81731, or equal. Slide must have a platform with a minimum 8' height.

PrimeTime swing, Item #12583, or equal. Top rail and arch must have a minimum 3 ½ inch OD; arch must be a minimum of 11 gauge galvanized steel tubing; must include a minimum of 3 ½ inch OD galvanized steel sleeve; must be polyester powder coat; must be a minimum of 8 foot high with finished surface; must have a minimum of a 12 foot top rail; and must accommodate two (2) free standing swings.

PrimeTime swing add-a-bay, Item #12584, or equal. Top rail and arch must have a minimum 3 ½ inch OD; arch must be a minimum of 11 gauge galvanized steel tubing; must include a minimum of 3 ½ inch OD galvanized steel sleeve; must be polyester powder coat; must be a minimum of 8 foot high with a finished surface; must have a minimum of a 12 foot top rail; and must accommodate two (2) free standing swings.

PrimeTime 3 1/2" OD zero-G chair (ages 5-12) seat packages, Item #ss8552, or equal. Seat package must include stainless steel chain to attach to swing frame.

PrimeTime 3 1/2" OD zero-G chair (ages 2 -5) seat package, Item #ss8555, or equal. Seat package must include stainless steel chain to attach to swing frame.

PrimeTime 3 1/2" super seat, Item #ss8906, or equal. Seat must be flat board style with rubberized exterior; and must include stainless steel chain to attach to swing frame.

Beech Fork State Park Playground Specifications

GameTime tuffclad in-ground bench, Item #28009, or equal. Bench must be a minimum of 6' in length; must have wide seat a minimum of a 10"; must have a wide backrest a minimum of 10"; must be constructed of galvanized steel; and must have an oven cured powder coating.

GameTime geo-textile fabric, 2,250 sq. ft roll, Item #4850 or equal. Fabric must be water permeable able to provide flow capability of 150 gallons per square foot per minute.

Gametime 4' straight sections x 8" high play curb, Item #4850, or equal. Play curb must include one (1) galvanized stake per section to enclose entire play area.

GTImpax Accessible Play Curb, model #4854 or equal. Compatible with 8" high curbs to provide barrier proof access to play area and prevent wood fiber spillage.

Engineered wood fiber @ 8" compacted depth or equal. Material must be recently harvested and debarked; free of chemical treatments and additives; free of soil, twigs, leaves and other contaminates.

GTImpaz wear mats or equal. Mat dimensions must be a minimum of 44"x48" for installation under swings; and must be constructed of rubber and bonded polyurethane.

Installation of all the above referenced items for the Lakeview Campground Playground. Prevailing heavy wage rates must be paid for Wayne County, West Virginia (<http://www.wvsos.com/adlaw/wagerates/heavyhighway/heavyhighway09/allhh.pdf>.) Installation must be complete within sixty (60) days of purchase order award.

MOXLEY BRANCH CAMPGROUND PLAYGROUND

GameTime jumbo.flyer spring rider, Item #6064, or equal. Flyer must have a minimum of two (2) side by side bench style child seats; must have a minimum of two (2) coil springs; and must include an in-ground mount for installation.

PrimeTime spiral slide, Item #81731, or equal. Slide must have a platform height of with a minimum 8' height.

PrimeTime swing, Item #12583, or equal. Top rail and arch must have a minimum 3 ½ inch OD; arch must be a minimum of 11 gauge galvanized steel tubing; must include a minimum of 3 ½ inch OD galvanized steel sleeve; must be polyester powder coat; must be a minimum of 8 foot high with finished surface; must have a minimum of a 12 foot top rail; and must accommodate two (2) free standing swings.

Beech Fork State Park Playground Specifications

PrimeTime swing add-a-bay, Item #12584, or equal. Top rail and arch must have a minimum 3 ½ inch OD; arch must be a minimum of 11 gauge galvanized steel tubing; must include a minimum of 3 ½ inch OD galvanized steel sleeve; must be polyester powder coat; must be a minimum of 8 foot high with a finished surface; must have a minimum of a 12 foot top rail; and must accommodate two (2) free standing swings.

PrimeTime 3 1/2" enclosed tot swing, Item #ss8696, or equal. Swing must have a standard black wrap around design; and must include stainless steel chain to attach to swing frame.

PrimeTime 3 1/2" super seat, Item #ss8906, or equal. Seat must be flat board style with rubberized exterior; and must include stainless steel chain to attach to swing frame.

GameTime tuffclad in-ground bench, Item #28009, or equal. Bench must be a minimum of 6' in length; must have wide seat a minimum of a 10"; must have a wide backrest a minimum of 10"; must be constructed of galvanized steel; and must have an oven cured powder coating.

GameTime geo-textile fabric, 2,250 sq. ft roll, Item #4850 or equal. Fabric must be water permeable able to provide flow capability of 150 gallons per square foot per minute.

Gametime 4' straight sections x 8" high play curb, Item #4850 or equal. Play curb must include one (1) galvanized stake per section to enclose entire play area.

GTImpax Accessible Play Curb, model #4854 or equal. Compatible with 8" high curbs to provide barrier proof access to play area and prevent wood fiber spillage.

Engineered wood fiber @ 8" compacted depth or equal. Material must be recently harvested and debarked; free of chemical treatments and additives; free of soil, twigs, leaves and other contaminants.

GTImpaz wear mats or equal. Mat dimensions must be a minimum of 44"x48" for installation under swings; and must be constructed of rubber and bonded polyurethane.

Removal of existing playground equipment from the Moxley Branch Campground Playground. Park personnel will dispose of all old playground equipment. Prevailing heavy wage rates must be paid for Wayne County, West Virginia

(<http://www.wvsos.com/adlaw/wagerates/heavyhighway/heavyhighway09/allhh.pdf>.)

Removal of existing playground equipment must be complete within sixty (60) days of purchase order award.

Installation of all the above referenced items for the Moxley Branch Campground Playground. Prevailing heavy wage rates must be paid for Wayne County, West Virginia

Beech Fork State Park Playground Specifications

(<http://www.wvsos.com/adlaw/wagerates/heavyhighway/heavyhighway09/allhh.pdf>.)

Installation must be complete within sixty (60) days of purchase order award.

FOUR COVES CAMPGROUND PLAYGROUND

PrimeTime spiral slide, Item #81731, or equal. Slide must have a platform height of with a minimum 8' height.

PrimeTime swing, Item #12583, or equal. Top rail and arch must have a minimum 3 ½ inch OD; arch must be a minimum of 11 gauge galvanized steel tubing; must include a minimum of 3 ½ inch OD galvanized steel sleeve; must be polyester powder coat; must be a minimum of 8 foot high with finished surface; must have a minimum of a 12 foot top rail; and must accommodate two (2) free standing swings.

PrimeTime swing add-a-bay, Item #12584, or equal. Top rail and arch must have a minimum 3 ½ inch OD; arch must be a minimum of 11 gauge galvanized steel tubing; must include a minimum of 3 ½ inch OD galvanized steel sleeve; must be polyester powder coat; must be a minimum of 8 foot high with a finished surface; must have a minimum of a 12 foot top rail; and must accommodate two (2) free standing swings.

PrimeTime 3 1/2" enclosed tot swing, Item #ss8696, or equal. Swing must have a standard black wrap around design; and must include stainless steel chain to attach to swing frame.

PrimeTime 3 1/2" super seat, Item #ss8906, or equal. Seat must be flat board style with rubberized exterior; and must include stainless steel chain to attach to swing frame.

GameTime tuffclad in-ground bench, Item #28009, or equal. Bench must be a minimum of 6' in length; must have wide seat a minimum of a 10"; must have a wide backrest a minimum of 10"; must be constructed of galvanized steel; and must have an oven cured powder coating.

GameTime geo-textile fabric, 2,250 sq. ft roll, Item #4850, or equal. Fabric must be water permeable able to provide flow capability of 150 gallons per square foot per minute.

Gametime 4' straight sections x 8" high play curb, Item #4850, or equal. Play curb must include one (1) galvanized stake per section to enclose entire play area.

Engineered wood fiber @ 8" compacted depth or equal. Material must be recently harvested and debarked; free of chemical treatments and additives; free of soil, twigs, leaves and other contaminates.

Beech Fork State Park Playground Specifications

GTImpax Accessible Play Curb, model #4854 or equal. Compatible with 8" high curbs to provide barrier proof access to play area and prevent wood fiber spillage.

GTImpaz wear mats or equal. Mat dimensions must be a minimum of 44"x48" for installation under swings; and must be constructed of rubber and bonded polyurethane.

Removal of existing playground equipment from the Four Coves Campground Playground. Park personnel will dispose of all old playground equipment. Prevailing heavy wage rates must be paid for Wayne County, West Virginia

(<http://www.wvsos.com/adlaw/wagerates/heavyhighway/heavyhighway09/allhh.pdf>.)

Removal of existing playground equipment must be complete within sixty (60) days of purchase order award.

Installation of all the above referenced items for the Four Coves Campground Playground.

Prevailing heavy wage rates must be paid for Wayne County, West Virginia

(<http://www.wvsos.com/adlaw/wagerates/heavyhighway/heavyhighway09/allhh.pdf>.)

Installation must be complete within sixty (60) days of purchase order award.

ADD ALTERNATE NUMBER ONE

FOUR COVES CAMPGROUND PLAYGROUND

Playworld Systems climbing boulders tower builder, Item #ZZBD0014, or equal. Unit must accommodate four (4) users ages five (5) to twelve (12); must have a non-slip climbing service; and must have minimum size dimensions of 5"x4"x6".

Playworld Systems boulder to ground net climber, Item #ZZBD0021, or equal. Climber must mount to Playworld Systems climbing boulder tower builder or equal.

GameTime tuffclad in-ground bench, Item #28009, or equal. Bench must be a minimum of 6' in length and a minimum of 10" wide seat and minimum of 10" wide backrest. Must be constructed of galvanized steel with oven cured powder coating.

GameTime geo-textile fabric, 2,250 sq. ft roll, Item #4850 or equal. Fabric must be water permeable able to provide flow capability of 150 gallons per square foot per minute.

Gametime 4' straight sections x 8" high play curb, Item #4850, or equal. Play curb must include one (1) galvanized stake per section to enclose entire play area and provide an ADA compliant path leading from road to protection zone.

WVDNR209171

Beech Fork State Park Playground Specifications

Engineered wood fiber @ 8" compacted depth or equal. Material must be recently harvested and debarked; free of chemical treatments and additives; free of soil, twigs, leaves and other contaminants.

Installation of all the above referenced Add Alternate Number One items for the Four Coves Campground Playground. Prevailing heavy wage rates must be paid for Wayne County, West Virginia (<http://www.wvsos.com/adlaw/wagerates/heavyhighway/heavyhighway09/allhh.pdf>.) Installation must be complete within sixty (60) days of purchase order award

All playground equipment and engineered wood fiber must meet the following requirements:

*YES
SEE ENCLOSED
ATTACHMENTS*

- ✓ • Compliance with U.S. Consumer Product Safety Commission, Handbook for Public Playground Safety.
- ✓ • Compliance with ASTM Standard F 1487.
- ✓ • Compliance with Architectural and Transportation Barriers Compliance Board, Americans with Disabilities Act (ADA) Accessibility Guidelines for Buildings and Facilities; Play Areas.

Vendors must submit the following attachments:

YES

SEE ENCLOSED ITEMS

- ✓ • Complete manufacturer's parts specifications and warranties.
- ✓ • Layout drawing to scale of the proposed play structure or equipment.
- ✓ • ASTM and CPSC Statement of Compliance

Warranties:

YES

- All equipment and engineered wood fiber must be guaranteed to be free of defects in workmanship and material for a minimum of one year from date of acceptance.

WVDNR209171
 Beech Fork State Park
PLAYGROUND EQUIPMENT SHEET

Please complete the below information concerning the brand(s) of equipment being bid in relation to this project. If bidding in or equal brands, please attach manufacturer's literature documenting that it meets the mandatory requirements stated in the specifications. Vendors should note the areas of the provided manufacturer's literature that adheres to the mandatory requirements outlined in the Request For Quotation.

AS EQUAL BID W/ LTC - PLAYPOWER INC WAS
 LITTLE TIKES FACTORY

Item No.	Equipment	Manufacturer	Model
1	Franklin Wooten Recreation Area Playground PrimeTime skyslider, Item #11821, or equal. Structure must include the following components:	LTC - LITTLE TIKES FACTORY COMMERCIAL	CUSTOM 2/2/88 SEE 3-D 2-D PLAN
	Two (2) spiral slides a minimum of 8' in height.	LTC page 164 (112)	DURAGLIDE HOPPER page 142
	One (1) slide a minimum of 8' in height.	LTC	SLIDE page 24
	One (1) double slide a minimum of 5' in height.	LTC	DOUBLE SLIDE page 113
	One (1) slide a minimum of 5' in height.	LTC	WAVE SLIDE page 113
	One (1) slide a minimum of 3' in height.	LTC	CRUTE SLIDE page 113
	One (1) bridge.	LTC	ARCH BRIDGE page 124
	One (1) tube.	LTC page 164 (123)	INCLINE page 123
	One (1) rock climbing structure that will attach to a deck a minimum of 5' in height.	LTC	CLIFF CLIMB
2	Franklin Wooten Recreation Area Playground GameTime jumbo flyer spring rider, Item #6064, or equal.	LITTLE TIKES	BUMBLE BEE page 154 MODEL # 0961
3	Franklin Wooten Recreation Area. GameTime dinosaur rider spring rider, Item #6051 or equal.	LITTLE TIKES	GLASS HOPPER page 154 MODEL # 0962

* page number REFERS TO ITEM SHOWN IN OUR LTC CATALOGUE

Beech Fork State Park

PLAYGROUND EQUIPMENT SHEET

Item No.	Equipment	Manufacturer	Model
4	Franklin Wooten Recreation Area Playground PrimeTime swing frame, Item #12583, or equal.	LITTLE TIKES	KB ARCH FRAME TOP. PAGE 150 # 122454
5	Franklin Wooten Recreation Area Playground PrimeTime swing add-a-bay, Item #12584, or equal.	LITTLE TIKES	KB ARCH ADD-ON PAGE 150 # 122459
6	Franklin Wooten Recreation Area PrimeTime 3 1/2" OD zero-G chair (ages 5-12) seat package, Item #ss8552, or equal.	LITTLE TIKES	ADA-INCLUSIVE SEAT PAGE 150-1 AGE 5-12 # 200332
7	Franklin Wooten Recreation Area Playground PrimeTime 3 1/2" Zero-G Chair (ages 2-5) seat package, Item # ss8555, or equal.	LITTLE TIKES	ADA-INCLUSIVE SEAT PAGE 150-1 AGE 2-5 # 200332
8	Franklin Wooten Recreation Area Playground PrimeTime 3 1/2" enclosed tot swing, Item #ss8696, or equal.	LITTLE TIKES	LTC BUCKET PAGE 150-1
9	Franklin Wooten Recreation Area Playground PrimeTime 3 1/2" super seat, Item #ss8906, or equal.	LITTLE TIKES	DURAGLIDE SOLID SEAT PAGE 150-1 # 11725
10	Franklin Wooten Recreation Area GameTime tuffclad in-ground bench Model #28009, or equal.	LITTLE TIKES	6 FT HERITAGE BENCH PAGE 169 - CATALOG # 2002845 - IN GROUND
11	Franklin Wooten Recreation Area GT Impaz wear mats or equal.	CHILD FORM WEAR MATS	# 100-01 SEE SPECS HERE ENCLOSED
12	Franklin Wooten Recreation Area. Geo-textile fabric, 2,250 sq. ft. roll, or equal.	PROPEX	GEOTEX # 1009743

WVDNR209171
Beech Fork State Park
PLAYGROUND EQUIPMENT SHEET

Item No.	Equipment	Manufacturer	Model
13	Franklin Wooten Recreation Area Gametime 4' straight sections x 8" high play curb, Item #4850, or equal.	CHILD FORM	CHILD FORM CURB BORDER CURB
14	Franklin Wooten Recreation Area GTImpax accessible playcurb, model #4854, or equal.	CHILD FORM	CHILD FORM CURB ADA RAMP
15	Franklin Wooten Recreation Area engineered wood fiber @ 8" compacted depth or equal.	ZEGER	EWF WOODCARPET SEE ENCLOSED PRINTED SPECS
16	Removal of existing playground equipment from the Franklin Wooten Recreation Area Playground. Park personnel will dispose of all old playground equipment. Prevailing heavy wage rates must be paid for Wayne County, West Virginia.	BY SUB ALTIZER	MARKET RATE
17	Installation of Items 1, 2, 3, 4, 5, 6, 7, 8, 9, 10, 11, 12, 13, & 14 in the Franklin Wooten Recreation Area Playground. Prevailing heavy wage rates must be paid for Wayne County, West Virginia.	BY SUB	MARKET RATE
18	Lakeview Campground Playground PrimeTime spiral slide, Item #81731, or equal.	LITTLE TIKES	SPIRAL - 8 FT HI DURAGLIDE/ page 152/112
19	Lakeview Campground Playground PrimeTime swing frame, Item #12583, or equal.	LITTLE TIKES	KB ARCH page 150 # 122 457

Beech Fork State Park

PLAYGROUND EQUIPMENT SHEET

Item No.	Equipment	Manufacturer	Model
20	Lakeview Campground Playground PrimeTime swing add-a-bay, Item #12584, or equal.	LTC	PRIME ADD-ON Page 150 # 122459
21	Lakeview Campground Playground PrimeTime 3 1/2" Zero-G Chair (5-12) seat package with stainless steel chain, Item # ss8552, or equal.	LTC	ADA INCLUSIVE AGE 5-12 Page 150 # 200332
22	Lakeview Campground Playground PrimeTime 3 1/2" zero-G chair (ages 2 to 5) seat package Item # ss8555, or equal.	LTC	ADA INCLUSIVE AGE 2-5 Page 150 # 200332
23	Lakeview Campground Playground PrimeTime 3 1/2" super seat, Item #SS8906, or equal.	LTC	DURABLE SEAT Page 150 # 11725
24	Lakeview Campground Playground GameTime tuffclad in-ground bench, Item #28009, or equal.	LTC	6 FT TUFFCLAD Page 169 # 200285 INGROUND
25	Lakeview Campground Playground geo-textile fabric, 2,250 sq. ft. , or equal.	Propex	GEO TEX - 1009743
26	Lakeview Campground Playground GTImpax accessible playcurb, model #4854, or equal.	CHILD FORM	CHILD FORM ADA RAMP SEE SPECS ATTACHED
27	Lakeview Campground Playground Gametime 4' straight sections x 8" high play curb, Item #4850, or equal.	CHILD FORM	CHILD FORM 8" CURB SEE SPECS ATTACHED
28	Lakeview Campground Playground engineered wood fiber @ 8" compacted depth or equal.	LEAGER	ENF WOODCARPET SEE ATTACHED

WVDNR209171
Beech Fork State Park
PLAYGROUND EQUIPMENT SHEET

Item No.	Equipment	Manufacturer	Model
29	Lakeview Campground Playground GTImpaz wear mats or equal.	CANIFORM	CANIFORM # 100-10
30	Installation of Items 17, 18, 19, 20, 21, 22, 23, 24, 25, 26 & 27 in the Lakeview Campground Playground. Prevailing heavy wage rates must be paid for Wayne County, West Virginia.	BY SUB ACTIVEN	MARKET RATE
31	Moxley Branch Campground Playground GameTime jumbo flyer spring rider, Item #6064, or equal.	LTC	BUMBLE BEE page 154 # 0961
32	Moxley Branch Campground Playground PrimeTime spiral slide, Item #81731, or equal.	LTC	SPIRAL 8 FT-HV DORAGLIDE page 150/112
33	Moxley Branch Campground Playground PrimeTime swing frame, Item #12583, or equal.	LTC	KB ARCH FRAME TOP page 150 # 122457
34	Moxley Branch Campground Playground PrimeTime swing add-a-bay, Item #12584, or equal.	LTC	ARCH ADD-ON page 150 # 122459
35	Moxley Branch Campground Playground PrimeTime 3 1/2" enclosed tot swing, Item #SS8696, or equal.	LTC	BUCKET SEAT page 150 # 106712
36	Moxley Branch Campground Playground PrimeTime 3 1/2" super seat, Item #SS8906, or equal.	LTC	DORAGLIDE SEAT page 150-1 # 11725

Beech Fork State Park

PLAYGROUND EQUIPMENT SHEET

Item No.	Equipment	Manufacturer	Model
37	Moxley Branch Campground Playground GameTime tuffclad in-ground bench Model #28009, or equal.	LTC	6 FT HEATAGE page 169. # 2002845 THE MOUNTAIN IN-GROUND
38	Moxley Branch Campground Playground GTImpax accessible playcurb, model #4854, or equal.	CHILD FORM	CHILD FORM HOA, RAIN P
39	Moxley Branch Campground Playground geo-textile fabric, 2,250 sq. ft. roll, or equal.	PROPEX	GEOTEXT # 100 9743
40	Moxley Branch Campground Playground Gametime 4' straight sections x 8" high play curb, Item #4850, or equal.	CHILD FORM	CHILD FORM BORDER CURB SEE SPECS ATTACHED
41	Moxley Branch Campground engineered wood fiber @ 8" compacted depth or equal.	LEAGER	FEW WOODCARPET
42	Moxley Branch Campground Playground GTImpaz wear mats or equal.	CHILD FORM	CHILD FORM # 100-01
43	Removal of existing playground equipment from the Moxley Branch Campground Playground. Park personnel will dispose of all old playground equipment. Prevailing heavy wage rates must be paid for Wayne County, West Virginia.	BY SUB	MARKET RATE

WVDNR209171
Beech Fork State Park
PLAYGROUND EQUIPMENT SHEET

Item No.	Equipment	Manufacturer	Model
44	Installation of Items 29, 30, 31, 32, 33, 34, 35, 36, 37, 38 & 39 in the Franklin Wooten Recreation Area Playground. Prevailing heavy wage rates must be paid for Wayne County, West Virginia.	BY SUB	MARKET RATE
45	PrimTime spiral slide, Item #81731, or equal.	LTC	SPIRAL 8 FT H, page 112
46	Four Coves Campground. PrimeTime swing frame, Item #12583, or equal.	LTC	KB ARCH # 122457
47	Four Coves Campground. PrimeTime swing add-a-bay, Item #12584, or equal.	LTC	KB ARCH ADD-ON # 122459
48	Four Coves Campground. PrimeTime 3 1/2" enclosed tot swing, Item #ss8696, or equal	LTC	BUCKET SEAT page 150 # 106712
49	Four Coves Campground. PrimeTime 3 1/2" super seat, Item #ss8906, or equal.	LTC	DURAGLIDE SEAT page 150 # 11725
50	Four Coves Campground Playground GameTime tuffclad in-ground bench, Item #28009, or equal.	LTC	6 FT HERITAGE page 169 # 2002845
51	Four Coves Campground Playground geo-textile fabric, 2,250 sq. ft. roll , or equal.	PRO PEX	GROTEX # 1009743
52	Four Coves Campground Playground Gametime 4' straight sections x 8" high play curb, Item #4850, or equal.	CHILDFORM	CHILDFORM BORDER CURB SEE ATTACHED

PLAYGROUND EQUIPMENT SHEET

Item No.	Equipment	Manufacturer	Model
53	Four Coves Campground Playground engineered wood fiber @ 8" compacted depth or equal.	ZEGER	ENF WOOD CARPET SEE SPECS ATTACHED
54	Four Coves Campground Playground GTImpaz wear mats or equal.	CHILD FORM	CHILD FORM WEAR MATS # 100-01
55	Four Coves Campground Playground GTImpax accessible playcurb, model #4854, or equal.	CHILD FORM	CHILD FORM ADA RAMP SEE SPECS ATTACHED
56	Removal of existing playground equipment from the Four Coves Campground Playground. Park personnel will dispose of all old playground equipment. Prevailing heavy wage rates must be paid for Wayne County, West Virginia.	BY SUB	MARKET RATE
57	Installation of Items 43, 44, 45, 46, 47, 48, 49, 50, & 51 in the Four Coves Campground Playground. Prevailing heavy wage rates must be paid for Wayne County, West Virginia.	BY SUB	MARKET RATE
58	Add Alternate Number One - Four Coves Campground Playworld Systems climbing boulders tower builder, item #ZZBD0014, or equal.	DYNAMO INDUSTRIES CLIMB ROCKS	MEDIUM SIZE RO2183B G.F.C. CONCRETE BOULDER
59	Add Alternate Number One Four Coves Campground Playworld Systems boulder to ground net climber, Item #ZZZBD0021, or equal.	DYNAMO INDUSTRIES WEB NET.	RC 11 01 WEB NETTING

WVDNR209171
Beech Fork State Park
PLAYGROUND EQUIPMENT SHEET

Item No.	Equipment	Manufacturer	Model
60	Add Alternate Number One - Four Coves Campground Playground GameTime tuffclad in-ground bench Model #28009, or equal.	LTC	GR HERITAGE WBRAUN page 169 #1002845
61	Add Alternate Number One - Four Coves Campground Playground geo-textile fabric, 1,125 sq. ft. roll, or equal.	PRO PEX	GEOTEX #1009743
62	Four Coves Campground Playground Gametime 4' straight sections x 8" high play curb, Item #4850, or equal.	CHILD FORM	CHILD FORM BOARD CURB SEE SPECS
63	Four Coves Campground Playground engineered wood fiber @ 8" compacted depth or equal.	LEAGER	EWB WOODCARPET
64	Installation of Items 54, 55, 56, 57, 58, & 59 in the Four Coves Campground Playground. Prevailing heavy wage rates must be paid for Wayne County, West Virginia.	BY SUB	MARKET RATE

Beech Fork State Park Playground Equipment

PRICING SHEET

Item No.	Quantity	Description	Unit Price	Amount
1	1	Franklin Wooten Recreation Area Playground PrimeTime skylider, Item #11821, or equal.		2265 ⁰⁰
2	1	Franklin Wooten Recreation Area Playground GameTime jumbo flyer spring rider, Item #6064, or equal.		540 ⁰⁰
3	1	Franklin Wooten Recreation Area. GameTime dinosaur rider spring rider Model #6051 or equal.		530 ⁰⁰
4	1	Franklin Wooten Recreation Area Playground PrimeTime swing frame, Item #12583, or equal.		1200 ⁰⁰
5	2	Franklin Wooten Recreation Area Playground PrimeTime swing add-a- bay, Item #12584, or equal.	750 ⁰⁰	1500 ⁰⁰
6	1	Franklin Wooten Recreation Area PrimeTime 3 1/2" OD zero-G chair (ages 5-12) seat package, Item #ss8552, or equal.		350 ⁰⁰
7	1	Franklin Wooten Recreation Area Playground PrimeTime 3 1/2" Zero- G Chair (ages 2-5) seat package, Item # ss8555, or equal.		350 ⁰⁰
8	2	Franklin Wooten Recreation Area Playground PrimeTime 3 1/2" enclosed tot swing, Item #ss8696, or equal.	95 ⁰⁰	190 ⁰⁰
9	2	Franklin Wooten Recreation Area Playground PrimeTime 3 1/2" super seat, Item #ss8906, or equal.	75	150 ⁰⁰
10	2	Franklin Wooten Recreation Area GameTime tuffclad in-ground bench Model #28009, or equal.	300	600 ⁰⁰

Beech Fork State Park Playground Equipment
PRICING SHEET

Item No.	Quantity	Description	Unit Price	Amount
11	2	Franklin Wooten Recreation Area GTImpaz wear mats or equal.	150 ⁻	300 ⁻
12	2	Franklin Wooten Recreation Area. Geo-textile fabric, 2,250 sq. ft. roll, or equal. = 4500 SF	.15/SF	675 ⁰⁰
13	59	Franklin Wooten Recreation Area Gametime 4' straight sections x 8" high play curb, Item #4850, or equal.	28 ⁵⁰	1680 ⁰⁰
14	4,238 Sq. Ft.	Franklin Wooten Recreation Area engineered wood fiber @ 8" compacted depth or equal.		2590 ⁰⁰
15	1	Franklin Wooten Recreation Area GTImpax Accessible 8" play curb, model # 4854 or equal.		600 ⁻
16	1	Removal of existing playground equipment from the Franklin Wooten Recreation Area Playground. Park personnel will dispose of all old playground equipment. Prevailing heavy wage rates must be paid for Wayne County, West Virginia.		550 ⁻
17	1	Installation of Items 1, 2, 3, 4, 5, 6, 7, 8, 9, 10, 11, 12, 13, & 14 in the Franklin Wooten Recreation Area Playground. Prevailing heavy wage rates must be paid for Wayne County, West Virginia.		12348 ⁰⁰
18	1	Lakeview Campground Playground PrimeTime spiral slide, Item #81731, or equal.		2872 ⁰⁰
19	1	Lakeview Campground Playground PrimeTime swing frame, Item #12583, or equal.		1500 ⁰⁰
20	1	Lakeview Campground Playground PrimeTime swing add-a-bay, Item #12584, or equal.		1000 ⁰⁰

Beech Fork State Park Playground Equipment
PRICING SHEET

Item No.	Quantity	Description	Unit Price	Amount
21	2	Lakeview Campground Playground PrimeTime 3 1/2" Zero-G Chair (5-12) seat package with stainless steel chain, Item # ss8552, or equal.	350 ⁻	700 ⁰⁰
22	1	Lakeview Campground Playground PrimeTime 3 1/2" zero-G chair (ages 2 to 5) seat package Item # ss8555, or equal.		350 ⁰⁰
23	2	Lakeview Campground Playground PrimeTime 3 1/2" super seat, Item #SS8906, or equal.	75 ⁻	150 ⁻
24	2	Lakeview Campground Playground GameTime tuffclad in-ground bench, Item #28009, or equal.	350	700 ⁻
25	1	Lakeview Campground Playground geo-textile fabric, 2,250 sq. ft. , or equal.	15/SF	350 ⁻
26	48	Lakeview Campground Playground Gametime 4' straight sections x 8" high play curb, Item #4850, or equal.	28 ⁵⁰ / _{EA}	1368 ⁰⁰
27	2,150 Sq. Ft.	Lakeview Campground Playground engineered wood fiber @ 8" compacted depth or equal.		1314 ⁰⁰
28	2	Lakeview Campground Playground GTImpaz wear mats or equal.		300 ⁻
29	1	Lakeview Campground GTImpax Accessible 8" play curb, model # 4854 or equal.		600 ⁻

Beech Fork State Park Playground Equipment
PRICING SHEET

Item No.	Quantity	Description	Unit Price	Amount
30	1	Installation of Items 17, 18, 19, 20, 21, 22, 23, 24, 25, 26 & 27 in the Lakeview Campground Playground. Prevailing heavy wage rates must be paid for Wayne County, West Virginia.		4473 ⁰⁰
31	1	Moxley Branch Campground Playground GameTime jumbo flyer spring rider, Item #6064, or equal.		540 ⁰⁰
32	1	Moxley Branch Campground Playground PrimeTime spiral slide, Item #81731, or equal.		2872 ⁰⁰
33	1	Moxley Branch Campground Playground PrimeTime swing frame, Item #12583, or equal.		1200 ⁰⁰
34	1	Moxley Branch Campground Playground PrimeTime swing add-a-bay, Item #12584, or equal.		1000 ⁰⁰
35	2	Moxley Branch Campground Playground PrimeTime 3 1/2" enclosed tot swing, Item #SS8696, or equal.	120 ⁻	240 ⁻
36	2	Moxley Branch Campground Playground PrimeTime 3 1/2" super seat, Item #SS8906, or equal.	100 ⁻	200 ⁻
37	1	Moxley Branch Campground Playground GameTime tuffclad in-ground bench Model #28009, or equal.		300 ⁰⁰
38	1	Moxley Branch Campground Playground geo-textile fabric, 2,250 sq. ft. roll, or equal.	15/SF	350 ⁰⁰
39	42	Moxley Branch Campground Playground Gametime 4' straight sections x 8" high play curb, Item #4850, or equal.	28 ⁵⁰	1197 ⁰⁰

Beech Fork State Park Playground Equipment
PRICING SHEET

Item No.	Quantity	Description	Unit Price	Amount
40	1	Moxley Branch Campground GTImpax Accessible 8" play curb, model # 4854 or equal.		600-
41	2,035 Sq. Ft.	Moxley Branch Campground engineered wood fiber @ 8" compacted depth or equal.		1260-
42	2	Moxley Branch Campground Playground GTImpaz wear mats or equal.		300-
43	1	Removal of existing playground equipment from the Moxley Branch Campground Playground. Park personnel will dispose of all old playground equipment. Prevailing heavy wage rates must be paid for Wayne County, West Virginia.		500-
44	1	Installation of Items 29, 30, 31, 32, 33, 34, 35, 36, 37, 38 & 39 in the Franklin Wooten Recreation Area Playground. Prevailing heavy wage rates must be paid for Wayne County, West Virginia.		4210-
45	1	PrimTime spiral slide, Item #81731, or equal.		2872-
46	1	Four Coves Campground. PrimeTime swing frame, Item #12583, or equal.		1200-
47	1	Four Coves Campground. PrimeTime swing add-a-bay, Item #12584, or equal.		1000-
48	2	Four Coves Campground. PrimeTime 3 1/2" enclosed tot swing, Item #ss8696, or equal	120	240-
49	2	Four Coves Campground. PrimeTime 3 1/2" super seat, Item #ss8906, or equal.	100	200-

Beech Fork State Park Playground Equipment
PRICING SHEET

Item No.	Quantity	Description	Unit Price	Amount
50	1	Four Coves Campground Playground GameTime tuffclad in- ground bench, Item #28009, or equal.		300 ⁻
51		Four Coves Campground Playground geo-textile fabric, 2,250 sq. ft. roll, or equal.		350 ⁻
52	67	Four Coves Campground Playground Gametime 4' straight sections x 8" high play curb, Item #4850, or equal.	28 ⁰⁰ / 22	1910 ⁻
53	1	Four Coves Campground Playground GTImpax Accessible 8" play curb, model # 4854 or equal.		600 ⁻
54	2000 sq. ft.	Four Coves Campground Playground engineered wood fiber @ 8" compacted depth or equal.		1220 ⁻
55	2	Four Coves Campground Playground GTImpaz wear mats or equal.	150	300 ⁻
56	1	Removal of existing playground equipment from the Four Coves Campground Playground. Park personnel will dispose of all old playground equipment. Prevailing heavy wage rates must be paid for Wayne County, West Virginia.		500
57	1	Installation of Items 43, 44, 45, 46, 47, 48, 49, 50, & 51 in the Four Coves Campground Playground. Prevailing heavy wage rates must be paid for Wayne County, West Virginia.		8768

BASE BID
 ITEMS #1 - 57
 96 THOUSAND AND 713 ~~HUNDRED~~
 DOLLARS

\$ 96,713⁰⁰

Beech Fork State Park Playground Equipment
PRICING SHEET

Item No.	Quantity	Description	Unit Price	Amount
58	2	Add Alternate Number One - Four Coves Campground Playworld Systems climbing boulders tower builder, item #ZZBD0014, or equal.		20630 ⁰⁰
59	1	Add Alternate Number One Four Coves Campground Playworld Systems boulder to ground net climber, Item #ZZZBD0021, or		370 ⁰⁰
60	1	Add Alternate Number One - Four Coves Campground Playground GameTime tuffclad in-ground bench Model #28009, or equal.		300 ⁰⁰
61	1	Add Alternate Number One - Four Coves Campground Playground geo textile fabric, 1,125 sq. ft. roll, or equal.		175
62	17	Four Coves Campground Playground Gametime 4' straight sections x 8" high play curb, Item #4850, or equal.	28 ⁰⁰	485
63	576 sq. ft.	Four Coves Campground Playground engineered wood fiber @ 8" compacted depth or equal.		575
64	1	Installation of Items 54, 55, 56, 57, 58, & 59 in the Four Coves Campground Playground. Prevailing heavy wage rates must be paid for Wayne County, West Virginia.		2775

TOTAL ADD
 ALTERNATES
 THIS PAGE

25,310⁰⁰

STATE OF WEST VIRGINIA
Purchasing Division

PURCHASING AFFIDAVIT

VENDOR OWING A DEBT TO THE STATE:

West Virginia Code §5A-3-10a provides that: No contract or renewal of any contract may be awarded by the state or any of its political subdivisions to any vendor or prospective vendor when the vendor or prospective vendor or a related party to the vendor or prospective vendor is a debtor and the debt owed is an amount greater than one thousand dollars in the aggregate.

PUBLIC IMPROVEMENT CONTRACTS & DRUG-FREE WORKPLACE ACT:

West Virginia Code §21-1D-5 provides that: Any solicitation for a public improvement construction contract shall require each vendor that submits a bid for the work to submit at the same time an affidavit that the vendor has a written plan for a drug-free workplace policy in compliance with Article 1D, Chapter 21 of the West Virginia Code. A public improvement construction contract may not be awarded to a vendor who does not have a written plan for a drug-free workplace policy in compliance with Article 1D, Chapter 21 of the West Virginia Code and who has not submitted that plan to the appropriate contracting authority in timely fashion. For a vendor who is a subcontractor, compliance with Section 5, Article 1D, Chapter 21 of the West Virginia Code may take place before their work on the public improvement is begun.

ANTITRUST:

In submitting a bid to any agency for the state of West Virginia, the bidder offers and agrees that if the bid is accepted the bidder will convey, sell, assign or transfer to the state of West Virginia all rights, title and interest in and to all causes of action it may now or hereafter acquire under the antitrust laws of the United States and the state of West Virginia for price fixing and/or unreasonable restraints of trade relating to the particular commodities or services purchased or acquired by the state of West Virginia. Such assignment shall be made and become effective at the time the purchasing agency tenders the initial payment to the bidder.

I certify that this bid is made without prior understanding, agreement, or connection with any corporation, firm, limited liability company, partnership or person or entity submitting a bid for the same materials, supplies, equipment or services and is in all respects fair and without collusion or fraud. I further certify that I am authorized to sign the certification on behalf of the bidder or this bid.

LICENSING:

Vendors must be licensed and in good standing in accordance with any and all state and local laws and requirements by any state or local agency of West Virginia, including, but not limited to, the West Virginia Secretary of State's Office, the West Virginia Tax Department, West Virginia Insurance Commission, or any other state agencies or political subdivision. Furthermore, the vendor must provide all necessary releases to obtain information to enable the Director or spending unit to verify that the vendor is licensed and in good standing with the above entities.

CONFIDENTIALITY:

The vendor agrees that he or she will not disclose to anyone, directly or indirectly, any such personally identifiable information or other confidential information gained from the agency, unless the individual who is the subject of the information consents to the disclosure in writing or the disclosure is made pursuant to the agency's policies, procedures and rules. Vendors should visit www.state.wv.us/admin/purchase/privacy for the Notice of Agency Confidentiality Policies.

Under penalty of law for false swearing (West Virginia Code §61-5-3), it is hereby certified that the vendor acknowledges the information in this said affidavit and is in compliance with the requirements as stated.

Vendor's Name: VIRGINIA PLAYGROUNDS JEROME

Authorized Signature: James Benedict Date: 6-09-09

Purchasing Affidavit (Revised 07/01/08)

Purchasing Affidavit must be submitted with your bid for this project.



State of West Virginia
DRUG FREE WORKPLACE CONFORMANCE AFFIDAVIT
West Virginia Code §21-1D-5

STATE OF WEST VIRGINIA
COUNTY OF KANAWHA, TO-WIT:

I, M. JAMES BENEDEKT, after being first duly sworn, depose and state as follows:

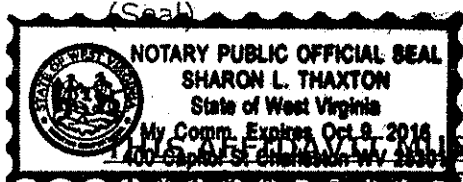
- 1. I am an employee of VIRGINIA PLAYGROUND SERVICE, and,
(Company Name)
- 2. I do hereby attest that VIRGINIA PLAYGROUND SERVICE
(Company Name)

maintains a valid written drug free workplace policy and that such policy is in compliance with **West Virginia Code §21-1D-5**.

The above statements are sworn to under the penalty of perjury.

VIRGINIA PLAYGROUND SERVICE
(Company Name)
By: Matthew James Benedekt
M. JAMES BENEDEKT
Title: AGENT
Date: 5-12-09

Taken, subscribed and sworn to before me this 12th day of May 2009
By Commission expires 10-09-2016



Sharon L. Thaxton
(Notary Public)

THIS AFFIDAVIT MUST BE SUBMITTED WITH THE BID IN ORDER TO COMPLY WITH WV CODE PROVISIONS. FAILURE TO INCLUDE THE AFFIDAVIT WITH THE BID SHALL RESULT IN DISQUALIFICATION OF THE BID.

✓
SEE COVER
LETTER

All playground equipment and engineered wood fiber must meet the following requirements:

- ✓ • Compliance with U.S. Consumer Product Safety Commission, Handbook for Public Playground Safety.
- ✓ • Compliance with ASTM Standard F 1487.
- ✓ • Compliance with Architectural and Transportation Barriers Compliance Board, Americans with Disabilities Act (ADA) Accessibility Guidelines for Buildings and Facilities; Play Areas.

✓

Vendors must submit the following attachments:

SEE ENCLASD

- ✓ • Complete manufacturer's parts specifications and warranties.
- ✓ • Layout drawing to scale of the proposed play structure or equipment.
- ✓ • ASTM and CPSC Statement of Compliance

Additionally, all playground equipment should have UV protection on all rotational molded plastics and all vinyl coatings on posts, handrails, and roofs should have anti-microbial agents.

✓

Warranties:

- ✓ • All equipment and engineered wood fiber must be guaranteed to be free of defects in workmanship and material for a minimum of one year from date of acceptance. However, if manufacturer warranty periods are longer than the required minimum one year warranty, those warranties shall apply.

The award may be split if it is in the best interest of the West Virginia Division of Natural Resources.



Va. Playground Services
Little Tikes Commercial Equipment
Jim Benedict P.O. 1494
1607 East Market Street
Charlottesville, VA. 22902
jim@vaplaygrounds.com
434 249 2158 (cell)
434 296 3289 (fax)




Frank Whittaker
Purchasing Division
State of West Virginia.
Department of Administration
2019 Washington St.
Charleston, WV 25305

RE. DNR Playground RFP

To whom it may concern,

This letter and supporting bid documents represent our reply and price quote for the DNR Playground RFP for the referenced park site. We are quoting "as equal and better" to the specifications and item list indicated in this RFP. Our product is manufactured by Little Tikes Commercial factory, hereafter "LTC". This bid is offered by the factory by and thru the local WV agent Va. Playground Services. We state that we comply fully with all requirements for ASTM 1487 and CPSC 325 and ADA and IPEMA third party guidelines. We have attempted to meet the specifications and stated requirements and drawings showing play events. Plan views and 3D renderings are attached. Our actual items list has been notated to indicate our intended "as equal and better" LTC equipment in place of vendor named in specs. Our post system is 3.5 inch OD uprights. Our swing arch posts are 5 inch OD and the support beam is 3.5 inch OD. Our Attachments are direct bolt. Our posts are 3.5 inch steel, prepared and powder coated in the colors requested. Some upright posts are not aluminum, but are heavy duty OD diameter steel, and powder coated steel with extra epoxy coating. Our posts offer 100 year warranty against defects. Recent equipment industry standards recommend this heavy duty steel in order to meet the demand for strength, durability, and low maintenance over time. We ask you to please review all attachments in support of our full compliance for this RFP.

With regards,


M James Benedict, agent
Va Playground Services and LTC

* 5" ALUMINUM POSTS FOR
FRANK WOOTEN SITE
3 1/2" POSTS FOR 3 OTHER SITES

THE AMERICAN INSTITUTE OF ARCHITECTS



AIA Document A310

Bid Bond

Bond No. N/A

KNOW ALL MEN BY THESE PRESENTS, that we

(Here insert full name and address or legal title of Contractor)

PlayPower LT Farmington, Inc., formerly known as Little Tikes Commercial Play Systems c/o Virginia Playground Services #1 Iron Mountain Drive, Farmington, MO 63640 as Principal, hereinafter called the Principal, and

(Here insert full name and address or legal title of Surety)

Travelers Casualty and Surety Company of America One Tower Square, Hartford, CT 06183-6014

a corporation duly organized under the laws of the State of Connecticut as Surety, hereinafter called the Surety, are held and firmly bound unto

(Here insert full name and address or legal title of Owner)

State of West Virginia 2019 Washington Street East, Charleston, WV 25305

as Obligee, hereinafter called the Obligee, in the sum of

Five Percent of Amount Bid

Dollars (\$ 5% of Amount Bid),

for the payment of which sum well and truly to be made, the said Principal and the said Surety, bind ourselves, our heirs, executors, administrators, successors and assigns, jointly and severally, firmly by these presents.

WHEREAS, the Principal has submitted a bid for

(Here insert full name, address and description of project)

DNR 209171 Beech Fork Park - Supply and deliver new play equipment, perform site excavation, provide safety surface, install equipment items on site

NOW, THEREFORE, if the Obligee shall accept the bid of the Principal and the Principal shall enter into a Contract with the Obligee in accordance with the terms of such bid, and give such bond or bonds as may be specified in the bidding or Contract Documents with good and sufficient surety for the faithful performance of such Contract and for the prompt payment of labor and material furnished in the prosecution thereof, or in the event of the failure of the Principal to enter such Contract and give such bond or bonds, if the Principal shall pay to the Obligee the difference not to exceed the penalty hereof between the amount specified in said bid and such larger amount for which the Obligee may in good faith contract with another party to perform the Work covered by said bid, then this obligation shall be null and void, otherwise to remain in full force and effect.

Signed and sealed this 03rd

day of June

2009

Valeria Callaway (Witness)

PlayPower LT Farmington, Inc., formerly known as Little Tikes Commercial Play Systems

Garry Eugene (Principal) (Seal) (Title)

Travelers Casualty and Surety Company of America

Debra Schneider (Witness)

Sandra L Ham (Surety) (Seal) (Title)

Sandra L Ham, Attorney-In-Fact

ACKNOWLEDGMENT BY SURETY

STATE OF Missouri }
City of St. Louis } ss.

On this 03rd day of June, 2009, before me personally appeared Sandra L. Ham, known to me to be the Attorney-in-Fact of Travelers Casualty and Surety Company of America

_____, the corporation that executed the within instrument, and acknowledged to me that such corporation executed the same.

IN WITNESS WHEREOF, I have hereunto set my hand and affixed my official seal, at my office in the aforesaid County, the day and year in this certificate first above written.

My Commission Expires: October 6, 2009.

(Seal) HEIDI A. NOTHEISEN
NOTARY PUBLIC - NOTARY SEAL
STATE OF MISSOURI, ST. LOUIS CITY
MY COMMISSION EXPIRES 10-06-09
COMMISSION #05514582

Heidi A. Notheisen
Heidi A. Notheisen
Notary Public in the State of Missouri
City of St. Louis



POWER OF ATTORNEY

Farmington Casualty Company
Fidelity and Guaranty Insurance Company
Fidelity and Guaranty Insurance Underwriters, Inc.
Seaboard Surety Company
St. Paul Fire and Marine Insurance Company

St. Paul Guardian Insurance Company
St. Paul Mercury Insurance Company
Travelers Casualty and Surety Company
Travelers Casualty and Surety Company of America
United States Fidelity and Guaranty Company

Surety Bond No. N/A

Principal: PlayPower LT Farmington, Inc., formerly known as Little Tikes Commercial Play Systems

OR

Project Description: DNR 209171 Beech Fork Park - Supply and deliver new play equipment, perform site excavation, provide safety surface, install equipment items on site

Obligee: State of West Virginia

KNOW ALL MEN BY THESE PRESENTS: That Seaboard Surety Company is a corporation duly organized under the laws of the State of New York, that St. Paul Fire and Marine Insurance Company, St. Paul Guardian Insurance Company and St. Paul Mercury Insurance Company are corporations duly organized under the laws of the State of Minnesota, that Farmington Casualty Company, Travelers Casualty and Surety Company, and Travelers Casualty and Surety Company of America are corporations duly organized under the laws of the State of Connecticut, that United States Fidelity and Guaranty Company is a corporation duly organized under the laws of the State of Maryland, that Fidelity and Guaranty Insurance Company is a corporation duly organized under the laws of the State of Iowa, and that Fidelity and Guaranty Insurance Underwriters, Inc. is a corporation duly organized under the laws of the State of Wisconsin (herein collectively called the "Companies"), and that the Companies do hereby make, constitute and appoint Sandra L Ham of the City of St. Louis, State of Missouri, their true and lawful Attorney(s)-in-Fact, each in their separate capacity if more than one is named above, to sign, execute, seal and acknowledge any and all bonds, recognizances, conditional undertakings and other writings obligatory in the nature thereof on behalf of the Companies in their business of guaranteeing the fidelity of persons, guaranteeing the performance of contracts and executing or guaranteeing bonds and undertakings required or permitted in any actions or proceedings allowed by law.

IN WITNESS WHEREOF, the Companies have caused this instrument to be signed and their corporate seals to be hereto affixed, this 11th day of August, 2006.

Farmington Casualty Company
Fidelity and Guaranty Insurance Company
Fidelity and Guaranty Insurance Underwriters, Inc.
Seaboard Surety Company
St. Paul Fire and Marine Insurance Company

St. Paul Guardian Insurance Company
St. Paul Mercury Insurance Company
Travelers Casualty and Surety Company
Travelers Casualty and Surety Company of America
United States Fidelity and Guaranty Company



State of Connecticut

City of Hartford ss.

By: [Signature]
George W. Thompson, Senior Vice President

On this the 11th day of August, 2006, before me personally appeared George W. Thompson, who acknowledged himself to be the Senior Vice President of Farmington Casualty Company, Fidelity and Guaranty Insurance Company, Fidelity and Guaranty Insurance Underwriters, Inc., Seaboard Surety Company, St. Paul Fire and Marine Insurance Company, St. Paul Guardian Insurance Company, St. Paul Mercury Insurance Company, Travelers Casualty and Surety Company, Travelers Casualty and Surety Company of America, and United States Fidelity and Guaranty Company, and that he, as such, being authorized so to do, executed the foregoing instrument for the purposes therein contained by signing on behalf of the corporations by himself as a duly authorized officer.

In Witness Whereof, I hereunto set my hand and official seal.

My Commission expires the 30th day of June, 2011.



[Signature]
Marie C. Tetreault, Notary Public

This Power of Attorney is granted under and by the authority of the following resolutions adopted by the Boards of Directors of Farmington Casualty Company, Fidelity and Guaranty Insurance Company, Fidelity and Guaranty Insurance Underwriters, Inc., Seaboard Surety Company, St. Paul Fire and Marine Insurance Company, St. Paul Guardian Insurance Company, St. Paul Mercury Insurance Company, Travelers Casualty and Surety Company, Travelers Casualty and Surety Company of America, and United States Fidelity and Guaranty Company, which resolutions are now in full force and effect, reading as follows:

RESOLVED, that the Chairman, the President, any Vice Chairman, any Executive Vice President, any Senior Vice President, any Vice President, any Second Vice President, the Treasurer, any Assistant Treasurer, the Corporate Secretary or any Assistant Secretary may appoint Attorneys-in-Fact and Agents to act for and on behalf of the Company and may give such appointee such authority as his or her certificate of authority may prescribe to sign with the Company's name and seal with the Company's seal bonds, recognizances, contracts of indemnity, and other writings obligatory in the nature of a bond, recognizance, or conditional undertaking, and any of said officers or the Board of Directors at any time may remove any such appointee and revoke the power given him or her; and it is


FURTHER RESOLVED, that the Chairman, the President, any Vice Chairman, any Executive Vice President, any Senior Vice President or any Vice President may delegate all or any part of the foregoing authority to one or more officers or employees of this Company, provided that each such delegation is in writing and a copy thereof is filed in the office of the Secretary; and it is

FURTHER RESOLVED, that any bond, recognizance, contract of indemnity, or writing obligatory in the nature of a bond, recognizance, or conditional undertaking shall be valid and binding upon the Company when (a) signed by the President, any Vice Chairman, any Executive Vice President, any Senior Vice President or any Vice President, any Second Vice President, the Treasurer, any Assistant Treasurer, the Corporate Secretary or any Assistant Secretary and duly attested and sealed with the Company's seal by a Secretary or Assistant Secretary; or (b) duly executed (under seal, if required) by one or more Attorneys-in-Fact and Agents pursuant to the power prescribed in his or her certificate or their certificates of authority or by one or more Company officers pursuant to a written delegation of authority; and it is

FURTHER RESOLVED, that the signature of each of the following officers: President, any Executive Vice President, any Senior Vice President, any Vice President, any Assistant Vice President, any Secretary, any Assistant Secretary, and the seal of the Company may be affixed by facsimile to any power of attorney or to any certificate relating thereto appointing Resident Vice Presidents, Resident Assistant Secretaries or Attorneys-in-Fact for purposes only of executing and attesting bonds and undertakings and other writings obligatory in the nature thereof, and any such power of attorney or certificate bearing such facsimile signature or facsimile seal shall be valid and binding upon the Company and any such power so executed and certified by such facsimile signature and facsimile seal shall be valid and binding on the Company in the future with respect to any bond or understanding to which it is attached.

I, Kori Johanson, the undersigned, Assistant Secretary, of Farmington Casualty Company, Fidelity and Guaranty Insurance Company, Fidelity and Guaranty Insurance Underwriters, Inc., Seaboard Surety Company, St. Paul Fire and Marine Insurance Company, St. Paul Guardian Insurance Company, St. Paul Mercury Insurance Company, Travelers Casualty and Surety Company, Travelers Casualty and Surety Company of America, and United States Fidelity and Guaranty Company do hereby certify that the above and foregoing is a true and correct copy of the Power of Attorney executed by said Companies, which is in full force and effect and has not been revoked.

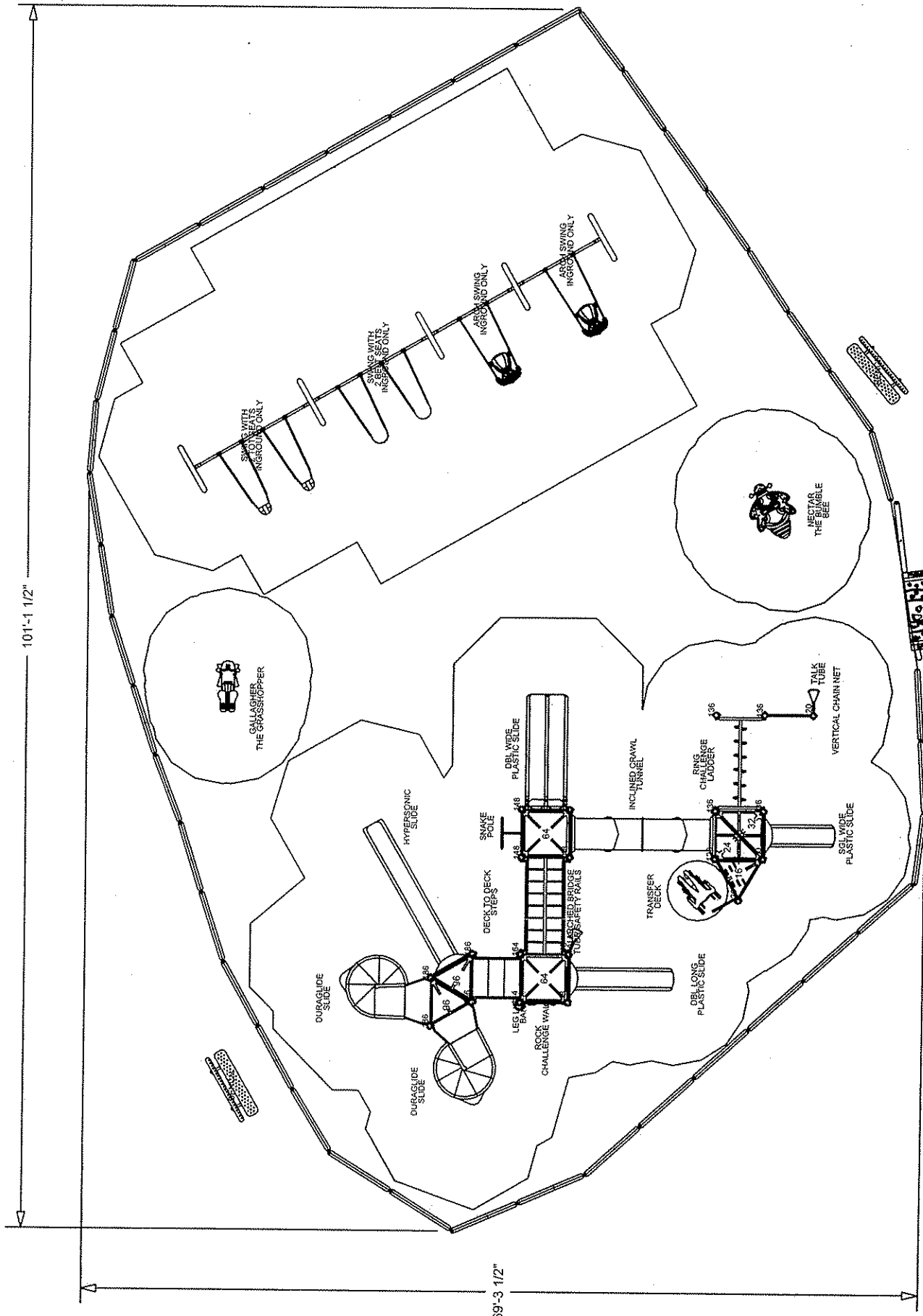
IN TESTIMONY WHEREOF, I have hereunto set my hand and affixed the seals of said Companies this 03rd day of June, 2009.



Kori M. Johanson, Assistant Secretary



To verify the authenticity of this Power of Attorney, call 1-800-421-3880 or contact us at stpaultravelersbond.com. Please refer to the Attorney-In-Fact number, the above-named individuals and the details of the bond to which the power is attached.



FWOOTEN SITE

Play Area: 2
 Product line: Traditional Play
 Age group: 2-5
 Post type: N/A
 Mount Option: Buried

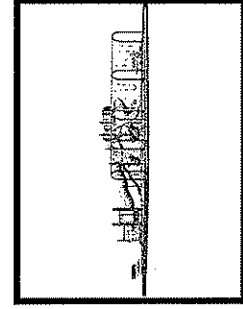
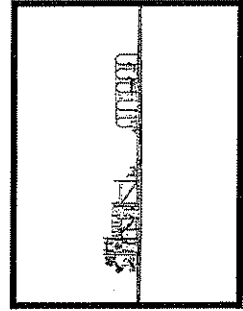
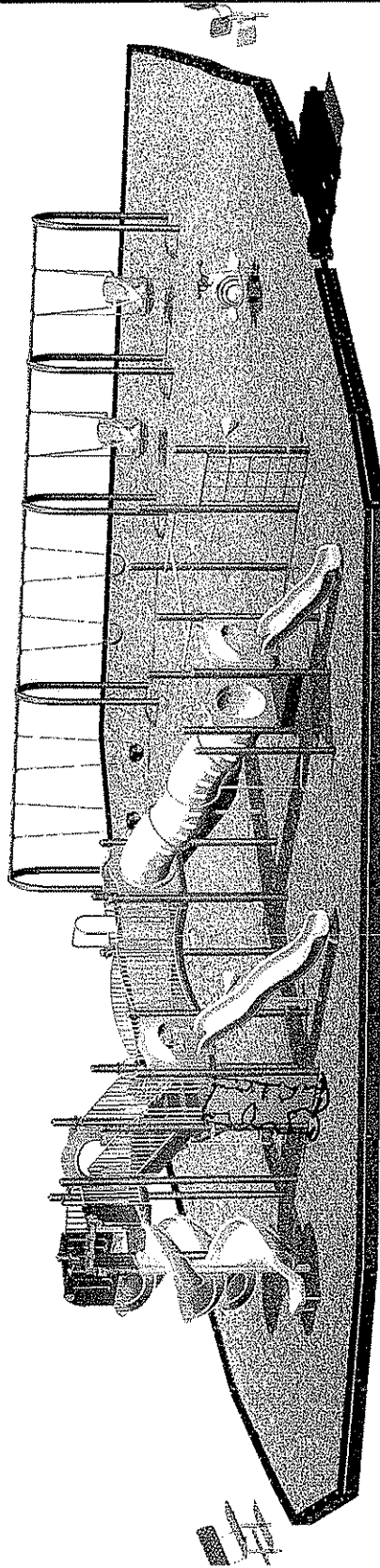

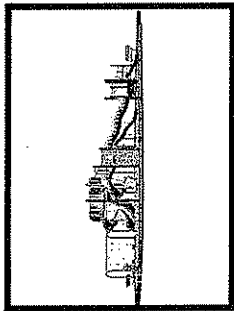
Area: 4774 sq. feet
 Perimeter: 261 feet

101'-1 1/2"

69'-3 1/2"

ind
 1
 3
 3le
 3
 sed
 per

1 zone



Playgrounds Fun & Easy!

Project:
Franklin Wooten

Project No.
LP847_39962422188_1
Drawn:
2009-06-01

Presented By:



Bob Charles
Virginia Playground Services
(804) 798-6842



This play equipment complies with the safety performance specifications of ASTM for children 2-12 years old. Not all equipment may be appropriate for all children. Supervision is required.



PlayPower LT Farmington, Inc.
800-325-8828 www.itps.com



Playgrounds Fun & Easy!

Representative:
 Bob Charles
 Virginia Playground Services
 (804) 798-6842

Project:
 Moxley Branch
 Campground

Project No.
 LP847 39962557037_1
 Drawn: 2009-06-01
 Drawn By: Bob Charles

PlayArea: 1
 Product line: KidBuilders
 Age group: 2-5
 Post type: Galv. 13ga. / Plastic
 KB Accent Color: Tan
 Kid Builder Post Color: Green
 KB Pull/Crnl Tunnel Ctr: Tan
 KB Roof Color: Tan
 KB Sid/Float Stone Ctr: Tan
 KB Vinyl color: Brown
 Legacy Paint Ctr: Tan
 Legacy Poly Ctr: Blue
 Play Builder Post Color: Red
 Play Builder Post Color: Blue
 PB Slide Color: Yellow
 PB Vinyl Ctr: Brown
 Mount Option: Buried

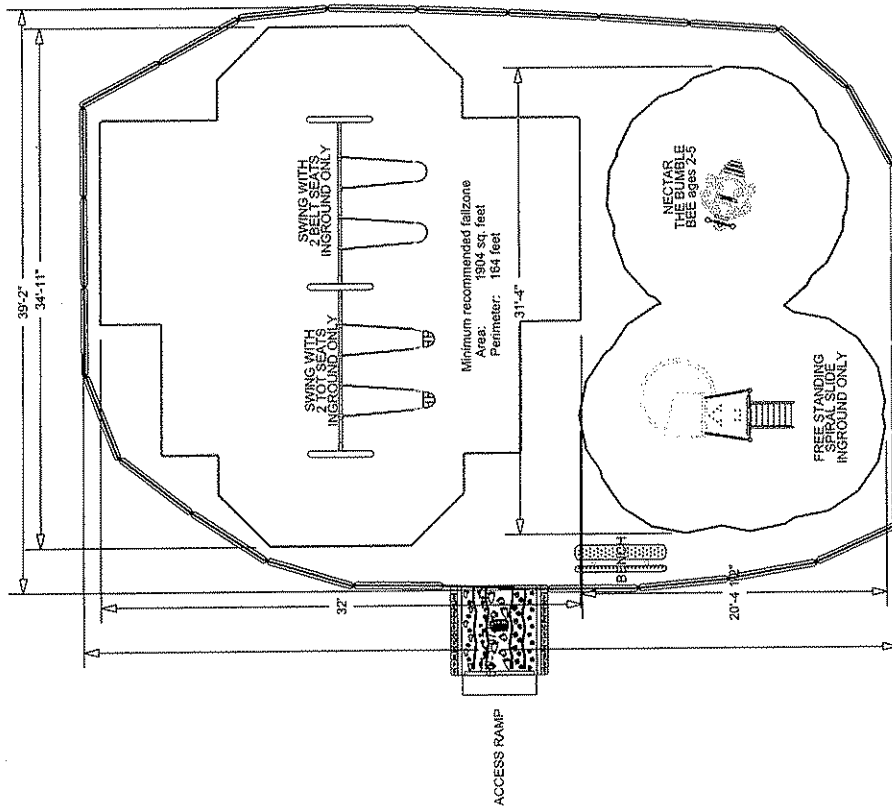
PlayArea: 2
 Product line: Traditional Play
 Age group: 2-5
 Post type: N/A
 Mount Option: Buried

Playground Layout
 Compliance:

- ✓ Final Access Board Regulations
- ✓ CPSC Handbook for Public Safety
- ✓ ASTM F1487

This play equipment complies with the safety performance specifications of ASTM for children 2-12 years old. Not all equipment may be appropriate for all children. Supervision is required.

PlayPower LT Farmington, Inc.
 One Iron Mountain Drive
 Farmington, Missouri 63640
 Phone: 1-800-325-6828
 Fax: 573-756-0319
 www.ltpcs.com




Minimum recommended fallzone Area: 1904 sq. feet
 Perimeter: 164 feet

NOTES

Scale: 1/8"=1'

1. The Americans with Disabilities Act (ADA) must be followed in your accessible when viewed in its entirety. Please consult your local counsel to determine if the ADA applies to you.
 2. For playground equipment to be considered accessible, accessible surfacing must be utilized in applicable areas.
 3. Although a particular playground design may be proposed, it must comply with the proposed Access Board Regulations in regards to the appropriate number of ground level events, the actual playground may be in compliance when considering existing play components.
 4. All deck heights are measured from top of ground cover.
 5. Fall absorbing ground cover is required under and around all play equipment.
 6. The minimum recommended fall zone around the entire play structure is shown. This zone is to be free of all tripping or collision hazards (i.e. roots, rocks, border material, etc.).
 7. All post lengths are identified by text showing the post lengths, i.e. 96 represents a 96 inch post.
 8. The requirement for a Play Builder installation is that the post can not be set prior to installing the decks.
 9. All post lengths are identified by text showing the post lengths, i.e. 2210 or 87 represents a 2210mm or 87 inch post.
 10. Elevated Play Activities Total:

- Accessible By Transfer:	0 (0 req)
- Accessible By Reach:	0 (0 req)
- Accessible By Climb:	3 (0 req)
- Ground Level Activity Types:	4 (0 req)
- * Scale for reference only. Use dimensions as shown.



Project:
Moxley Branch
Campground

Project No.
LP847_39962557037_1
Drawn: 2009-06-01

Presented By:



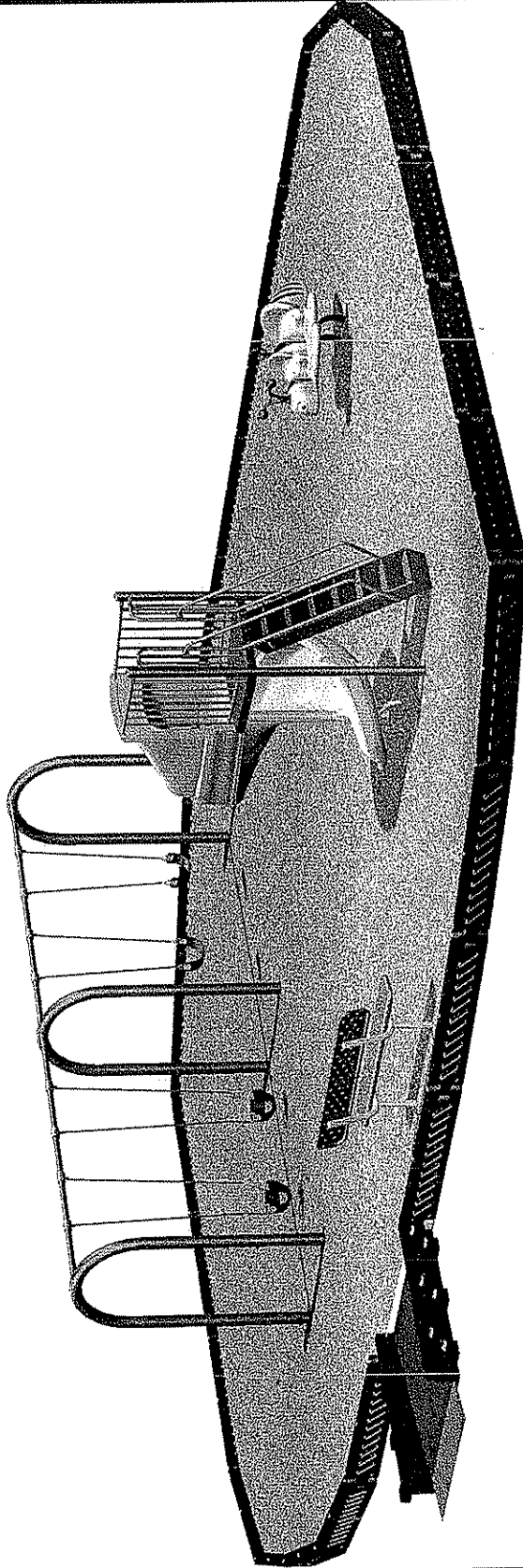
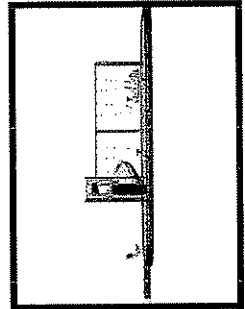
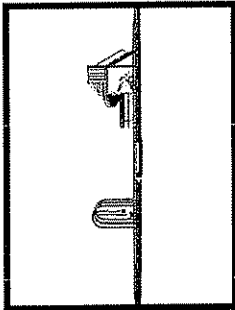
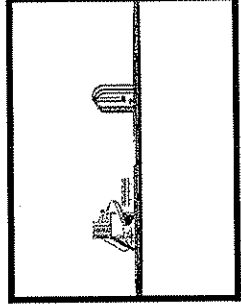
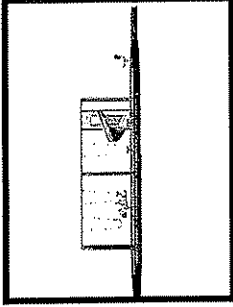
Bob Charles
Virginia Playground Services
(804) 798-6842



This play equipment complies with the safety performance specifications of ASTM for children 2-12 years old. Not all equipment may be appropriate for all children. Supervision is required.



PlayPower LT Farmington, Inc.
800-325-6828 www.lcps.com





Playgrounds Fun & Easy!

Representative:
 Bob Charlies
 Virginia Playground Services
 (804) 798-6842

Project:
**Four Covers
 Campground**

Project No.
 LP847_39962573588_1
 Drawn: 2009-06-01
 Drawn By: Bob Charlies

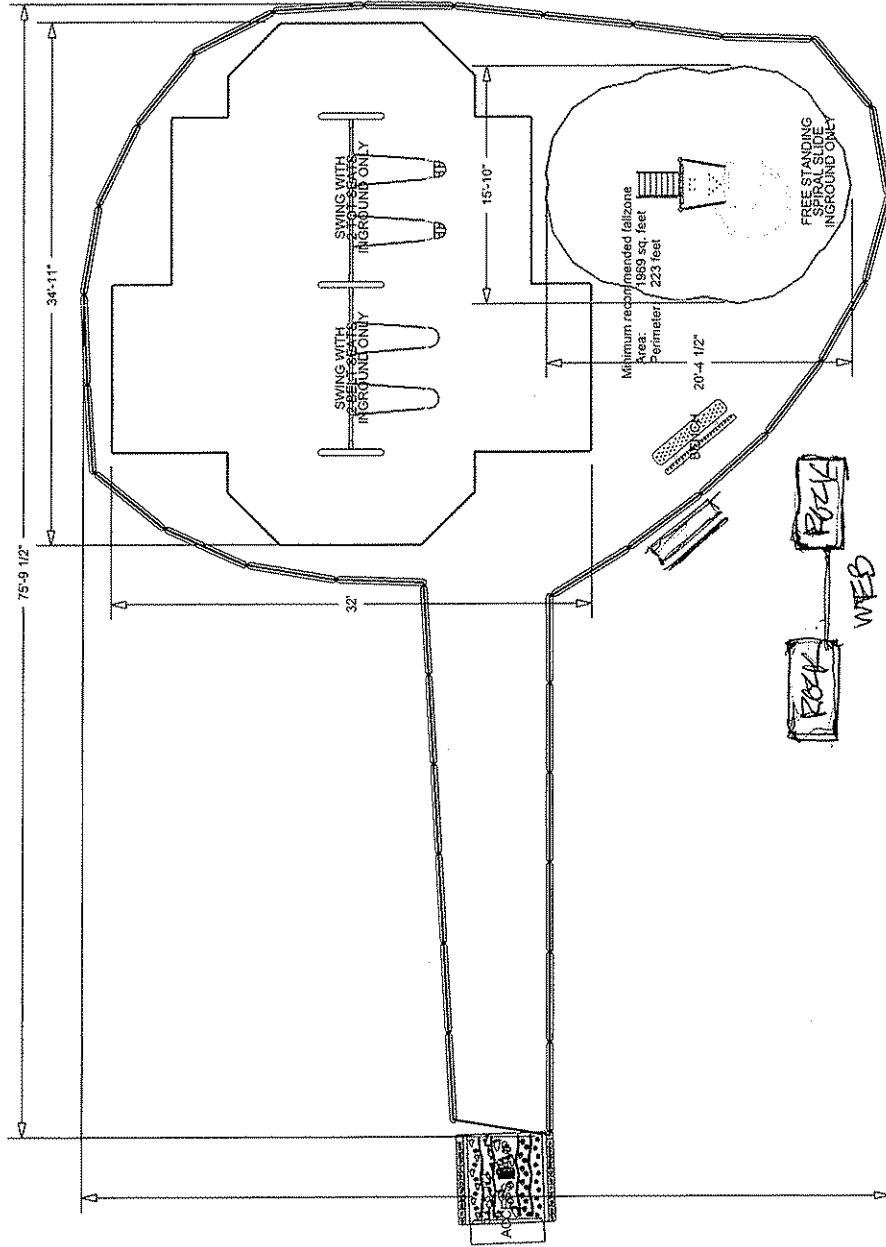
PlayArea:1
 Product line:KidBuilders
 Age group:5-12
 Post type:Galv. 13ga. / Plastic
 KB Accent Color:Yellow
 Kid Builder Post Color:Blue
 KB Purl/Chw Turnat Ctr:Train Green
 KB Post Color:Kakadod Blue
 KB Slide Color:Blue
 KB Vinyl Color:Blue
 KB Vinyl Accent Color:Red
 Play Builder Accent Color:Red
 Play Builder Post Color:Blue
 PB Slide Color:Yellow
 PB Vinyl Ctr:Brown
 Legacy Paint Ctr:Tan
 Mount Option:Buried

Playground Layout
 Compliance:

- ✓ Final Access Board Regulations
- ✓ CPSC Handbook for Public Safety
- ✓ ASTM F 1487

This play equipment complies with the safety requirements of ASTM for children 5-12 years old. Not all equipment may be appropriate for all children. Supervisor is required.

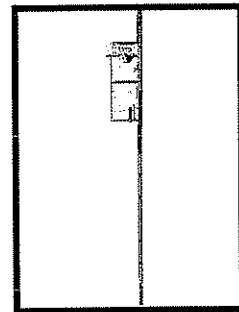
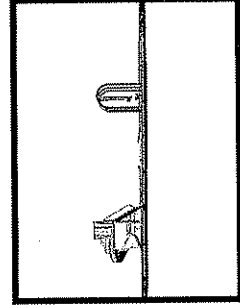
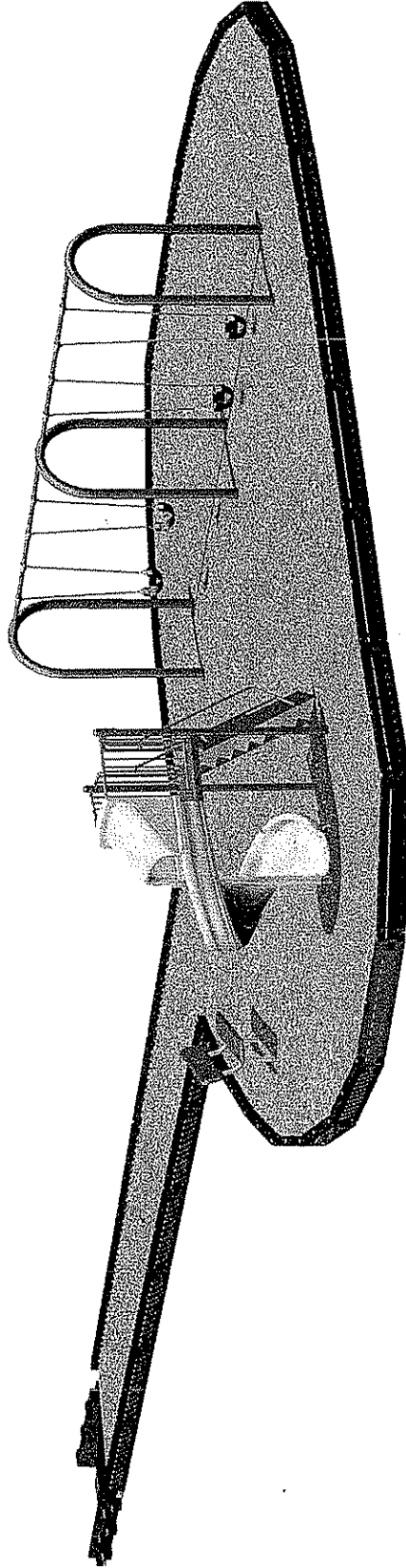
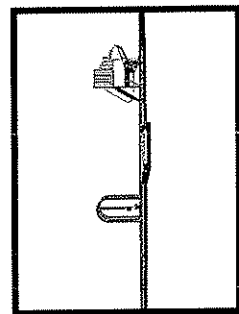
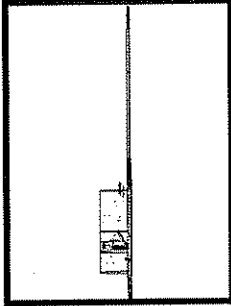
PlayPower L.T. Farmington, Inc.
 One Iron Mountain Drive
 Farmington, Missouri 63640
 Phone: 1-800-325-8928
 Fax: 573-756-0319
 www.litcps.com



NOTES

Scale: 1/8"=1'

1. The Americans with Disabilities Act (ADA) requires that you make your park, playground and accessible when viewed in its entirety. Please consult your legal counsel to determine if the ADA applies to you.
2. For playground equipment to be considered accessible, accessible surfacing must be utilized in applicable areas.
3. Although a particular playground structure may be proposed Access Board Regulation in regards to the appropriate number of ground level events, the actual playground may be in compliance when considering existing play components.
4. All deck heights are measured from top of ground cover.
5. Fall absorbing ground cover is required under and around all play equipment.
6. The minimum recommended fall zone around the entire playstructure is shown. This zone is to be free of all tripping or collision hazards (i.e. roots, rocks, border material, etc.).
7. All post lengths are identified by text showing the post lengths, i.e. 96 represents a 96 inch post.
8. The requirement for a Play Builder installation is that the post can not be set prior to installing the decks.
9. All post lengths are identified by text showing the post lengths, i.e. 22-10 or 87 represents a 22-10mm or 87 inch post.
10. Elevated Play Activities Total: 0 (0 eq)
 - Accessible by Transfer: 0 (0 eq)
 - Accessible by Platform: 0 (0 eq)
 - Ground Level Activity Type: 2 (2 eq)
 - Ground Level Activity Quantity: 3 (3 eq)
 * Scale for reference only. Use dimensions as shown.



Project:
**Four Coves
Campground**

Project No.
LP847 39962573588 1
Drawn: 2009-06-01

Presented By:



Bob Charles
Virginia Playground Services
(804) 798-6842



This play equipment complies with the safety performance specifications of ASTM for children 5-12 years old. Not all equipment may be appropriate for all children. Supervision is required.



PlayPower, L.T. Farmington, Inc.
800-325-8828 www.ltcps.com



Playgrounds Fun & Easy!

Representative:
Bob Charles
 Virginia Playground Services
 (804) 798-6842

Project:
**Lakeview
 Campground**

Project No.
 LP847_39962589132_1
 Drawn: 2009-06-01
 Drawn By: Bob Charles

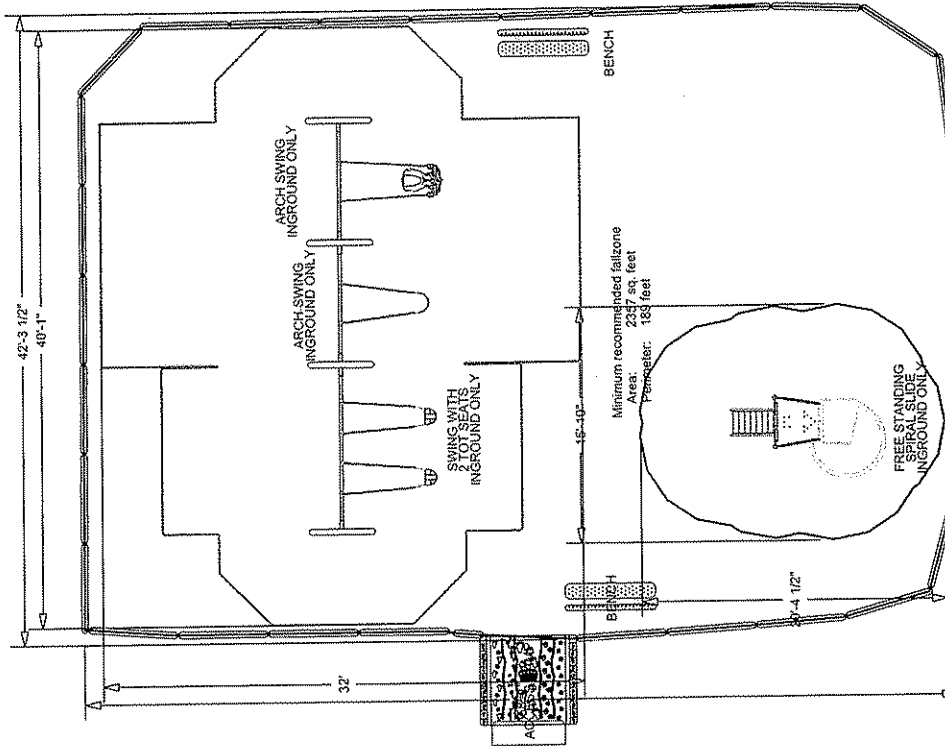
PlayArea: 1
 Product line: KidBuilders
 Age group: 5-12 13gs. / Plastic
 KB 1000 Color: Blue
 KB 1000 Color: Yellow
 KB 1000 Color: Red
 KB 1000 Color: Green
 KB 1000 Color: Brown
 KB 1000 Color: Orange
 KB 1000 Color: Purple
 KB 1000 Color: Silver
 KB 1000 Color: Gold
 KB 1000 Color: Black
 KB 1000 Color: White
 KB 1000 Color: Grey
 KB 1000 Color: Tan
 KB 1000 Color: Light Blue
 KB 1000 Color: Light Green
 KB 1000 Color: Light Yellow
 KB 1000 Color: Light Purple
 KB 1000 Color: Light Orange
 KB 1000 Color: Light Red
 KB 1000 Color: Light Brown
 KB 1000 Color: Light Grey
 KB 1000 Color: Light White
 KB 1000 Color: Light Black
 KB 1000 Color: Light Silver
 KB 1000 Color: Light Gold
 KB 1000 Color: Light Black
 KB 1000 Color: Light Silver
 KB 1000 Color: Light Gold

Playground Layout
 Compliance:

- ✓ Final Access Board Regulations
- ✓ CPSC Handbook for Public Safety
- ✓ ASTM F1487

This play equipment complies with the safety performance specifications of ASTM for children 5-12 years old. Not all equipment may be appropriate for all children. Supervision is required.

PlayPower LT Farmington, Inc.
 One Iron Mountain Drive
 Farmington, CT 06031
 Phone: 1-800-325-8828
 Fax: 573-756-0319
 www.ltpcs.com

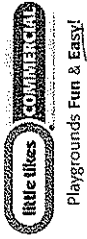
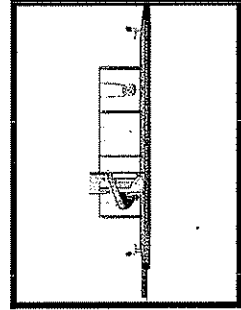
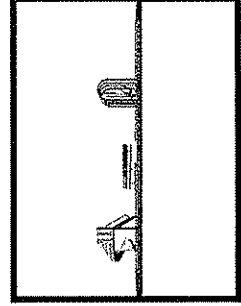
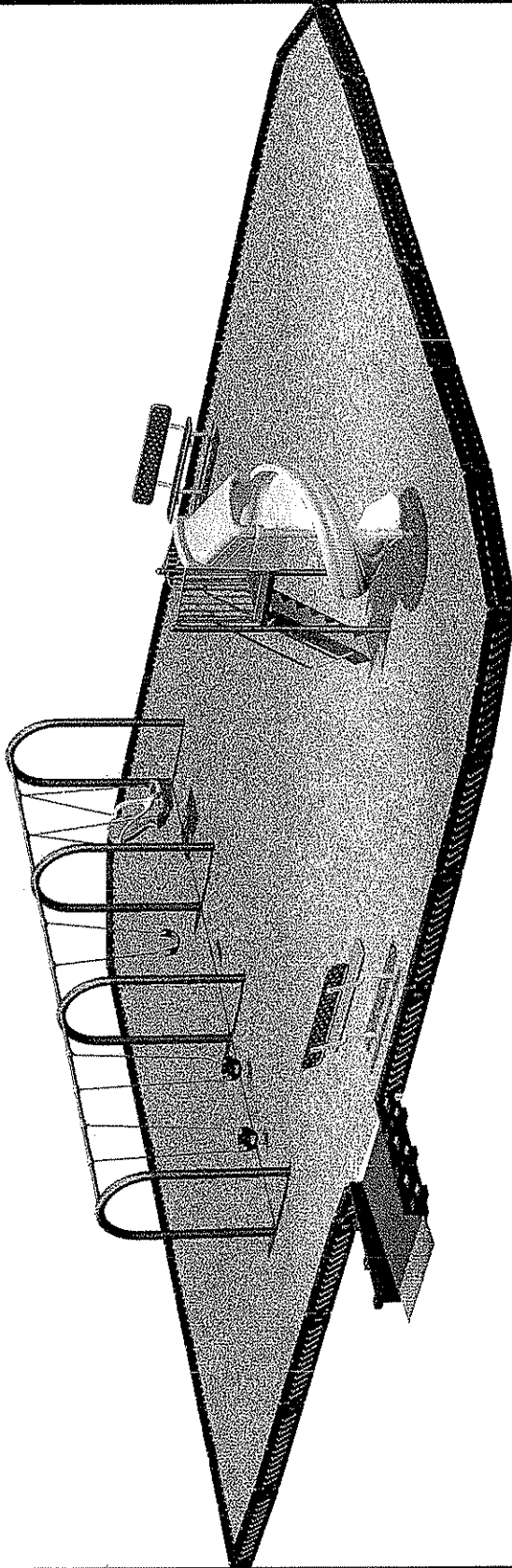
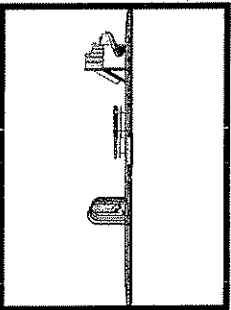
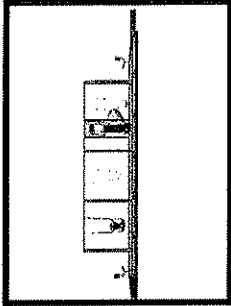


Minimum recommended fallzone
 Area: 2357 sq feet
 Perimeter: 189 feet

NOTES

Scale: 1/8"=1'


1. The Americans with Disabilities Act (ADA) may require that you make your park and/or playground accessible when viewed in its entirety. Please consult your legal counsel to determine if the ADA applies to you.
2. For playground equipment to be considered accessible, accessible areas must be utilized in applicable areas.
3. Although a particular playground design may not meet the proposed Access Board Regulations in regards to the appropriate number of ground level events, the actual playground may be in compliance when considering existing play components.
4. All tracks and rollers must be covered with a ground cover.
5. Fall absorbing ground covers are required under and around all play equipment.
6. The minimum recommended fall zone around the entire play structure is shown. This zone is to be free of all tripping or collision hazards (i.e. roots, rocks, border material, etc.) identified by text showing the post lengths, i.e. 56 represents a 56 inch post.
7. The requirement for a Play Builder installation is that the post can not be set prior to installing the decks.
8. All post lengths are identified by text showing the post lengths, i.e. 22, 30, or 37 inch post.
9. ELEVATED PLAY ACTIVITIES: Total: 0 (0 req)
 - Accessible By Transfer: 0 (0 req)
 - Accessible By Ramp: 2 (0 req)
 Ground Level Activity Type: 2 (0 req)
 Ground Level Activity Quantity: 3 (0 req)
- Scale for reference only. Use dimensions as shown.



Project:
Lakeview
Campground

Project No.
LP-847_39962589132_1
Drawn: 2009-06-01

Presented By:



Bob Charles
Virginia Playground Services
(804) 798-6842



This play equipment complies with the safety performance specifications of ASTM for children 5-12 years old. Not all equipment may be appropriate for all children. Supervision is required.



PlayPower LT Farmington, Inc.
800-325-8828 www.lcps.com

FABRIC

WOVEN SLIT FILM GEOTEXTILES

Featuring high tensile strengths and low elongations, our Geotex® woven geotextiles have a remarkable capacity for filtering soils, distributing loads, reducing rutting and extending the life of paved and unpaved roadways. Made from individual yarns woven together to provide dimensionally stable geotextiles, they are resistant to ultraviolet (UV) degradation and to biological and chemical environments normally found in soils. All of our woven geotextiles are backed by decades of in-field performance in everything from separation and filtration to erosion control and waste containment applications.



- 1007741 GEOTEX 135ST/2000 (12.5X432) 600SY/RL
- 1008421 GEOTEX 135ST/2000 (17.5X360) 700SY/RL
- 1007738 GEOTEX 200ST/2002 (12.5X432) 600SY/RL
- 1007742 GEOTEX 200ST/2002 (17.5X309) 600SY/RL
- 1008445 GEOTEX 250ST/2004 (12.5X360) 500SY/RL
- 1008446 GEOTEX 250ST/2004 (17.5X258) 501.67SY/RL
- 1007997 GEOTEX 315ST/2006 (12.5X360) 500SY/RL
- 1008066 GEOTEX 315ST/2006 (17.5X258) 501.67SY/RL

Geosynthetics

NONWOVEN GEOTEXTILES

Made from the highest quality polypropylene fibers, our Geotex® nonwoven geotextiles are needlepunched to form a strong fabric that retains its dimensional stability, adding years to the life of any roadway, railroad, landfill or civil/environmental engineering project. Used in subsurface drainage, separation, stabilization, erosion control and cushioning applications, our geotextiles are resistant to ultraviolet (UV) degradation and to biological and chemical environments normally found in soils.

Geotex® Lightweight Nonwovens

The ability of lightweight Geotex® nonwoven needle punched geotextiles to restrict soil particles but allow water to easily pass through makes them perfect for filtration and/or separation applications.

- 1009743 GEOTEX 311/4535 (12.5X360) 500SY/RL
- 1004840 GEOTEX 311/4535 (15X360) 600SY/RL
- 1009744 GEOTEX 351/4545 (12.5X360) 500SY/RL
- 1004779 GEOTEX 351/4545 (15X360) 600SY/RL
- 1008179 GEOTEX 451/4547 (12.5X360) 500SY/RL
- 1008178 GEOTEX 451/4547 (15X360) 600SY/RL

GEOTEX® NONWOVEN

Geotex® and Petrotac® are registered trademarks of Propex Inc.

SPECIFICATION- System 1

SECTION 02790

A. Product Data: Submit manufacturer's product data, including warranty, maintenance and installation instructions, ASTM F1292, F1951, and F2075 test results, IPEMA certificates of compliance, and samples.

B. Manufacturer Qualifications:

1. Member of International Play Equipment Manufacturer's Association (IPEMA).
2. Total Liability Insurance Coverage: \$11,000,000.
3. Sales Representatives certified by National Playground Safety Institute (NPSI).

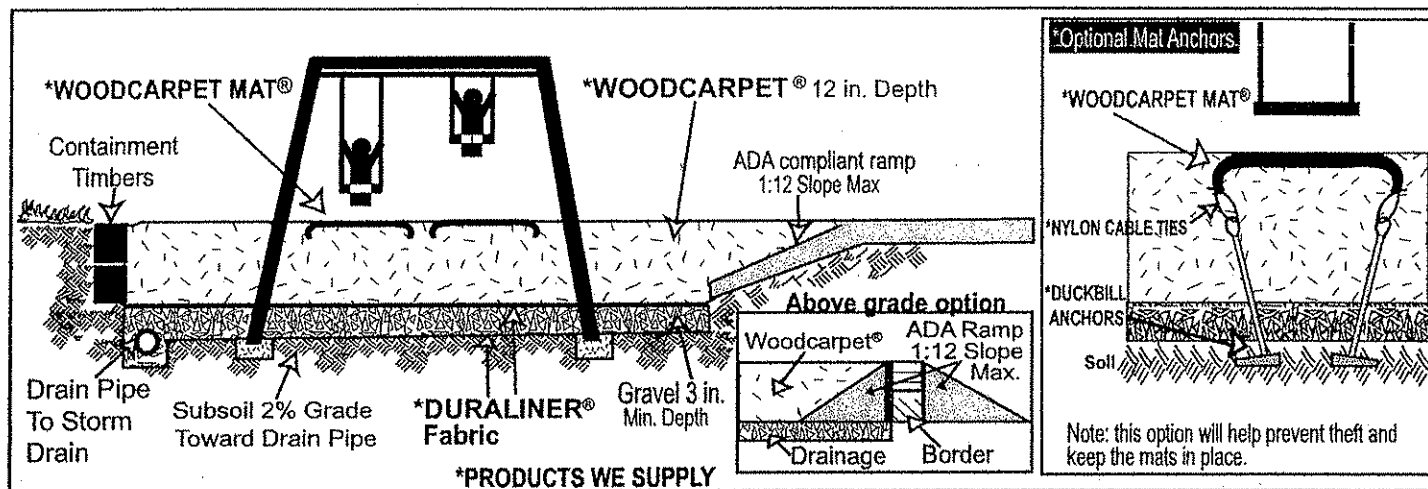
C. Warranty Covers Playground Surfacing for Following Periods:

1. Engineered Wood Fiber Playground Surfacing: 15 years
2. Playground Surfacing Wear Mat: 5 years

D. Manufacturer:

1. Zeager Bros., Inc., 4000 East Harrisburg Pike, Middletown, Pennsylvania 17057. Toll Free (800) 346-8524.
2. Zeager Hardwood Co., 340 Steele Road, Franklin, KY 42134. Toll Free (800) 296-9227.

ENGINEERED FIBER



E. Application: outdoor playground surface using drainage gravel.

F. Critical Height: 12" / 12 feet fall protection. 8" / 8 feet fall protection.

G. Installation Procedure:

1. Review project plans and verify that playground equipment use zones, clearances, and reach ranges will comply with ASTM F1487 sections 8, 9, and 10, and with CAN/CSA-Z614 sections 14 and 15.
2. Prepare the site in accordance with the project engineer's directions and project specifications. Ensure that drainage is routed away from or around the playground area to prevent sand, soil, silt, or other foreign material from contaminating the WOODCARPET®. Grade subsoil to a 2% grade toward the drain pipe. Max 7-8% with stable sub-surface.
3. Install playground equipment.
4. Place a layer of DURALINER® on top of the subsoil. Overlap seams 10 in. (25cm), or 5 in. (63cm) if a double bead of exterior grade construction adhesive is applied to the overlap. Place seams parallel to direction of slides and travel of swings when ever possible.
5. Excavate a minimum 8 in.w. x 8 in.d. (20cm x 20cm) trench along the low end of the area to a storm drain. Install drain pipe.
6. Spread drainage gravel (1 in. - 2 in. [3cm-6cm] clean gravel) to a minimum depth of 3 in. (8cm). Fill drainage trench.
7. Install timbers or an alternate containment system above or below grade. Provide for an access ramp up to play surface if above ground (max 7-8%) or down to if play surface is below grade that complies with ASTM F1487 Section 10.
8. As described in Step 4, place an additional layer of DURALINER® on top of the drainage gravel.
9. Spread WOODCARPET® to a minimum depth of 8 in. after compaction for play equipment under 4 ft. high and to a minimum depth of 12 in. after compaction for play equipment over 4 ft. high. Natural compaction (approx. 1/3) will occur in 2 - 6 weeks. WOODCARPET® must be compacted to be accessible. Mechanically compacting WOOD-CARPET® requires approximately 15% more WOODCARPET® than natural compaction. Exercise caution to prevent damaging the DURALINER® and drain materials. Do not operate equipment directly on the DURALINER®.
- *10. Install a WOODCARPET® Mat (PVC or Foam) in each kick-out area. When installing a wear mat on top of WOODCARPET®, dig a channel around the mat edge down to the base of the WOODCARPET® and slope mat edges down into the channel. If anchoring the mat, install anchors and nylon cable ties to attach the mat to the anchors. Refill the channel with WOODCARPET®. Foam mats must use anchor system with system 1. Anchoring is optional for PVC mats.
11. Inspect the playground and verify that playground equipment use zones, clearances, and reach ranges comply with ASTM F1487 sections 8, 9, and 10, and with CAN/CSA-Z614 sections 14 and 15.
12. Rake WOODCARPET® level a second time two weeks after installation is finished and as needed thereafter.

*Installation of wear mats under all swings and other high-use areas is required in the state of California.

H. Notes:

1. Inadequate drainage voids the WOODCARPET® conditional limited warranty and hastens decomposition.
2. For immediate accessibility, install WOODCARPET® in 6 in. maximum layers. Rake level, wet, and mechanically compact each layer twice with a flat surface compactor. Change direction 90 degrees on second compaction.
3. Periodic maintenance should include removing debris, raking and topping off by performing steps 9 and 11. See also WOODCARPET® maintenance recommendations.

I. Products

1. Engineered Wood Fiber Playground Surfacing: WOODCARPET®
 - a. Composition:
 - (1) Premium Woodcarpet contains 100% pre-consumer recovered wood.
 - (2) Recycled Woodcarpet may contain up to 100% post-consumer recovered wood.
 - b. Dimensions: Randomly sized wood fibers.
 - c. Sieve Analysis, ASTM F2075-04: Meets criteria.
 - d. Hazardous metal, ASTM F2075-04: Meets criteria.
 - e. Tramp metal, ASTM F2075-04: Meets criteria.
 - f. Impact, ASTM F1292-04: 8 inches meets criteria up to 8 ft. fall height and 12 inches meets criteria up to 12 ft. fall height.
 - g. Accessibility, ASTM F1951: Meets criteria.
 - h. Resistance to Flammability, 16 FR Part 1630 Standard for Surface. Flammability of Carpets and Rugs (FFI-70), Modified Procedure. Not Oven Dried: Meets Criteria.
 - i. Flammability, 16 CFR 1500.44, Federal Hazardous Substances Act Title 16, Chapter II, Subchapter C for Rigid and Pliable Solids: Did not ignite.
 - j. IPEMA Certification: 8"/8ft., 12"/12ft. Fall protection. F1292-04 Tramp metals, Sieve analysis, Heavy Metals. F2075-04

2. Fabric: DURALINER®

- a. Composition: Non-woven, needle-punched, UV-treated, polypropylene or polyester fabric.
- b. Recycled content: 0%.
- c. Size: 5 to 6 feet wide x 250 feet long.
- d. Weight, ASTM D3776: Min. 3.69 ounces per square yard.
- e. Thickness, ASTM D5199: min. 55 mils.
- f. Grab Tensile Strength, ASTM D4632: min. 90 pounds.
- g. Mullen Burst Strength, ASTM D3786: min. 132 pounds.
- h. Puncture Resistance, ASTM D4833: min. 60 pounds.
- i. Trapezoid Tearing Strength, ASTM D4533: min. 40 pounds.
- j. Permittivity, ASTM D4491: min. 1.9 sec-1.
- k. Flow Rate, ASTM D4491: min. 145 gallons per minute per sq.ft
- l. Permeability, ASTM D4491: min. 0.24 centimeters per second.

I. Products-cont.

3. Playground Surfacing Wear Mat: WOODCARPET® PVC MAT
 - a. Composition: Polyvinylchloride (PVC).
 - b. Recycled Content: 60 % Preconsumer recovered pvc.
 - c. Drain Holes: 3/8 inch diameter holes, one per 10 square inches.
 - d. Size: 42 in. x 42 in. [slide exit], 42 in. x 78 in. [swing], 78 in. x 78 in. [tire swing, vertical spinner], 78 in. x 90 in. [swing bay], 156 in. OD x 73.5 in. ID [merry go round, supernova], 67.5 in. OD [supernova].
 - e. Weight: 3.0 pounds per square foot.
 - f. Thickness: ¼ inches.
 - g. Impact, ASTM F1292: Over 11.25 inches of Woodcarpet, meets criteria up to 12 feet.
 - h. IPEMA Certification: Over 11.25 inches of Woodcarpet, rated to 12 feet.
4. Playground Surfacing Wear Mat: WOODCARPET® FOAM MAT.
 - a. Composition: Closed-cell, cross-linked, polyethylene foam.
 - b. Recycled content: 100% pre-consumer recovered foam.
 - c. Top surface: Covered with layer of heavy duty vinyl.
 - d. Drain holes: 3/8 diameter holes, one per square foot.
 - e. Size: 44 in. x 44 in. [slide exit], 44 in. x 74 in. [swing]
 - f. Finished size: 32in.x32in. [slide exit], 32inx62in. [swing]
 - g. Weight: 1" thick= 1.5 pounds per square foot.
 - h. Thickness: 1 & 2 inches. (2" to be discontinued)
 - i. Impact, ASTM F1292: 1 in. thick mat meets criteria up to 4 feet.
 - j. IPEMA Certification: 1" thick mat over 11" of Woodcarpet rated to 12ft. fall protection.

Calypso Form # 100-01

Specification for Rubber Wear Mats

Size: 40" x 40" x 1.5" thick (no open cell waffle backing) with beveled, anti stumble edges on all four sides.

Density: 53-54 PCF

Tensile Strength: > 250 (+/- 10%)

Thermal Stability: -40° F to 190° F

Flammability: ASTM D-2859: Pass

Flash Point: above 650° F

Color: Natural Black

Impact Attenuation: ASTM 1292-04, pass at 4'

BLACKTIMBERS LOOSE FILL BORDER PANELS

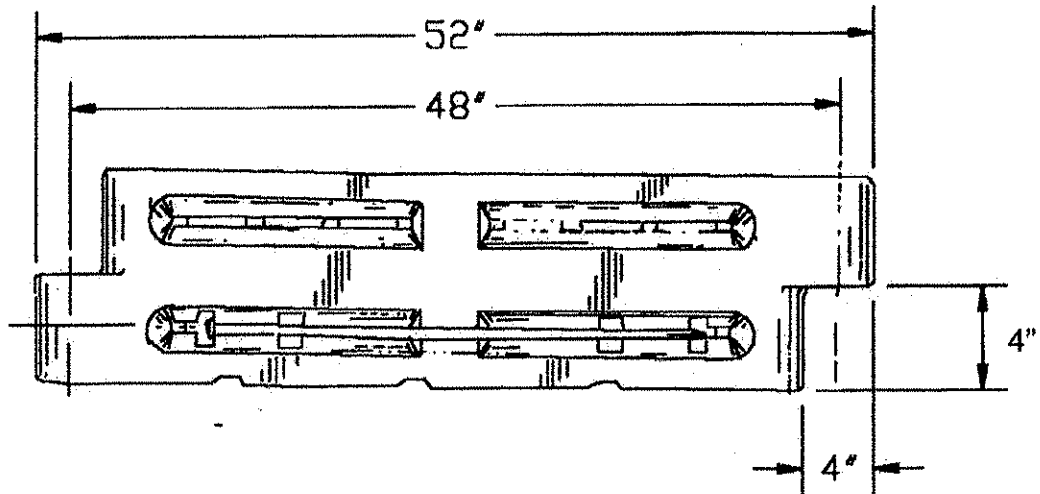
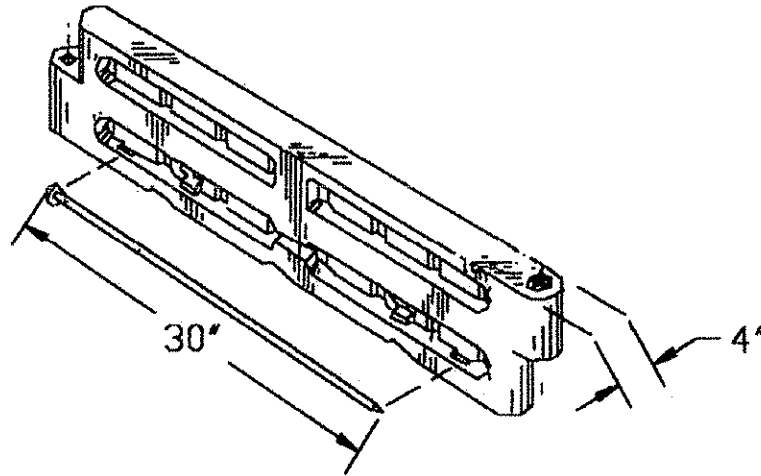
Black Timbers Loose Fill Border Panels Both 12 inch high and 8 inch high, all shall have the factory mark applied to identify the source of the product. Black borders shall be rotationally molded from 100 percent pre-consumer recycled polyethylene with ultraviolet (UV) light stabilizers and color molded in. Borders shall have three through holes for anchor stakes molded into the part. The holes for the anchor stakes shall have a recess 16 mm (.614") deep to allow for the head of the stake to be below the top surface. Overall size of the loose fill border panel shall be 127 mm (5") wide x 1963 mm (77.30") long x 304 mm (12") high and 127 mm (5") wide x 741 mm (29.2") long x 304 mm (12") high. Borders shall have a 13 mm (.5") radius on all outer edges and shall assemble in 1.8 m (6') and 610 mm (2') increments. Anchor stakes shall be 19 mm (.75") in diameter x 762 mm (30") long and shall have a ring shank to aid in keeping the stake from backing out. Anchor stakes shall have a rounded head and a semi-core point and shall be hot dip galvanized after fabrication. Borders shall be black in color and may have a certain amount of color variation due to the blending of the pre-consumer recycled resin.

ADA Ramp for Black Timbers Loose Fill Border Panels shall have the factory trademark applied to identify the source of the product. ADA Ramp for Kid Timbers shall be rotationally molded from linear low density polyethylene. Steel run-out is fabricated from 11 gauge hot-rolled sheet steel, and shall be dipped in a textured poly-vinyl-chloride coating then oven cured to a durable finish. Assembly hardware is stainless steel. Size may be 12 inch high or 8 inch high.

To: Steve Mull Childforms
Sent by the Award Winning Cheyenne Bitware

From: James E. Dail 336/998-6362

07/23/01 15:40:42 Page 1 of 1



WARNING:

Do not install any playground equipment over paved surfaces such as concrete or asphalt. The complete area, including the space under and around all playground equipment, must be covered with an impact-absorbing material.

childforms
110 Charleston Dr.
Suite 106
Mooresville, NC 28117

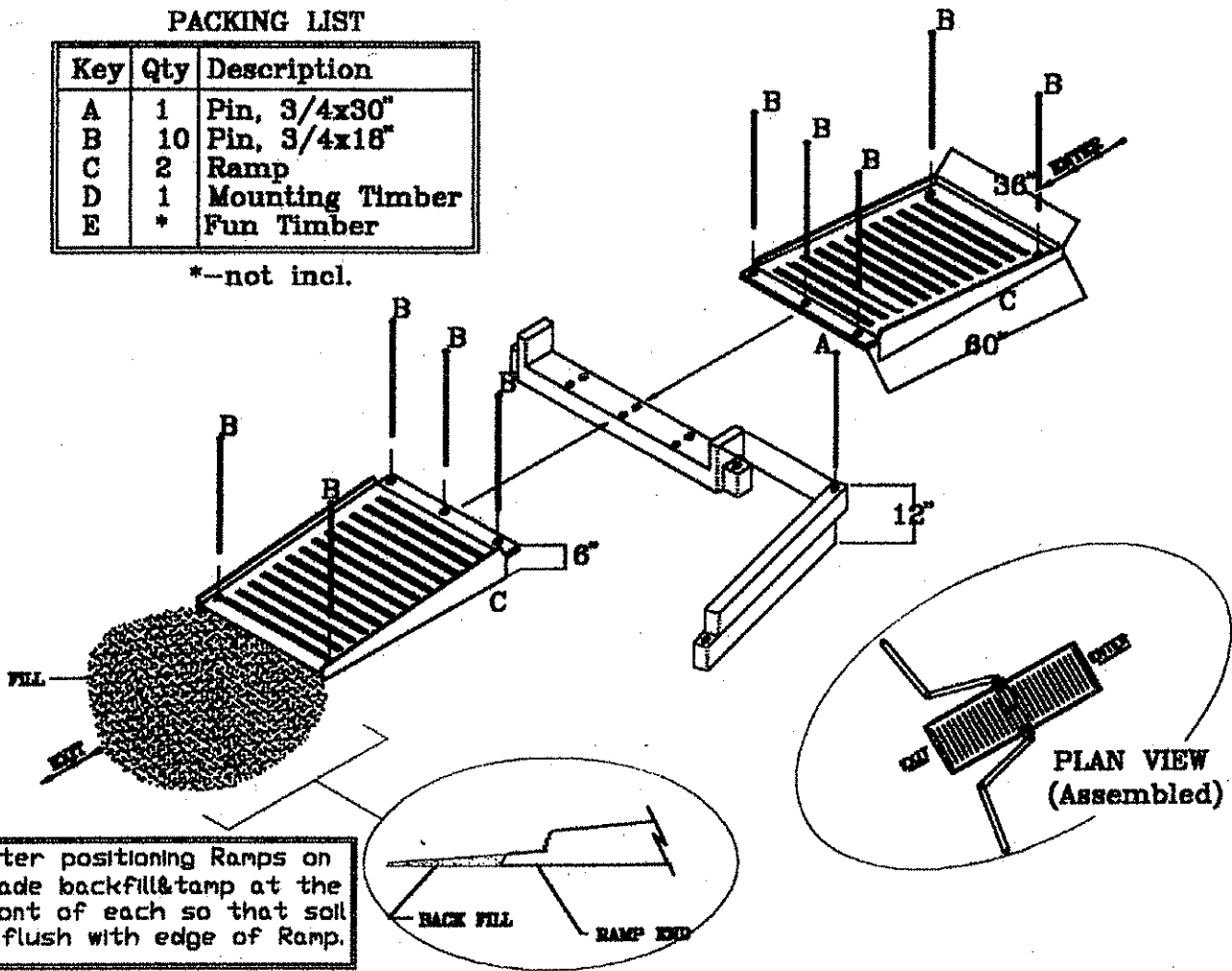
Tel: 800-447-3349
Fax: 704-664-1409
Email: info@childforms.com
Website: www.childforms.com

INSTALLATION SPECIFICATIONS for RAMPS

PACKING LIST

Key	Qty	Description
A	1	Pin, 3/4x30"
B	10	Pin, 3/4x18"
C	2	Ramp
D	1	Mounting Timber
E	*	Fun Timber

*--not incl.



After positioning Ramps on grade backfill&tamp at the front of each so that soil is flush with edge of Ramp.

WARNING!!

Do not install any playground equipment over paved surfaces such as concrete or asphalt. The complete area, including the space under and around all playground equipment, must be covered with an impact-absorbing material.

childforms
110 Charleston Dr.
Suite 106
Mooreville, NC 28117

Tel: 800-447-3349
Fax: 704-664-1409
Email: info@childforms.com
Website: www.childforms.com

LTC. Little Tikes Commercial.Product Warranty Statement.

Full One-Year Warranty

PlayPower LT Farmington, Inc., (PPLT) warrants that if any product components fail due to defects in materials or workmanship, within one year from date of delivery, PPLT will repair or replace such defective components by providing free of charge replacement part(s) to the site. PPLT will not be responsible for the cost of labor for the removal of nor the cost of labor for the installation of repaired or replacement part(s). In addition, the following limited warranties apply from date of delivery for the following PPLT products and components:

Limited 100-Year Warranty

On all KidBuilders^a aluminum posts and steel clamps, under normal use and proper maintenance, against structural failure due to corrosion or deterioration from exposure to weather caused by defects in materials and workmanship.

Limited 100-Year Warranty

On KidBuilders^a, SkyBuilders^a, PlayBuilders^a and MaxPlay^a steel posts and stainless steel hardware, under normal use and proper maintenance, against structural failure due to corrosion or deterioration from exposure to weather caused by defects in materials and workmanship.

Limited 50-Year Warranty

On the performance of Landsoft^a Rubber Mulch safety surfacing.

Limited 15-Year Warranty

On KidBuilders^a, SkyBuilders^a, PlayBuilders^a and MaxPlay^a main structures under normal use and proper maintenance against structural failure due to corrosion or deterioration from exposure to weather caused by defects in materials and workmanship. This warranty includes only the vinyl clad decks, rails, loops and rungs that comprise the main structure.

Limited 15-Year Warranty

On all KidBuilders^a, SkyBuilders^a, PlayBuilders^a and MaxPlay^a polyethylene slides, enclosures, and plastic components under normal use and proper maintenance against structural failure caused by defects in materials and workmanship.

Limited 10-Year Warranty

On all ShadeBuilders^a steel frames under normal use and proper maintenance against failure due to corrosion, deterioration or faulty workmanship.

Limited 10-Year Warranty

On Landsoft^a Rubber Mulch color steadfastness.

Limited 8-Year Warranty

On the performance and appearance of Landsoft^a Synthetic Turf safety surfacing. Please contact your local representative for more information.

Limited 5-Year Warranty

On all ShadeBuilders^a fabric due to rot, UV deterioration (shades of red are limited to 3 years) or defective workmanship.

Limited 3-Year Warranty

On all Playground Sculptures and PlayCenter polyethylene slides, enclosures, main structure, decks, and plastic components against failure caused by defects in materials and workmanship.

Limited 3-Year Warranty

On KidTiles^a, KidTimbers^a, Border Panels, RockTimbers^a and all KidRiders^a products (excluding spring assemblies) against structural failure due to defects in materials and workmanship.

PLEASE NOTE. The above mentioned warranties do not include any cosmetic issues, e.g., scratches, dents, marring, fading of colors and discoloration of wood due to weathering, and are valid only if the products are installed in conformity with the layout plan and/or installation instructions furnished by PPLT; have been maintained and inspected in accordance with PPLT's instructions; have not been subjected to misuse, negligence or accident; have not been subjected to addition or substitution of parts; and have not been modified, altered or repaired by persons other than PPLT or PPLT's designees. Labor and damage resulting from vandalism, abnormal use, incorrect installation, or lack of maintenance are not covered by this warranty. Except as specifically stated herein, all warranties, express or implied, including but not limited to any implied warranty of MERCHANTABILITY or fitness for a particular purpose are hereby EXCLUDED. This warranty excludes any liability other than expressly stated including but not limited to any incidental or consequential damages.

Additional PPLT Policies

For information on warranty claim procedures, contact the nearest PPLT location (see back cover) or write to: Play Power LT Farmington, Inc., P.O. Box 897, Farmington, Missouri 63640.

Pricing

Prices are subject to change without notice. All orders are subject to approval by Play Power LT Farmington, Inc.'s, general office. Prices are F.O.B. Farmington, Missouri, (excluding Canada - F.O.B. Kitchener, Ontario) and do not include freight.

Specifications

Product specifications in this catalog were correct at the time of publication. However, Play Power LT Farmington, Inc., has a history and policy of continuous product development and improvement and therefore reserves the right to improve, alter or discontinue specifications without notice.

Loss or Damage on Transit

A signed bill of lading is our receipt from a carrier that our shipment to you was complete and in good condition. Before you sign, please check this bill of lading carefully when the shipment reaches you to make sure there are no damages or shortages. Once the shipment leaves our plant, we are no longer responsible for any damage, loss or shortage.

Cancellations and Returns

Cancellations will be accepted upon written notification at our offices. Returns will be accepted only when freight charges are prepaid and we have expressly authorized the return. Parts not included are custom parts, as well as used or damaged parts. There will be a restocking fee for all returned orders and on cancelled orders.

Replacement Parts

For park and playground replacement parts, contact the nearest PPLT location (See current catalogue and see back cover).

3.5" O.D.

LTC.PLAY BUILDERS™ SPECIFICATIONS for Little Tikes. Va Playgrounds Services .

Plastic Caps shall fit snugly into 89 mm (3.5"), 33 mm (1.315"), and 25 mm (1") diameter pipe ends. Plastic caps for 89 mm (3.5") shall be blow molded low density polyethylene. Plastic caps for 33 mm (1.315") and 25 mm (1") shall be injection molded low density polyethylene. This plastic shall be stabilized against ultraviolet (U.V.) degradation and shall have color molded in. All caps shall be pre-installed at the factory.

Brackets shall be fabricated from punched and formed 4.5 mm pre-galvanized sheet steel.

Gaskets shall be rubber injection molded from ultraviolet (U.V.) protected synthetic rubber. Rubber gaskets shall provide an aesthetic seal around the wonder fastener and bracket.

Polyester Dry Powder Coating shall be electrostatically applied can cured at temperatures between 400° Fahrenheit (204° Celsius) and 500° Fahrenheit (260° Celsius). The polyester powder shall comply with ASTM standards: D-522 (Flexibility Mandrel Test), D-2794 (Impact Resistance Test), B-117 (Salt Spray Resistance Test), D-2247 (Humidity Resistance Test), D-822 (Weatherability Test), D-3363 (Pencil Hardness Test), D-2454 (Overbake Resistance Test) and D-3359B (Adhesion Crosshatching Test). Epoxy or Hybrid paints are not acceptable due to poor weatherability characteristics. The components shall be cleaned in a six bath system which shall include a rust-inhibitive iron phosphate wash prior to painting.

Rotationally Molded Plastic Parts shall be molded from linear low density polyethylene with ultraviolet (UV) light stabilizers, anti-static guard and color molded in. This material shall comply with ASTM-D-790 (Flex Modulus), ASTM -D-638 (Tensile Strength), ASTM-D-648 (Heat Distortion Temperature) and ARM-STD (Low Temperature Impact).

Hardware: Bolts, Nuts, Screws, Threaded Spacers, Washers and Other Hardware used in the assembly of components shall be Stainless Steel and be tamper resistant. All necessary hardware shall be provided.

Textured Poly-Vinyl-Chloride coating shall be an average of 3 mm (.125") thick. Poly-vinyl-chloride coating shall be oven cured and textured for added traction when wet or dry.

Steel Posts shall be 89 mm (3.5") O.D. or (5 ") O.D, 11 gauge pre-galvanized round tubing, or aluminum round tubing when specified. Minimum tensile strength shall be 380MPa (55,000 psi). Minimum yield point shall be 345MPa (50,000 psi). Plastic caps shall be positioned in the top of each post. Posts shall have a baked-on electrostatically applied polyester dry powder coating. Post uprights may be aluminum round tubing when specified.

Square Vinyl Clad Metal Decks shall cover a minimum of 1.03 square meters (1,596 square inches) of top surface area. Metal decks shall be fabricated from punched and formed 11 gauge hot rolled sheet steel. This assembly shall be dipped in a textured poly-vinyl-chloride coating.

Vinyl Clad Half Deck shall cover a minimum of .52 square meters (798 square inches) of top surface area. Metal decks shall be fabricated from punched and formed 11 gauge hot rolled sheet steel. This assembly shall be dipped in a textured poly-vinyl-chloride coating.

Vinyl Clad Triangle Deck shall cover a minimum of .45 square meters (680 square inches) of top surface area. Metal decks shall be fabricated from punched and formed 11 gauge hot rolled sheet steel. This assembly shall be dipped in a textured poly-vinyl-chloride coating.

1.2m (48") and 915 mm (36") Transfer Station shall consist of two triangular decks, a three step assembly for the 1.2 m (48") and two step assembly for the 915 mm (36") and handrails. Each triangular deck shall be fabricated from 11 gauge sheet steel, covering .37 square meters (575 square inches) and have three 25 x 152 mm (1" x 6") hand slots incorporated into the deck surface for aid in user transition. The step assemblies provide access from the transfer decks to a 1.2 m (48") deck height or 915 mm (36") deck height. Each step shall have a tread depth of 406 mm (16") and a tread width of 953 mm (37.5"), with each rise 203 mm (8") or less. Each step assembly shall have an all welded construction from 11 gauge sheet steel. Each step assembly and Transfer Deck shall be dipped in a textured poly-vinyl-chloride coating. Transfer Station handrails shall be fabricated from 33 mm (1.315") O.D., pre-galvanized, 14 gauge tubing. Transfer Station loops shall be fabricated from 42.2 mm (1.66") O.D., pre-galvanized, 11 gauge tubing. All welded handrail assemblies shall have a baked-on electrostatically applied polyester dry powder coating.

Colored Kick Plates and Deck to Deck Activity Plates shall be fabricated from 13 gauge (2.3 mm) pre-galvanized sheet steel. After fabrication, deck to deck plates shall have a baked-on electrostatically applied polyester dry powder coating. 8", 12" and 16" plates shall have fun faces laser cut into them. 24", 28" and 32" plates shall have grooves cut into them with optional slider "Parachute/shapes" fabricated from CNC Routed high density polyethylene sheet

3.7m (12') Vinyl Clad Metal Ramps shall be a minimum of 915 mm (36") wide. Metal ramps shall be fabricated from punched sheet steel with 76 mm (3") formed sides. Ramp assembly shall be dipped in textured poly-vinyl-chloride.

Ramp Double Rails shall be fabricated from 42.2 mm (1.66") O.D. pre-galvanized steel tubing. Rails shall have a baked-on electrostatically applied polyester dry powder coating.

Ramp Safety Rails shall be fabricated from 33 mm (1.315") pre-galvanized steel tubing. Safety rails shall provide an enclosure and shall have no gaps greater than 76 mm (3") and less than 254 mm (10"), especially between vertical rungs and posts. The vertical rungs of safety rails shall be flattened prior to welding to the horizontal top and bottom bar and shall be welded continuously around the entire perimeter. Safety rails shall have a baked-on electrostatically applied polyester dry powder coating.

Ramp Guard Rails shall be fabricated from 33 mm (1.315") pre-galvanized steel tubing. Guard rails shall have a baked-on electrostatically applied polyester dry powder coating.

1.2 m (4') and 2.4m (8') Arch Bridge shall be a minimum of 915 mm (36") wide. Arch Bridge shall be fabricated from precision punched 13 gauge steel with 76 mm (3") formed sides. Bridge assemblies shall be dipped in a textured poly-vinyl-chloride coating.

Arch Bridge Safety Rails vertical rungs shall be fabricated from 25 mm (1") pre-galvanized steel tubing. The horizontal rails shall be fabricated from 33 mm (1.315") pre-galvanized steel tubing. Safety rails shall provide an enclosure, and shall have no gaps greater than 80 mm (3.15") and less than 254 mm (10"), especially between vertical rungs and posts. Safety rails shall have a baked-on electrostatically applied polyester dry powder coating.

Arch Bridge Guard Rails shall be fabricated from 33 mm (1.315") pre-galvanized steel tubing. Guard rails shall have a baked-on electrostatically applied polyester dry powder coating.

Cat Walk shall be fabricated from 3 mm (11 gauge sheet steel with 3 mm (11 gauge) steel sides and end supports. Cat Walk shall be dipped in a textured poly-vinyl-chloride and oven cured to a durable finish. Cat Walk shall have a dual rail side enclosure. Top and bottom rails shall be fabricated from 33.4 mm (1.315") O.D. pre-galvanized steel tubing with vertical rails welded to the top and bottom rail. Vertical rails shall be fabricated from 25 mm (1") O.D. pre-galvanized steel tubing. After assembly side enclosures and end sections shall have a baked-on electrostatically applied polyester dry powder coating.

2.4 m (8') and 3.7 m (12') Vinyl Clad Clatter (Suspension) Bridge (U.S. Patent #5,118,099) planks shall be pre-assembled at factory for ease of installation. Clatter bridge planks shall be fabricated from one piece of 11 gauge punched and formed hot rolled sheet steel. The clatter bridge plank shall be dipped in textured poly-vinyl-chloride and oven-cured. Assembly of planks shall be such that no open gaps occur between planks. Plank to plank joints shall be pinch proof to the user. No cables or chains shall be used in the assembly of the planks. Clatter bridges shall have a dual rail side enclosure fabricated from 33 mm (1.315") pre-galvanized steel tubing, curved to match the curve of the bridge, to provide user stability at a consistent height along the bridge and shall have a baked-on electrostatically applied polyester dry powder coating.

Burmese Bridge shall be designed to work between posts on 3.7 m (12') centers. The chains shall be pre-galvanized and the vertical chains shall be PVC coated and oven cured to a durable finish. Handrails shall be fabricated from 42.2 mm (1.66") pre-galvanized steel tubing and shall have a baked-on electrostatically applied polyester dry powder coating.

Vinyl Clad Stairs and Step Ladders shall be a one piece all welded assembly coated with a textured poly-vinyl-chloride coating. The stair/step assembly shall be fabricated from punched 13 gauge hot rolled sheet steel. The stair/step assembly shall attach to the deck edge with stainless steel hardware and shall be supported by 33 mm (1.315") O.D. x 13 gauge pre-galvanized posts at the bottom riser. Handrails and deck enclosure frame shall be fabricated from 33 mm (1.315") x 11 gauge pre-galvanized steel tubing. Vertical rungs within handrails and deck enclosures shall be fabricated from a minimum of 25 mm (1") O.D. x 14 gauge pre-galvanized steel tubing. Handrails and enclosures shall have a baked-on electrostatically applied polyester dry powder coating.

Rung Ladder shall be designed to incorporate a one-piece, welded construction to aid installation. Rung ladder side rails shall consist of 33 mm (1.315") O.D. pre-galvanized steel tubing. Rungs shall be fabricated for 25 mm (1") O.D. pre-galvanized steel tubing. Brackets shall be fabricated from 7 gauge pre-galvanized steel. Rung ladder shall have a baked-on electrostatically applied polyester dry powder coating. Available with hand loops or safety loops.

Ladder Panel shall be fabricated from 11 gauge sheet steel. Foot openings shall be 76 mm (3") high x 429 mm (16.875") wide and evenly spaced. Treads shall be 32 mm (1.25") deep. The complete ladder assembly shall be dipped in a textured poly-vinyl-chloride coating. Available with hand hold loops or safety loops.

Cliff Climb shall be rotationally molded from linear low density polyethylene. The Cliff Climb shall have the appearance of a rock face with foot and hand holds molded in for scaling. The rear of the Cliff Climb shall house a mirror fabricated from Type 430, 16 gauge, No 2 bright annealed stainless steel.

Pommel Climber shall be fabricated from 33 mm (1.315") x 14 gauge pre-galvanized steel tubing. Brackets shall be fabricated from 4.554 mm (.179") mild steel. Pommels shall be fabricated from E.P.D.M. 50 duro black rubber with a steel insert molded inside, rendering them slash proof. After fabrication all galvanized steel parts shall have a baked-on electrostatically applied polyester dry powder coating.

Arched Chain Climbers shall be designed to incorporate a one-piece, all welded frame. The side rails shall be arched and have a center to center spacing of 722 mm (28.437"). The side rails shall be fabricated from 42.2 mm (1.66") O.D. pre-galvanized steel tubing. Chain shall be 4/0 steel with a textured poly-vinyl-chloride coating, oven cured to a durable finish.

After fabrication all parts except for the chain shall have a baked-on electrostatically applied polyester dry powder coating. Available with hand hold loops or safety loops.

Chain Net Climber chain shall be 4/0 steel with a textured poly-vinyl-chloride coating. Available with hand loops or safety loops.

Inverted Arch Climber shall be designed to incorporate a one-piece, all welded construction with rungs welded to siderails. The siderails shall be fabricated from 42.2 mm (1.66") O.D. pre-galvanized steel tubing, be arched and have a center to center spacing of 722 mm (28.437"). The rungs shall be fabricated from 33 mm (1.315") O.D. pre-galvanized steel tubing and shall have a "U" shape design. After fabrication all parts shall have a baked-on electrostatically applied polyester dry powder coating. Available with hand hold loops or safety loops.

Arch Climber shall be designed to incorporate a one-piece, all-welded construction with rungs evenly spaced, center to center and welded to siderails. The siderails shall have a center spacing of 711 mm (28"). The siderails shall be fabricated from 42.2 mm (1.66") O.D. pre-galvanized steel tubing. The rungs shall be fabricated from 33 mm (1.315") O.D. pre-galvanized steel tubing. After fabrication all parts shall have a baked-on electrostatically applied polyester dry powder coating. Available with hand hold loops or safety loops.

Curly Climbers shall be of a design which will not allow children to climb into the interior of the coil. Curly Climber coils shall be fabricated from 33 mm (1.315") O.D. pre-galvanized steel tubing. The center support post shall be fabricated out of 42.2 mm (1.66") O.D. pre-galvanized steel tubing. Enclosure shall be fabricated from 33 mm (1.315") O.D. pre-galvanized steel tubing. Curly Climbers shall be an all welded construction and shall have a baked-on electrostatically applied polyester dry powder coating.

Snake Pole shall be fabricated from 33 mm (1.315") O.D. pre-galvanized steel tubing. The center support post shall be fabricated out of 42.2 mm (1.66") O.D. pre-galvanized steel tubing. The snake pole shall be an all welded construction. Enclosure shall be fabricated from 33 mm (1.315") O.D. pre-galvanized steel tubing. After fabrication all parts shall have a baked-on electrostatically applied polyester dry powder coating.

Loop Climber shall be fabricated from 33 mm (1.315") O.D. pre-galvanized steel tubing. The center support posts shall be fabricated out of 42.2 mm (1.66") O.D. pre-galvanized steel tubing. The loop climber shall be an all welded construction. Enclosure shall be fabricated from 33 mm (1.315") O.D. pre-galvanized steel tubing. After fabrication all parts shall have a baked-on electrostatically applied polyester dry powder coating.

Side Step Climber shall be fabricated from 33 mm (1.315") O.D. pre-galvanized steel tubing. The Side Step Climber shall be an all welded construction. Enclosures shall be fabricated from 33 mm (1.315") O.D. pre-galvanized steel tubing. After fabrication all parts shall have a baked-on electrostatically applied polyester dry powder coating.

Climbing Net shall be fabricated from rope consisting of six urethane coated nylon wrapped steel cables twisted around a nylon core. Each perpendicular joint shall be rigidly secured. Climbing Net shall be secured with a stainless steel eyenut to the deck edge and a stainless steel cleavis at the bottom. Available with hand hold loops or safety loops.

Circle Overhead shall have teardrop shaped hand rungs welded to a single circular monorail. The Circle Overhead shall be designed with a 270 degree arc to return to the take off platform. The center beam and support legs shall be fabricated from 48.3 mm (1.9") O.D. pre-galvanized steel tubing. The teardrop shaped rungs shall be fabricated from 33 mm (1.315") O.D. pre-galvanized steel tubing. The Circular Overhead shall have a baked-on electrostatically applied polyester dry powder coating.

"S" Overheads Right and Left shall have teardrop shaped hand rungs welded to a single arc monorail. The "S" Overhead Right shall be designed with a right arc from the take off platform, midway the arc turns left. The "S" Overhead Left shall be designed with a left arc from the take off platform, midway the arc turn right. The center beam and support legs shall be fabricated from 48.3 mm (1.9") O.D. pre-galvanized steel tubing. The teardrop shaped rungs shall be fabricated from 33 mm (1.315") O.D. pre-galvanized steel tubing. The "S" Overheads shall have a baked-on electrostatically applied polyester dry powder coating.

"Z" Overheads Right and Left shall have teardrop shaped hand rungs welded to a single arc monorail. The "Z" Overhead Right shall be designed with a 90° right turn from the take off platform, midway the arc turns 90° left to a second platform. The "Z" Overhead Left shall be designed with a 90° left turn from the take off platform, midway the arc turns 90° right to a second platform. The center beam and support legs shall be fabricated from 48.3 mm (1.9") O.D. pre-galvanized steel tubing. The teardrop shaped rungs shall be fabricated from 33 mm (1.315") O.D. pre-galvanized steel tubing. The "Z" Overheads shall have a baked-on electrostatically applied polyester dry powder coating.

"C" Overhead shall have teardrop shaped hand rungs welded to a single arc monorail. The "C" Overhead shall be designed with a 90° turn from the take off platform, midway the arc turns an additional 90° to a second platform. The center beam and support legs shall be fabricated from 48.3 mm (1.9") O.D. pre-galvanized steel tubing. The teardrop shaped rungs shall be fabricated from 33 mm (1.315") O.D. pre-galvanized steel tubing. The "C" Overheads shall have a baked-on electrostatically applied polyester dry powder coating.

360 Degree Overhead shall consist of a continuous hand grasping component fabricated from 33 mm (1.315") O.D. pre-galvanized steel tubing suspended from a second circular support component fabricated from 48.3 mm (1.9") O.D. pre-galvanized steel tubing. The system shall consist of a center support and perimeter support legs, which shall be fabricated from 48.3 mm (1.9") O.D. pre-galvanized steel tubing. 360 Degree Overheads shall have a baked-on electrostatically applied polyester dry powder coating. Advanced 360 Degree Overhead systems can be used in conjunction with Circle, "S", "C" and "Z" overhead components.

Challenge Ladder shall be designed to incorporate a one-piece, welded construction to ease installation. The challenge ladder shall be designed to work between posts on 3.7 m (12') and 2.44 m (8') centers for the length. The challenge ladder rungs shall be fabricated from 33 mm (1.315") O.D. pre-galvanized steel tubing. The side rails shall be fabricated from 60 mm (2.375") O.D. pre-galvanized steel tubing. After fabrication all parts shall have a baked-on electrostatically applied polyester dry powder coating.

Wavy Challenge Ladder shall have rungs welded to siderails. The wavy challenge ladder shall be designed to work between posts on 2.44 m (8') centers for the length. The side rails shall be fabricated from 60 mm (2.375") O.D. pre-galvanized steel tubing. The rungs shall be fabricated from 33 mm (1.315") O.D. pre-galvanized steel tubing. The wavy challenge ladder shall have a baked-on electrostatically applied polyester dry powder coating.

Bowed Challenge Ladder shall have rungs welded to siderails. The bowed challenge ladder shall be designed to work between posts on 2.44 m (8') and 3.7 m (12') centers for the length. The side rails shall be fabricated from 60 mm (2.375") O.D. pre-galvanized steel tubing. The rungs shall be fabricated from 33 mm (1.315") O.D. pre-galvanized steel tubing. The bowed challenge ladder shall have a baked-on electrostatically applied polyester dry powder coating.

Trapeze Challenge Ladder rungs shall be fabricated from 25 mm (1") O.D. pre-galvanized steel tube and shall be mounted to the main side rails via stainless steel spherical bearings. The side rails shall be fabricated from 60 mm (2.375") O.D. pre-galvanized steel tubing. The trapeze challenge ladder shall be designed to work between posts on 3.7 m (12') centers for the length. The trapeze challenge ladder shall have a baked-on electrostatically applied polyester dry powder coating.

Ring Challenge shall consist of a 60 mm (2.375") O.D. pre-galvanized steel beam and shall have ring coils fabricated from 33 mm (1.315") O.D. pre-galvanized steel tubing. Ring challenge shall be an all welded construction and shall have a baked-on electrostatically applied polyester dry powder coating.

Floating Stones shall have a main support beam fabricated from 73 mm (2.875") O.D. 6 gauge pre-galvanized steel tubing. Hanging Supports for the floating stones shall be 33 mm (1.315") O.D. pre-galvanized steel tubing and shall be tethered to a steel footing rail with 4/0 galvanized chain. Floating stones shall be rotationally molded linear low density polyethylene.

Stepping Stones shall be rotationally molded linear low density polyethylene mounted on 60mm (2.375") O.D. pre-galvanized support posts.

Track Ride shall be designed to incorporate a one-piece aluminum (6061-T6 alloy) extruded beam to ease installation and reduce maintenance. The beam shall be designed to work between 3.7 m (12') post centers. Rubber stops shall be provided at each end of the track. Track ride cross beams shall be fabricated from 60 mm (2.375") O.D. pre-galvanized steel tubing. The roller assembly shall consist of four load supporting wheels with sealed ball bearings and two lateral supporting wheels to insure that the roller assembly does not rub the sides of the beam. Track ride handle shall be fabricated from 25 mm (1") O.D. pre-galvanized steel tubing. After fabrication, the steel components shall have a baked-on electrostatically applied polyester dry powder coating.

Ring Trek shall consist of a 60 mm (2.375") O.D. pre-galvanized steel beam and shall have steel ring hangers welded in place to ease installation and reduce maintenance. Oil impregnated bronze bushings shall be **Caps** shall fit snugly into 33 mm (1.315") diameter, and 25 mm (1") square pipe ends and shall be injection molded high density polyethylene. This plastic shall be stabilized against pressed into ring hangers, after they have a baked-on electrostatically applied polyester dry powder coating. Ring trek handles shall be cast in Tenzaloy, a high strength, self-aging aluminum alloy of the aluminum-zinc-magnesium type. This alloy shall comply to ASTM standards B179-73, B26-72, B108-73, and Federal Specifications: QQ-A-371f, QQ-A-601d, and QQ-A-596e.

Parallel Bars do not need additional posts for installation. Parallel bars shall be fabricated from 60 mm (2.375") O.D. pre-galvanized steel tubing and have a finished length of 3.0 m (10'). After fabrication all parts shall have a baked-on electrostatically applied polyester dry powder coating.

Stainless Steel Double Wide Slide shall be 755 mm (29.7") wide single piece 16 gauge 304 stainless steel. 11 gauge steel brackets shall reinforce the entrance and exit of the slide. Side rails shall be 32 mm (1.25") wide x 105 mm (4.125") high "D" style aluminum, closed by cast aluminum end caps permanently riveted in place. Single rail shall be fabricated from 33 mm (1.315") O.D. galvanized tubing. Slide end support shall be fabricated from 38 mm (1.5") square tubing. All steel tubing shall have a baked-on electrostatically applied polyester dry powder coating.

Wave Slides with Hood enclosure shall be rotationally molded from linear low density polyethylene. Top of the slide hood shall be at least 925 mm (38") above the deck surface. The connection between the slide and the slide hood shall prohibit string entanglement. Plastic slide side rails shall be a minimum of 203 mm (8") high from the slide surface and slide bedway shall be designed with a 406 mm (16") minimum width. Plastic slides shall have the manufacturer's trademark applied to identify the source of the product. Slide bed shall be one-piece with no seams or joints. Slide end support shall be fabricated from 38 mm (1.5") square tubing and shall have a baked-on electrostatically applied polyester dry powder coating. Mid support shall be fabricated from 42.2 mm (1.66") O.D. tubing and shall have a baked-on electrostatically applied polyester dry powder coating.

610 mm (24") Wave Slides with Hood enclosure shall be rotationally molded from linear low density polyethylene. Top of the slide hood shall be at least 925 mm (38") above the deck surface. The connection between the slide and the slide hood are shipped pre-assembled and shall prohibit string entanglement. Plastic slide rails shall be a minimum of 203 mm (8") high from the slide surface. Slide bedway shall be designed with a 406 mm (16") minimum width. Slide bed shall be one-piece with no seams or joints.

Double Wide Slides shall be rotationally molded from linear low density polyethylene. Plastic double wide slide sides shall be 203 mm (8") high from the slide surface and slide bedway shall be designed with a 406 mm (16") minimum width. Double wide slide shall be a one-piece design with a center divider having no seams, joints or gaps. Plastic slides shall have the manufacturer's trademark applied to identify the source of the product. Slide end support shall be fabricated from 38 mm (1.5") square tubing and shall have a baked-on electrostatically applied polyester dry powder coating. Mid support shall be fabricated from 42.2 mm (1.66") O.D. tubing and shall have a baked-on electrostatically applied polyester dry powder coating. A single rail sit down bar shall be fabricated from 33 mm (1.315") O.D. pre-galvanized steel tubing. All steel tubing shall have a baked-on electrostatically applied polyester dry powder coating.

360° Spiral Slide (U.S. Patent #D335,517) with Hood shall be two piece with a seamless bedway, rotationally molded from linear low density polyethylene. Slide side rails shall be a minimum of 355 mm (14") high from the slide surface. Center post shall be 89 mm (3.5") pre-galvanized tubing. Slide bed and enclosure shall conform to United States CPSC guidelines for spiral slides. Spiral slide shall provide a full 360° of rotation. Slide transition decks shall be fabricated from punched sheet steel and shall cover a minimum of 0.7 square meters (1,080 square inches) of top surface. This assembly shall be dipped in textured poly-vinyl-chloride. Slide enclosures shall be fabricated from 33 mm (1.315") O.D. pre-galvanized steel tubing and shall have a baked-on electrostatically applied polyester dry powder coating. Slide enclosures shall have no gaps greater than 76 mm (3") and less than 254 mm (10"), especially between vertical rungs and posts.

Elbow Slides shall be one-piece, rotationally molded from linear low density polyethylene. Slide side rails shall be a minimum of 229 mm (9") high from the slide surface. Slide enclosure shall be fabricated from 33 mm (1.315") O.D. tubing. Slide end support shall be fabricated from 38 mm (1.5") square tubing. All steel tubing shall have a baked-on electrostatically applied polyester dry powder coating.

Half Pipe Sectional Slides with Hoods shall be comprised of section, rotationally molded from linear low density polyethylene. The slide enclosures shall also be rotationally molded from linear low density polyethylene. The end support and mid supports shall be fabricated from 48.3 mm (1.9") O.D. pre-galvanized tubing, 2.3 mm (13 gauge and 3 mm (11 gauge) pre-galvanized sheet steel. The supports shall have a baked-on electrostatically applied polyester dry powder coating.

Tunnel Slides shall be configured to approximately a 762 mm (30") internal diameter cross section. Tunnel panels shall have the manufacturer's trademark applied to identify the source of the product. Tunnel slides shall be assembled using an overlap joint on section connection and shall not have any internal hardware. Tunnels, elbows and panels shall be rotationally molded from linear low density polyethylene. Tunnel slide end supports shall be fabricated from 38 mm (1.5") square, pre-galvanized steel tubing and mid supports shall be fabricated from 42.2 mm (1.66") O.D. pre-galvanized steel tubing. Both supports shall have a baked-on electrostatically applied polyester dry powder coating.

Bannister Rails shall be fabricated from 60 mm (2.375") O.D. pre-galvanized steel tube. All components shall have a baked-on electrostatically applied polyester dry powder coating.

Sliding Poles shall be fabricated from 42.2 mm (1.66") O.D. pre-galvanized steel pipe. After fabrication all components shall have a baked-on electrostatically applied polyester dry powder coating. The top support brace shall be fabricated from 33 mm (1.315") O.D. pre-galvanized steel pipe.

Straight Crawl Tunnels shall have an approximate internal diameter area of 762 mm (30") and three 76 mm (3") holes to allow for visibility. Crawl tunnel mounting panel shall have the manufacturer's trademark applied to identify the source of the product. Tunnel and panel shall be rotationally molded from linear low density polyethylene.

90° Elbow, Extended 90° Elbow and "S" Crawl Tunnel shall have an approximate internal diameter area of 762 mm (30"). Crawl tunnel mounting panel shall have the manufacturer's trademark applied to identify the source of the product. Elbow, extension and panel shall be rotationally molded from linear low density polyethylene.

Aluminum Steering Wheel shall be cast in Tenzaloy, a high strength, self-aging aluminum alloy of the aluminum-zinc-magnesium type. This alloy shall comply to ASTM standards: B179-73, B26-72, B108-73, and Federal Specifications: QQ-A-371f, QQ-A-601d, and QQ-A-596e. Steering wheels shall mount to a 33 mm (1.315") O.D. pre-galvanized tube. After fabrication, all components shall have a baked-on electrostatically applied polyester dry powder coating.

Plastic Steering Wheel shall be rotationally molded from linear low density polyethylene. Steering wheels shall mount to a 25 mm (1") O.D. pre-galvanized steel tube.

Kid Village™ Panels, Seat (U.S. Patent D-370959), Counter, Doorway, Window, Activity and Fence (U.S. Patent D-370,268), shall be rotationally molded from linear low density polyethylene. The village panels shall be 1231 mm (48.5") high. The Kid Village™ doorway opening shall be 457 mm (18") wide. The molded in graphics shall not be raised above the surface of the panel. Panel mounting brackets shall be fabricated from 11 gauge sheet steel and dichromate washed. After fabrication, all steel components shall have a baked-on electrostatically applied polyester dry powder coating.

Kid Village™ Table shall be rotationally molded from linear low density polyethylene.

Animal Crawl Tunnel (U.S. Patent D-381056), Counter (U.S. Patent D-391615) and Door Panel shall be rotationally molded from linear low density polyethylene. The molded in graphics shall not be raised above the surface of the panel.

Steel Store Front shall be fabricated from pre-galvanized, punched 11 gauge sheet steel welded to pre-galvanized 33 mm (1.315") steel tubing. Steel Store Front shall consist of two components: a counter and top section, which can be used together to simulate a store or used independently. After fabrication the components shall have a baked on electrostatically applied polyester dry powder coating.

Dinosaur Counting Panel, Alphabet Panel and Finger Maze Panel shall be fabricated from tri color compression molded polyethylene with incised graphics to trace shapes. Panels shall be mounted in a rotationally molded linear low density polyethylene.

Graphics Panels shall provide enclosure and be non-climbable. The plastic panel shall have the manufacturer's trademark applied to identify the source of the product. Graphics panels shall be rotationally molded from linear low density polyethylene. The molded in graphics shall not be raised above the surface of the panel.

Bubble Mirror Panel shall consist of two 3 mm (.125") metalized bubbles with a non-removable filler of bubble wrap packaging material inside to prevent compression of bubbles. The mirror shall be attached to a rotationally molded linear low density polyethylene panel to provide enclosure. The panel shall have the manufacturer's trademark applied to identify the source of the product.

Mirror Panel mirrors shall be fabricated from Type 430, 16 gauge, No. 2 bright annealed stainless steel. The mirror shall be attached to a plastic panel to provide an enclosure. The plastic panel shall have the manufacturer's trademark applied to identify the source of the product. The panel shall be rotationally molded from linear low density polyethylene. Panel mounting brackets shall be fabricated from 7 gauge, pre-galvanized sheet steel and dichromate washed. After fabrication, all steel components shall have a baked-on electrostatically applied polyester dry powder coating.

Bubble Panels shall be fabricated from 6 mm (.25") thick, an extremely tough, impact resistant polycarbonate material and shall be optically clear. The bubble shall be attached to a plastic panel to provide an enclosure. The plastic panel shall have the manufacturer's trademark applied to identify the source of the product. The panel shall be rotationally molded from linear low density polyethylene. Panel mounting brackets shall be fabricated from 7 gauge, pre-galvanized sheet steel, and dichromate washed. After fabrication, all steel components shall have a baked-on electrostatically applied polyester dry powder coating.

Window Panels shall be fabricated from 6 mm (.25") thick, an extremely tough, impact resistant polycarbonate material and shall be optically clear. The window shall be attached to a plastic panel to provide an enclosure. The plastic panel shall have the manufacturer's trademark applied to identify the source of the product. The panel shall be rotationally molded from linear low density polyethylene. Panel mounting brackets shall be fabricated from 7 gauge, pre-galvanized sheet steel, and dichromate washed. After fabrication, all steel components shall have a baked-on electrostatically applied polyester dry powder coating.

Gear Panel shall be rotationally molded from linear low density polyethylene. Two Lexan sheets contain a set of gears and a crank that shall be rotationally molded from linear low density polyethylene. The plastic panel shall have the manufacturer's trademark applied to identify the source of the product.

Seven Station Play Factory shall be rotationally molded from linear low density polyethylene. Textured patterns, hand matching game and finger tracing maze shall be molded in. Two windows contain a set of gears that shall be rotationally molded from linear low density polyethylene. The periscope has polished stainless steel mirrors. Talk tube mouth pieces are stainless steel.

Activity Panels, Tic-Tac-Toe, Spelling, Math and Animal, shall consist of a cylinder assembly and enclosure panel. Cylinders shall have vertical support bars which shall be fabricated from 25 mm (1") O.D., pre-galvanized steel tubing. Panel and cylinders shall be rotationally molded from linear low density polyethylene. The molded-in graphics shall not be raised above the surface of the plastic. Panel mounting brackets shall be fabricated from 7 gauge, pre-galvanized sheet steel, and dichromate washed. After fabrication, all steel components shall have a baked-on electrostatically applied polyester dry powder coating.

Abacus Panel shall be rotationally molded from linear low density polyethylene. Spheres shall be fabricated from polyethylene with ultraviolet (UV) light stabilizers and color pigment molded in. Each of the polyethylene spheres shall be 70 mm (2.75") in diameter and be molded in red and yellow. Horizontal rails shall be fabricated from 25 mm (1") x 13 gauge pre-galvanized steel tubing.

Double Sided Routed Play Panels shall be fabricated from high density polyethylene with graphics routed in. Panels shall be mounted in a rotationally molded linear low density polyethylene panel

Fire Safety Panel shall be fabricated from tri color compression molded polyethylene with incised graphics to trace shapes. Panels shall be mounted in a rotationally molded linear low density polyethylene panel.

Accessible Sand Box/Water Table shall be rotationally molded from linear low density polyethylene. Sand capacity shall be approximately 150 pounds of play sand. The Sand Box/Water Table shall be fitted in the factory with a water drainage valve. A one piece lid shall be rotationally molded from linear low density polyethylene.

Friendship Globe shall be rotationally molded from linear low density polyethylene with ultraviolet (UV) stabilizers, raised continents and graphics molded in. Globe shall be mounted on 16 gauge 60 mm (2.375") pre-galvanized steel tubing and shall have a baked-on electrostatically applied polyester dry powder coating.

Sign Panels shall provide a non-climbable enclosure. The plastic panel shall have the manufacturer's trademark applied to identify the source of the product. The panel shall be rotationally molded from linear low density polyethylene. Panel mounting brackets shall be fabricated from 7 gauge, pre-galvanized sheet steel, and dichromate washed. After fabrication, all steel components shall have a baked-on electrostatically applied polyester dry powder coating.

Safety Panels shall provide a non-climbable enclosure. The plastic panel shall have the manufacturer's trademark applied to identify the source of the product. The panel shall be rotationally molded from linear low density polyethylene. Panel mounting brackets shall be fabricated from 7 gauge, pre-galvanized sheet steel, and dichromate washed. After fabrication, all steel components shall have a baked-on electrostatically applied polyester dry powder coating.

Safety Rails shall be fabricated from 33 mm (1.315") O.D. pre-galvanized tubing with 7 gauge pre-galvanized steel brackets welded on both ends for attachment to the posts and deck. The Safety Rails provide a non-climbable enclosure and shall have no gaps greater than 76 mm (3") and less than 254 mm (10"), especially between vertical rungs and posts. The vertical rungs of safety rails shall be flattened prior to welding to the horizontal top and bottom bar, and shall be welded continuously around the entire perimeter. After fabrication, all steel components shall have a baked-on electrostatically applied polyester dry powder coating.

Talk Tubes shall be fabricated from 48 x 3.4 mm (1.90" x .135") wall steel tubing. The "phone funnel" shall be fabricated from sheet steel capped with tubing and have a perforated steel insert inside. Talk Tubes shall have a baked-on electrostatically applied polyester dry powder coating.

Chinning and Turning Bars and Single Rails will be designed to be mounted to the post for the ease of installation and shall be fabricated from 33 mm (1.315") O.D., pre-galvanized steel tubing and shall have a baked-on electrostatically applied polyester dry powder coating.

Sand Border Panels shall be rotationally molded from linear low density polyethylene. All panels shall have a molded in seat and overlap standard posts with a minimum height of 317 mm (12.5"). Post spacing shall be the standard 1003 mm (39.5") on centers.

Quad Roof shall have over 18.6 square meters (61 square feet) of shaded play area and have the manufacturer's trademark molded in to identify the source of the product. The quad roof shall be 940 mm (37") high and rotationally molded from linear low density polyethylene. The Quad Roof is a multi section roof (nine sections) and requires eight posts for mounting, but can accommodate a ninth, or center post.

Square Roofs shall be 762 mm (30") high and shall have the manufacturer's trademark molded in to identify the source of the product. The roof shall be a double wall construction and rotationally molded from linear low density polyethylene.

Arch Roof and Double Arch Roof shall consist of two parts. The arches shall be rotationally molded from linear low density polyethylene. The roof section shall be fabricated from 16 gauge galvanized sheet steel with 6 x 76 mm (.25" x 3") slots punched over the entire surface. The roof section shall be mechanically attached to the arches with screws to form the assembly. The roof section shall have a baked-on electrostatically applied polyester dry powder coating.

Arches shall be rotationally molded from linear low density polyethylene.

Loops shall be fabricated from 33 mm (1.315") O.D., pre-galvanized steel tubing, with vertical rungs fabricated from 25 mm (1") O.D. pre-galvanized steel tubing. After fabrication all loop components shall have a baked-on electrostatically applied polyester dry powder coating and be designed to bolt directly to the post and deck.

There shall exist **NO GAPS** greater than 76 mm (3") and less than 254 mm (10") in any component design, unless otherwise stated.

Independent 360° Spiral Slide (U.S. Patent #D335,517) with Hood shall consist of pre-galvanized steel posts, a vinyl clad metal deck, a step ladder, a safety panel and a 360° Spiral Slide withhood. 360° Spiral Slide with hood shall be two-piece with a seamless bedway, rotationally molded from polyethylene with ultraviolet (UV) light stabilizers and color molded in. This material shall comply with ASTM-D-790 (Flex Modulus), ASTM-D-638 (Tensile Strength), ASTM-D-648 (Heat Distortion Temperature) and ARM-STD (Low Temperature Impact). Slide side rails shall be a minimum of 406 mm (16") high from the slide surface. Center post shall be 89 mm (3.5") pre-galvanized tubing. Slide bed and enclosure shall conform to CPSC guidelines for spiral slides. Spiral Slide shall provide a full 360° of rotation. Slide transition decks shall be fabricated from punched sheet steel and shall be dipped in textured poly-vinyl-chloride and oven cured. Slide enclosures shall be fabricated from 33 mm (1.315") O.D. pre-galvanized steel tubing and shall have a baked-on electrostatically applied polyester dry powder coating. Slide enclosures shall have no gaps greater than 76 mm (3") and less than 254 mm (10"), especially between vertical rungs and posts.

FOR BEECH FORK PARK
SLIDES ARE 8 FT HIGH = 96"

Independent Duraglide™ Spiral Slide shall have an injection molded sectional bedway with a 519 mm (20.4") high side wall. Slide entry area shall be enclosed by 1016 mm (40") panels. Slide transition decks shall be fabricated from punched sheet steel and shall be dipped in textured poly-vinyl-chloride and oven cured. Slide enclosures shall be fabricated from 33 mm (1.315") O.D. pre-galvanized steel tubing and shall have a baked-on electrostatically applied polyester dry powder coating. Slide enclosures shall have no gaps greater than 76 mm (3") and less than 254 mm (10"), especially between vertical rungs and posts.

Hardware: Bolts, Nuts, Screws, Threaded Spacers, Washers and Other Hardware used in the assembly of components shall be Stainless Steel and be tamper resistant. All necessary hardware shall be provided.

INDEPENDENT SWING SPECIFICATIONS

Kid Builders™ Swings beam shall be fabricated from 60 mm (2.375") O.D. 5 gauge pre-galvanized steel tube. Uprights shall be fabricated from 127 mm (5") O.D. 11 gauge pre-galvanized steel. Both shall have a baked-on electrostatically applied polyester dry powder coating. The components are freed of excess weld spatter and shall be cleaned in a multiple bath system, which shall include a rust-inhibitive iron phosphate wash prior to painting.

Kid Builders™ 8' (2.4 m) Arch Swings beam shall be fabricated from 60 mm 5 gauge pre-galvanized steel tube bent into an arch. Uprights shall be 3.5 inch O.D. The beam and uprights shall have a baked-on electrostatically applied polyester dry powder coating. Anti Wrap-over swing bearings (U.S. Patent 6,123,480) shall be fabricated from sand cast bronze with injection molded nylon plastic. Swing chains shall be 4/0 straight link galvanized steel. OR Stainless steel when specified. The components are freed of excess weld spatter and shall be cleaned in a multiple bath system, which shall include a rust-inhibitive iron phosphate wash prior to painting. All other connecting hardware shall be stainless steel.

Standard Belt Swing Seats shall be rubber with a tempered steel insert molded inside, rendering them slashproof. Swing chains shall be 4/0 straight link galvanized steel. OR stainless steel when specified.

Tot Swing Seats shall be heavy duty construction, fabricated from black rubber with a tempered steel insert molded inside, rendering them slashproof. Tot seat shall be fully enclosed to prevent slipping out and provide lower back support. Two sizes of leg cutouts make this seat versatile enough to accommodate larger children with special needs also. Swing chains shall be 4/0 straight link galvanized steel. OR stainless steel when specified,

Hardware: Bolts, Nuts, Screws, Threaded Spacers, Washers and Other Hardware used in the assembly of components shall be Stainless Steel and be tamper resistant. All necessary hardware shall be provided.

135 SWINGS
WASHER BEAM



SWINGS
SEATS

* Tot Swing Seats shall be heavy duty construction, fabricated from black EPDM rubber with a tempered steel insert molded inside, rendering them slash proof. Tot seat shall be fully enclosed to prevent slipping out and provide lower back support. Two sizes of leg cutouts make this seat versatile enough to accommodate larger children with special needs also.

* Duraglide Standard Swing Seat shall be molded using water-blown integral skin Polyurethane foam. This material yields excellent physical properties while providing a soft comfortable feel. The internal reinforcing plate shall be 2.3 mm (.09") thick steel. Attachment loops shall be formed from 8 mm (.311") diameter 304 stainless steel rod with a tensile strength of 586mpa (85,000psi).

* The Inclusive Swing Seat shall be rotationally molded per PPLT ROTO Specification with molded in graphics. The assembly contains 9.5mm (3/8") steel zinc-dichromate plate and 33 mm (1.315") O.D. pre-galvanized steel tubing painted per PPLT PAINT Specification. Chains for Inclusive Seat shall be coated per PPLT PVC Specification.

DRAGONFLY as Buckabout and Teeter and See-Saw wings are to be fabricated from 48.3 mm (1.90") O.D. 11 gauge pre-galvanized tubing with a 33.4 mm (1.3") O.D. cross bar. The seat is to be 1.6 gauge sheet steel coated per PPLT PVC Specifications. The wings rest on two 3/8" steel plate supports. The Dragonfly Stand is to be fabricated from 88.9 mm (3.5") O.D. pre-galvanized tubing and a 1/2" steel plate for the spring to attach to. The Dragonfly spring shall be a two way torsion rubber spring. Two 3/8" steel plates provide positive stops for a 38.1 mm (1.5") square axel bar which the dragonfly rotates about. The wing assembly and stand assembly are to be painted per PPLT PAINT Specifications.

SPRING TOY bumble Bee, Grasshopper, Horse, Whale Rider Body: The rider body is a rotationally molded figure or mold positive supported by a body frame. Wall thickness of molded components shall be 3/16" to 1/4". The body frame shall consist of front and/or rear supports constructed of 1-1/2" tube and/or of 2" x 2" x 1/4" angle, a cross member constructed of 1-1/4" pipe, handholds of 1" (1" O.D.) 15 ga. tube and/or Gator Grip, a cross brace of 1-1/2" x 1-1/2" x 3/16" angle and Gator Grip, a mount of 1/4" x 1-1/2" flat or 1/4" plate, and a base and gussets constructed of 7 ga. sheet, all solid welded. Model # 960 is shaped like a ladybug, and Model # 961 is shaped like a bumblebee. The "C" springs shall be constructed of 3/8" or 7/16" spring steel, 4" wide by approximately 41-1/2" long, bent 180 degrees to form a large "C". Security plate and spacers shall be constructed of 1/4" flat sheet. Anchor bolts shall be 1/2" - 13 x 12" mechanically galvanized steel with 2" of threads running from the end and a 90 degree bend at approximately 1-1/4" from the opposite end. All hardware shall be fastener style A. The rider bodies shall have color molded in. The Lady Bug shall have molded in color for the spots and molded in decals for the eyes. The BumbleBee shall have molded in black color for the stripes, and molded in decals for the eyes. Handholds shall have a galvanized finish. The "C" springs, security plates, and spacers shall be finished in powdercoat

KID BUILDERS™ TIRE SWING beam and uprights shall be fabricated from 127 mm (5") O.D. 11 gauge pre-galvanized steel. The molded tire shall contain a steel re-inforcement ring fabricated from 33.4 mm (1.312") 14 gauge pre-galvanized steel tubing. The steel components shall be painted per PPLT PAINT Specification. Tire Swings shall be rotationally molded per PPLT ROTO Specification. Swing chains shall be 4/0 straight link galvanized steel coated per PPLT PVC Specification. The tire swing mounting hardware shall include an automotive-type U-joint assembly protected by a rubber bellows and a turning collar with grease fitting provided.

COMPLETE ORIGINAL SET
COMPLETE SET

5" O.D. POST

KID BUILDERS™ SPECIFICATIONS

Plastic Caps shall fit snugly into 127 mm (5") and 33 mm (1.315") tube ends and shall be injection molded Low Density Polyethylene. This plastic shall be stabilized against ultraviolet (UV) degradation and shall have color molded in. All caps will be installed at the factory and 127 mm (5") caps will be secured with aluminum hammer drive pins.

Aluminum Caps shall fit snugly into 127 mm (5") tube ends and shall be Cast Aluminum. Aluminum Caps shall have a baked-on electrostatically applied polyester dry powder coating. All caps will be installed at the factory and will be secured with aluminum hammer drive pins.

Paint shall be an electrostatically applied polyester dry powder coating which shall be cured at temperatures between 400 and 500 degrees Fahrenheit. The polyester powder shall comply with ASTM standards: D-522 (Flexibility Mandrel Test), D-2794 (Impact Resistance Test), B-117 (Salt Spray Resistance Test), D-2247 (Humidity Resistance Test), D822 (Weatherability Test), D3363 (Pencil Hardness Test), D2454 (Overbake Resistance Test) and D3359B (Adhesion Crosshatching Test). Epoxy or Hybrid paints are not acceptable due to poor weatherability characteristics.

Rotationally Molded Plastic Parts shall be molded from linear low density polyethylene with ultraviolet (UV) light stabilizers, anti-static guard and color molded in. This material shall comply with ASTM-D-790 (Flex Modulus), ASTM -D-638 (Tensile Strength), ASTM-D-648 (Heat Distortion Temperature) and ARM-STD (Low Temperature Impact).

Textured Poly-Vinyl-Chloride coating shall be an average of 3 mm (.118") thick. Poly-vinyl-chloride coating shall be oven cured and textured for added traction when wet or dry.

Hardware: Bolts, Nuts, Screws, Threaded Spacers, Washers and Other Hardware used in the assembly of components shall be metric stainless steel and tamper resistant. All necessary hardware shall be provided.

Deck Clamp assemblies shall consist of two steel half-clamps. Clamp profiles shall be designed to eliminate protrusions. Clamps shall be die formed from 12 gauge draw quality steel. Clamps shall have a 6 mm (.25") radius rib formed in the top and bottom of the clamp for structural integrity. The clamp attachment bracket shall be formed from 11 gauge sheet steel and shall be welded securely to the clamp half. All clamp halves shall be zinc plated, yellow dichromate coated and phosphate coated before being TGIC polyester powder coated. Tamper-resistant fasteners shall be used to retain clamps and shall consist of M10 six lobe socket head stainless steel cap screws and M10 slab-base Tee nuts. All clamps shall be provided with aluminum hammer drive pins to protect against slippage.

Rail Clamp assemblies shall consist of two steel half-clamps. Clamp profiles shall be designed to eliminate protrusions. Clamps shall be die formed from 12 gauge draw quality steel. Clamps shall have a minimum 6 mm (.25") radius rib formed in the top and bottom of the clamp for structural integrity. All clamp halves shall be zinc plated, yellow dichromate coated and phosphate coated before being TGIC polyester powder coated. Tamper-resistant fasteners shall be used to retain clamps and shall consist of M10 six lobe socket head stainless steel cap screws and M10 slab-base Tee nuts. All clamps shall be provided with aluminum hammer drive pins to protect against slippage.

Wing Clamp assemblies shall consist of two steel half-clamps. Clamp profiles shall be designed to eliminate protrusions. Clamps shall be die formed from 12 gauge draw quality steel. Clamps shall have a 6 mm (.25") radius rib formed in the top and bottom of the clamp for structural integrity. The clamp wing bracket shall be formed from 7 gauge sheet steel and shall be welded securely to the clamp half. All clamp halves shall be zinc plated, yellow dichromate coated and phosphate coated before being TGIC polyester powder coated. Tamper-resistant fasteners shall be used to retain clamps and shall consist of M10 six lobe socket head stainless steel cap screws and M10 slab-base Tee nuts. All clamps shall be provided with aluminum hammer drive pins to protect against slippage.

Colored Kick Plates and Deck to Deck Activity Plates shall be fabricated from 13 gauge (2.3 mm) pre-galvanized sheet steel. After fabrication, deck to deck plates shall have a baked-on electrostatically applied polyester dry powder coating. 8", 12" and 16" plates shall have fun faces laser cut into them. 24", 28" and 32" plates shall have grooves cut into them with optional slider "Parachute/shapes" fabricated from CNC Routed high density polyethylene sheet.

Galvanized Steel Posts shall be 127 mm (5") O.D., 11 gauge pre-galvanized round tubing. Minimum tensile strength shall be 380MPa (55,000psi). Minimum yield point shall be 345MPa (50,000psi). The bottom portion of all upright posts shall be crimped slightly to enhance retention in concrete footings. Plastic caps shall fit into the uncrimped end of the 127 mm (5") tube. After fabrication, all posts shall have a baked-on electrostatically applied polyester dry powder coating.

Aluminum Posts shall be 127 mm (5") O.D., 3 mm (.118") extruded round tubing. The type of aluminum shall be 6061-T6 or 6062-T6. Minimum tensile strength shall be 275MPa (39,000psi). Minimum yield point shall be 255MPa (36,500psi). The components shall be cleaned in a six bath system prior to painting. The bottom portion of all upright posts shall be crimped slightly to enhance retention in concrete footings. Plastic caps shall fit into the uncrimped end of the 127 mm (5") tube. After fabrication, all posts shall have a baked-on electrostatically applied polyester dry powder coating.

Square Vinyl Clad Metal Decks shall cover a minimum of 1.46 square meters (2,275 square inches) of top surface area, be a one-piece construction and be designed to maintain a full 1.2 m (48") on center post spacing. Metal decks shall be fabricated from 13 gauge hot rolled steel which shall be punched, formed and reinforced with welded in place 11 gauge strips. Decks shall have a pattern of equally spaced holes on each edge to provide flush mounting of play events that attach to the deck. This hole pattern shall allow multiple decks to be assembled at the same level providing a surface without size limitations. This assembly shall be dipped in a textured poly-vinyl-chloride coating.

Triangular Vinyl Clad Metal Decks shall be fabricated from 13 gauge hot rolled steel which shall be punched, formed and reinforced with welded in place 11 gauge strips. Each triangular deck shall cover a minimum of 0.63 square meters (985 square inches) of top surface area, be a one-piece construction and be designed to maintain a full 1.2 m (48") on center post spacing. Decks shall have a pattern of equally spaced holes on each edge to provide flush mounting of play events that attach to the deck. This hole pattern shall allow multiple decks at the same level to be assembled providing a surface without size limitations. This assembly shall be dipped in a textured poly-vinyl-chloride coating.

Kid Builders™ to MaxPlay Triangular Vinyl Clad Metal Decks shall be fabricated from 13 gauge hot rolled steel which shall be punched, formed and reinforced with welded in place 11 gauge strips. Each triangular deck shall cover a minimum of 0.55 square meters (852 square inches) of top surface area, and be a one-piece construction. It shall be designed to maintain a full 1.2 m (48") on center post spacing on two deck edges and 1.05 m (41.3") on the third edge. Decks shall have a pattern of holes on each edge to provide flush mounting of play events that attach to the deck. This hole pattern shall allow multiple decks at the same level to be assembled providing a surface without size limitations. This assembly shall be dipped in a textured poly-vinyl-chloride coating.

Half-Hex Vinyl Clad Metal Decks shall be one piece and cover a minimum of 1.89 square meters (2,955 square inches) of top surface area. Metal decks shall be fabricated from 13 gauge hot rolled steel which shall be punched, formed and reinforced with welded in place 11 gauge strips. Decks shall have a pattern of equally spaced holes on each edge to provide flush mounting of play events that attach to the deck. This hole pattern shall allow multiple decks at the same level to be assembled providing a surface without size limitations. This assembly shall be dipped in a textured poly-vinyl-chloride coating.

Full-Hex Vinyl Clad Metal Decks shall cover a minimum of 3.78 square meters (5,900 square inches) of top surface area and be designed to maintain a full 1.2 m (48") on center post spacing. Construction shall consist of two half-hex shaped decks assembled together during installation. Metal decks shall be fabricated from 13 gauge hot rolled steel which shall be punched, formed and reinforced with welded in place 11 gauge strips. Decks shall have a pattern of equally spaced holes on each edge to provide flush mounting of play events that attach to the deck. This hole pattern shall allow multiple decks at the same level to be assembled providing a surface without size limitations. This assembly shall be dipped in a textured poly-vinyl-chloride coating.

Balcony Vinyl Clad Metal Decks shall cover a minimum of .365 square meters (567 square inches) of top surface area and be designed to maintain a full 1.2 m (48") on center post spacing. Construction shall consist of one semi circle shaped deck. Metal decks shall be fabricated from 13 gauge hot rolled steel, which shall be punched, formed and reinforced with welded in place 11 gauge strips. Deck shall have a pattern of equally spaced holes on one edge to provide flush mounting to the deck. This assembly shall be dipped in a textured poly-vinyl-chloride coating. Balcony Rails provide full enclosure and shall be fabricated from 33 mm (1.315") O.D. pre-galvanized steel tubing. Rails shall have a baked-on electrostatically applied polyester dry powder coating.

Accessible Balcony Vinyl Clad Metal Decks with Steering Wheel shall cover a minimum of .365 square meters (567 square inches) of top surface area and be designed to maintain a full 1.2 m (48") on center post spacing. Construction shall consist of one semi circle shaped deck. Metal decks shall be fabricated from 13 gauge hot rolled steel, which shall be punched, formed and reinforced with welded in place 11 gauge strips. Deck shall have a pattern of equally spaced holes on one edge to provide flush mounting to the deck. This assembly shall be dipped in a textured poly-vinyl-chloride coating. Balcony Rails provide full enclosure and shall be fabricated from 33 mm (1.315") O.D. pre-galvanized steel tubing. Two horizontal rails shall be fabricated from 33 mm (1.315") O.D. pre-galvanized steel tubing, with a steel plate welded between to attach the Aluminum Steering Wheel. Rails shall have a baked-on electrostatically applied polyester dry powder coating. The Aluminum Steering Wheel shall be cast in Tenzaloy, a high strength, self-aging aluminum alloy of the aluminum-zinc-magnesium type. This alloy shall comply to ASTM standards: B179-73, B26-72, B108-73, and Federal Specifications: QQ-A-371f, QQ-A-601d, and QQ-A-596e. Steering wheel shall mount to a 33 mm (1.315") O.D. pre-galvanized tube. After fabrication, all these components shall have a baked-on electrostatically applied polyester dry powder coating.

Vinyl Clad Step Deck planks shall cover a minimum of 0.4 square meters (624 square inches) of top surface area per step and be designed to maintain a full 1.2 m (48") on center spacing. Metal step decks shall be fabricated from punched sheet steel and shall have 64 mm (2.5") formed sides. This assembly shall be dipped in textured poly-vinyl-chloride. Step deck shall mount using two 33 mm (1.315") handrails which shall have a baked-on electrostatically applied polyester dry powder coating.

Vinyl Clad Rest Deck shall cover a minimum of 2.5 meters (3,872 square inches) of top surface area, be a two-piece construction of a 1/2 deck and a trapezoid deck and be designed to maintain a full 1.2 m (48") on center post spacing. Metal decks shall be fabricated from 13 gauge hot rolled steel which shall be punched, formed and reinforced with welded in place 11 gauge strips. Decks shall have a pattern of equally spaced holes on each edge to provide flush mounting of play events that attach to the deck. This hole pattern shall allow multiple decks to be assembled at the same level providing a surface without size limitations. This assembly shall be dipped in a textured poly-vinyl-chloride coating.

Vinyl Clad Half Deck shall cover a minimum of .73 square meters (1,138 square inches) of top surface area and be a one-piece construction. Metal decks shall be fabricated from 13 gauge hot rolled steel which shall be punched, formed and reinforced with welded in place 11 gauge strips. Decks shall have a pattern of equally spaced holes on each edge to provide flush mounting of play events that attach to the deck. This hole pattern shall allow multiple decks to be assembled at the same level providing a surface without size limitations. This assembly shall be dipped in a textured poly-vinyl-chloride coating.

Vinyl Clad Trapezoid Deck shall cover a minimum of 1.8 meters (2,720 square inches) of top surface area, be a one-piece construction and be designed to maintain a full 1.2 m (48") on center post spacing. Metal decks shall be fabricated from 13 gauge hot rolled steel which shall be punched formed, and reinforced with welded in place 11 gauge strips. Decks shall have a pattern of equally spaced holes on each edge to provide flush mounting of play events that attach to the deck. This hole pattern shall allow multiple decks to be assembled at the same level providing a surface without size limitations. This assembly shall be dipped in a textured poly-vinyl-chloride coating.

1.2m (48") and 915 mm (36") Transfer Station shall consist of two triangular decks, a three step assembly for the 1.2 m (48") and two step assembly for the 915 mm (36") and handrails. Each triangular deck shall be fabricated from 11 gauge sheet steel, covering .37 square meters (575 square inches) and have three 25 x 152 mm (1" x 6") hand slots incorporated into the deck surface for aid in user transition. The step assemblies provide access from the transfer decks to a 1.2 m (48") deck height or 915 mm (36") deck height. Each step shall have a tread depth of 406 mm (16") and a tread width of 953 mm (37.5"), with each rise 203 mm (8") or less. Each step assembly shall have an all welded construction from 11 gauge sheet steel. Each step assembly and Transfer Deck shall be dipped in a textured poly-vinyl-chloride coating. Transfer Station handrails shall be fabricated from 33 mm (1.315") O.D., pre-galvanized, 14 gauge tubing. Transfer Station loops shall be fabricated from 42.2 mm (1.66") O.D., pre-galvanized, 11 gauge tubing. All welded handrail assemblies shall have a baked-on electrostatically applied polyester dry powder coating.

Transfer Station Safety Rails shall be fabricated from 33 mm (1.315") pre-galvanized steel tubing. Safety rails shall provide an enclosure and shall have no gaps greater than 80 mm (3.15") and less than 254 mm (10"), especially between vertical rungs and posts. The vertical rungs of safety rails shall be semi-flattened prior to welding to the horizontal top and bottom bar and shall be welded continuously around the entire perimeter. Safety rails shall have a baked-on electrostatically applied polyester dry powder coating.

Inter-Deck Step shall be completely fabricated from 11 gauge steel. The step surface shall measure 203 mm (8") deep by a minimum of 406 mm (16") wide, with rises limited to 203mm (8"). The complete assembly shall be coated in a textured poly-vinyl-chloride coating after fabrication. Hand loops shall be made from 33 mm (1.315") diameter pre-galvanized tubing and shall have a baked-on electrostatically applied polyester dry powder coating.

Deck to Deck Steps shall consist of welded tread, riser and stringer sections fabricated from 13 gauge hot rolled steel. This assembly shall be dipped in a textured poly-vinyl-chloride coating. Handrails shall be fabricated from 33 mm (1.315") O.D. pre-galvanized tubing with a baked-on electrostatically applied polyester dry powder coating.

2.4 m (8') Vinyl Clad Metal Ramps shall be a minimum of 915 mm (36") wide. Metal Ramps shall be fabricated from punched sheet steel with 76 mm (3") formed sides. Ramp assembly shall be dipped in textured poly-vinyl-chloride.

1.8 m (6') Ramp shall be a minimum of 915 mm (36") wide. Metal ramps shall be fabricated from punched sheet steel with 76 mm (3") formed sides. Ramp assembly shall be dipped in textured poly-vinyl-chloride.

Ramp Double Rails shall be fabricated from 42.2 mm (1.66") O.D. pre-galvanized steel tubing. Rails shall have a baked-on electrostatically applied polyester dry powder coating.

Ramp Safety Rails shall be fabricated from 33 mm (1.315") pre-galvanized steel tubing. Safety rails shall provide an enclosure and shall have no gaps greater than 80 mm (3.15") and less than 254 mm (10"), especially between vertical rungs and posts. The vertical rungs of safety rails shall be semi-flattened prior to welding to the horizontal top and bottom bar and shall be welded continuously around the entire perimeter. Safety rails shall have a baked-on electrostatically applied polyester dry powder coating.

Ramp Guard Rails shall be fabricated from 33 mm (1.315") pre-galvanized steel tubing. Guard rails shall have a baked-on electrostatically applied polyester dry powder coating.

2.4 m (8') Vinyl Clad Accessible Bridges shall be a minimum of 915 mm (36") wide. Metal ramps shall be fabricated from 11 gauge punched sheet steel with 76 mm (3") formed sides. Bridge assemblies shall be dipped in textured poly-vinyl-chloride coating.

Accessible Bridge Safety Rails shall be fabricated from 33 mm (1.315") pre-galvanized steel tubing. Safety rails shall provide an enclosure, and shall have no gaps greater than 76 mm (3") and less than 254 mm (10"), especially between vertical rungs and posts. The vertical rungs of safety rails shall be flattened prior to welding to the horizontal top and bottom bar and shall be welded continuously around the entire perimeter. Safety Rails shall have a baked-on electrostatically applied polyester dry powder coating.

1.2 m (4') and 2.4 m (8') Arch Bridge shall be a minimum of 915 mm (36") wide. Arch Bridge shall be fabricated from precision punched 13 gauge steel with 76 mm (3") formed sides. Bridge assemblies shall be dipped in a textured poly-vinyl-chloride coating.

Arch Bridge Safety Rails vertical rungs shall be fabricated from 25 mm (1") pre-galvanized steel tubing. The horizontal rails shall be fabricated from 33 mm (1.315") pre-galvanized steel tubing. Safety rails shall provide an enclosure, and shall have no gaps greater than 80 mm (3.15") and less than 254 mm (10"), especially between vertical rungs and posts. Safety rails shall have a baked-on electrostatically applied polyester dry powder coating.

Arch Bridge Guard Rails shall be fabricated from 33 mm (1.315") pre-galvanized steel tubing. Guard rails shall have a baked-on electrostatically applied polyester dry powder coating.

90 Degree and "S" Bridge with Safety Rails shall be a minimum of 915 mm (36") wide. Bridges shall be fabricated from laser cut 11 gauge steel with 76 mm (3") formed sides. Bridge assemblies shall be dipped in a textured poly-vinyl-chloride coating. Safety Rails vertical rungs shall be fabricated from 25 mm (1") pre-galvanized steel tubing. The horizontal rails shall be fabricated from 33 mm (1.315") pre-galvanized steel tubing. Safety rails shall provide an enclosure, and shall have no gaps greater than 80 mm (3.15") and less than 254 mm (10"), especially between vertical rungs and posts. Safety rails shall have a baked-on electrostatically applied polyester dry powder coating.

2.4 m (8') and 3.66 m (12') Vinyl Clad Clatter (Suspension) Bridge (U.S. Patent #5,118,099) planks shall be pre-assembled at factory for ease of installation. Clatter Bridge planks shall be fabricated from one piece of 11 gauge punched and formed hot rolled sheet steel. The clatter bridge plank shall be dipped in textured poly-vinyl-chloride and oven-cured. Assembly of planks shall be such that no open gaps occur between planks. Plank to plank joints shall be pinch proof to the user. No cables or chains shall be used in the assembly of the planks. Clatter bridges shall have a dual rail side enclosure fabricated from 33 mm (1.315") pre-galvanized steel tubing, curved to match the curve of the bridge, to provide user stability at a consistent height along the bridge and shall have a baked-on electrostatically applied polyester dry powder coating.

Cat Walk shall be manufactured from 3 mm (11 gauge) sheet steel with 3 mm (11 gauge) steel sides and end supports. Cat Walk shall be dipped in a textured poly-vinyl-chloride and oven cured to a durable finish. Cat Walk shall have a dual rail side enclosure. Top and bottom rails shall be fabricated from 42.2 mm (1.625") O.D. pre-galvanized steel tubing with vertical rails welded to the top and bottom rail. Vertical rails shall be fabricated from 25 mm (1") O.D. pre-galvanized steel tubing. End sections shall be fabricated from 33 mm (1.315") O.D. pre-galvanized steel tubing, with 3 mm (11 gauge) sheet steel end plates. After assembly side enclosures and end sections shall have a baked-on electrostatically applied polyester dry powder coating.

Cargo Bridge net shall be fabricated from rope consisting of six nylon wrapped steel cables twisted around a nylon core. Each perpendicular joint shall be rigidly secured. Cargo bridge shall be mounted using a 60 mm (2.375") x 11 gauge pre-galvanized steel frame.

Burmese Bridge shall be designed to work between posts on 3.7 m (12') centers. All chains shall be pre-galvanized, the vertical chains shall be dipped in a poly-vinyl-chloride coating. Handrails shall be fabricated from 60 mm (2.375") pre-galvanized steel tubing and shall have a baked-on electrostatically applied polyester dry powder coating.

Stainless Steel Single Wide Slide bedway shall be 476 mm (18.75") wide single piece 16 gauge 304 stainless steel. 11 gauge steel brackets shall reinforce the entrance and exit of the slide. Side rails shall be 32 mm (1.25") wide x 105 mm (4.125") high 11 gauge "D" style aluminum, closed by cast aluminum end caps permanently riveted in place. Slide end support shall be fabricated from 38 mm (1.5") square tubing. Enclosure shall be fabricated from 33 mm (1.315") O.D., galvanized steel tubing. All steel tubing shall have a baked-on electrostatically applied polyester dry powder coating. A mini transition deck shall be fabricated from 13 gauge sheet steel and vinyl dipped.

Stainless Steel Double Wide Slide bedway shall be 755 mm (29.7") wide single piece 16 gauge 304 stainless steel. 11 gauge steel brackets shall reinforce the entrance and exit of the slide. Side rails shall be 32 mm (1.25") wide x 105 mm (4.125") high 11 gauge "D" style aluminum, closed by cast aluminum end caps permanently riveted in place. Single rail shall be fabricated from 33 mm (1.315") O.D. galvanized tubing. Slide end support shall be fabricated from 38 mm (1.5") square tubing. All steel tubing shall have a baked-on electrostatically applied polyester dry powder coating.

360° Stainless Steel Spiral Slide shall consist of formed 16 gauge 304 stainless steel sections. Sections shall be welded to 152 mm (6") stainless steel tubing. An extruded aluminum edge trim shall be attached with pop rivets. The enclosure frame shall be fabricated from 33 mm (1.315") pre-galvanized steel tubing. Slide enclosures shall have no gaps greater than 76 mm (3") and less than 254 mm (10"), especially between vertical rungs and posts. The vertical rungs shall be fabricated from 25 mm (1") pre-galvanized steel tubing. After fabrication the entire assembly shall have a baked-on electrostatically applied polyester dry powder coating. Slide transition decks shall be fabricated from punched sheet steel and shall cover a minimum of 1.25 square meters (1,932 square inches) of top surface. This assembly shall be dipped in a textured poly-vinyl-chloride coating.

Stainless Steel Elbow Slide shall consist of formed 16 gauge 304 stainless steel sections. Sections shall be welded to 152 mm (6") pre-galvanized steel tubing. An extruded aluminum edge trim shall be attached with pop rivets. The enclosure frame shall be fabricated from 33 mm (1.315") pre-galvanized steel tubing. Slide enclosures shall have no gaps greater than 76 mm (3") and less than 254 mm (10"), especially between vertical rungs and posts. The vertical rungs shall be fabricated from 25 mm (1") pre-galvanized steel tubing. After fabrication the entire assembly shall have a baked-on electrostatically applied polyester dry powder coating. Slide transition decks shall be fabricated from punched sheet steel and shall cover a minimum of 1.25 square meters (1,932 square inches) of top surface. This assembly shall be dipped in a textured poly-vinyl-chloride coating.

Half Pipe Sectional Slides with Hoods shall be comprised of sections rotationally molded from linear low density polyethylene. The slide enclosure shall also be rotationally molded from linear low density polyethylene. The end support and mid supports shall be fabricated from 48.3 mm (1.9") O.D. pre-galvanized tubing, 2.3 mm (13 gauge) and 3.0 mm (11 gauge) pre-galvanized sheet steel. The supports shall have a baked-on electrostatically applied polyester dry powder coating.

Triple Wide Slide shall be rotationally molded from linear low density polyethylene with ultraviolet (U.V.) light stabilizers, anti-static guard and color molded in. Triple wide slide sides shall be 203 mm (8") high from the slide surface. Slide surface shall have ridges for auditory and tactile sensation with finger maze and hand print gauge molded in underside. Triple wide slide shall be a one piece design with two dividers having no seams joints or gaps.

Wave Slide with Hood shall be rotationally molded from linear low density polyethylene. Top of the slide hood shall be at least 965 mm (38") above the deck surface. The connection between the slide and the slide hood shall prohibit string entanglement. Plastic slide side rails shall be a minimum of 203 mm (8") high from the slide surface and slide bedway shall be designed with a 406 mm (16") minimum width. Plastic slides shall have the manufacturer's trademark applied to identify the source of the product. Slide bed shall be one-piece with no seams or joints. Slide end support shall be fabricated from 38 mm (1.5") square tubing and shall have a baked-on electrostatically applied polyester dry powder coating. Mid support shall be fabricated from 42.2 mm (1.66") O.D. tubing and shall have a baked-on electrostatically applied polyester dry powder coating.

Double Wide Slide with Hood shall be rotationally molded from linear low density polyethylene. Plastic double wide slide sides shall be 203 mm (8") high from the slide surface and slide bedway shall be designed with a 406 mm (16") minimum width. Double wide slide shall be a one-piece design with a center divider having no seams, joints or gaps. Plastic slides shall have the manufacturer's trademark applied to identify the source of the product. Slide end support shall be fabricated from 38 mm (1.5") square tubing and shall have a baked-on electrostatically applied polyester dry powder coating. Mid support shall be fabricated from 42.2 mm (1.66") O.D. tubing. All steel tubing shall have a baked-on electrostatically applied polyester dry powder coating.

360° Spiral Slide (U.S. Patent #D335,517) with Hood shall be two piece with a seamless bedway, rotationally molded from linear low density polyethylene. Slide side rails shall be a minimum of 355 mm (14") high from the slide surface. Center post shall be 89 mm (3.5") pre-galvanized tubing. Slide bed and enclosure shall conform to United States CPSC guidelines for spiral slides. Spiral slide shall provide a full 360° of rotation. Slide transition decks shall be fabricated from punched sheet steel and shall cover a minimum of 0.7 square meters (1,080 square inches) of top surface. This assembly shall be dipped in textured poly-vinyl-chloride coating. Slide enclosures shall be fabricated from 33 mm (1.315") O.D. pre-galvanized steel tubing and shall have a baked-on electrostatically applied polyester dry powder coating. Slide enclosures shall have no gaps greater than 76 mm (3") and less than 254 mm (10"), especially between vertical rungs and posts.

Duraglide™ Spiral Slide shall have an injection molded sectional bedway with a 519 mm (20.4") high side wall. Slide entry area shall be enclosed by 1016 mm (40") panels.

KB Infinity Stainless Steel Spiral Slide shall consist of formed 16 gauge 304 stainless steel sections. Sections shall be welded to 152 mm (6") diameter 11 gauge stainless steel tubing. An extruded aluminum edge trim shall be attached with pop rivets. The enclosure frame shall be fabricated from 33 mm (1.315") pre-galvanized steel tubing. Slide enclosures shall have no gaps greater than 76 mm (3") and less than 254 mm (10"), especially between vertical rungs and posts. The vertical rungs shall be fabricated from 25 mm (1") pre-galvanized steel tubing. After fabrication the entire assembly shall have a

baked-on electrostatically applied polyester dry powder coating. Slide transition decks shall be fabricated from punched sheet steel and shall cover a minimum of 1.25 square meters (1,932 square inches) of top surface. This assembly shall be dipped in a textured poly-vinyl-chloride coating.

Elbow Slides with Hood shall be rotationally molded from linear low density polyethylene. Slide side rails shall be a minimum of 229 mm (9") high from the slide surface. Slide enclosure shall be fabricated from 33 mm (1.315") O.D. tubing. Slide end support shall be fabricated from 38 mm (1.5") square tubing. All steel tubing shall have a baked-on electrostatically applied polyester dry powder coating.

Tunnel Slides shall be configured to approximately a 762 mm (30") internal diameter cross section. Tunnel panels shall have the manufacturer's trademark applied to identify the source of the product. Tunnel slides shall be assembled using an overlap joint on section connections and shall not have any internal hardware. Tunnels, elbows and panels shall be rotationally molded from linear low density polyethylene. Tunnel slide end supports shall be fabricated from 38 mm (1.5") square, pre-galvanized steel tubing and mid supports shall be fabricated from 42.2 mm (1.66") O.D. pre-galvanized steel tubing. Both supports shall have a baked-on electrostatically applied polyester dry powder coating.

Bannister Rails shall be fabricated from 60 mm (2.375") O.D. pre-galvanized steel tube. All components shall have a baked-on electrostatically applied polyester dry powder coating.

Sliding Poles shall be fabricated from 42.2 mm (1.66") O.D. pre-galvanized steel pipe. After fabrication all components shall have a baked-on electrostatically applied polyester dry powder coating. The top support brace shall be fabricated from 33 mm (1.315") O.D. pre-galvanized steel pipe.

Leg Lift Loop shall be fabricated from 33 mm (1.315") O.D., pregalvanized steel tube. Leg Lift Loop shall attach to the post using a steel clamp assembly. Clamp profiles shall be designed to eliminate protrusions. Clamps shall be die formed from 12 gauge draw quality steel. Clamps shall have a minimum 6 mm (.25") radius rib formed in the top and bottom of the clamp for structural integrity. All clamp halves shall be zinc plated, yellow dichromate coated and phosphate coated before being TGIC polyester powder coated. Tamper-resistant fasteners shall be used to retain clamps and shall consist of M10 six lobe socket head stainless steel cap screws and M10 slab-base Tee nuts. All clamps shall be provided with aluminum hammer drive pins to protect against slippage.

Cliff Climb shall be rotationally molded from linear low density polyethylene. The Cliff Climb shall have the appearance of a rock face with foot and hand holds molded in for scaling. The rear of the Cliff Climb shall house a mirror fabricated from Type 430, 16 gauge, No 2 bright annealed stainless steel.

Tikes Peak Climber/Blocks shall be rotationally molded from linear low density polyethylene. Footing supports are fabricated from pre-galvanized 48 mm (1.875") and 25 mm (1") diameter steel tubing welded with 11 gauge pre-galvanized steel. The supports shall have a baked-on electrostatically applied polyester dry powder coating. Assembly hardware is stainless steel.

KB Infinity Climber Ground to Deck shall be rotationally molded from linear low density polyethylene. Footing supports are fabricated from pre-galvanized 42.2 mm (1.660") diameter steel tubing welded with 11 gauge pre-galvanized sheet steel. The enclosure shall be fabricated from 42.2 mm (1.66") O.D. and 33.4 mm (1.315") O.D. pre-galvanized steel tubing and from 11 gauge pre-galvanized sheet steel. The supports and enclosure shall have a baked-on electrostatically applied polyester dry powder coating. Assembly hardware is stainless steel.

Tikes Peak Square Deck Add-on Wedges shall be rotationally molded from linear low density polyethylene. Assembly hardware is stainless steel.

Tikes Peak Gecko/Snake Panels shall be rotationally molded from linear low density polyethylene. The panel to deck attachment bracket shall be fabricated from 11 gauge pre-galvanized sheet steel. The brackets shall have a baked-on electrostatically applied polyester dry powder coating. Assembly hardware is stainless steel.

Tikes Peak Climber with Safety Loops shall be rotationally molded from linear low density polyethylene. Footing supports are fabricated from pre-galvanized 48 mm (1.875") and 25 mm (1") diameter steel tubing welded with 11 gauge pre-galvanized steel. The supports shall have a baked-on electrostatically applied polyester dry powder coating. Assembly hardware is stainless steel. Safety Loops shall be fabricated from 33 mm (1.315") O.D. galvanized steel tubing with vertical rungs fabricated from 25 mm (1") O.D. pre-galvanized steel tubing. After fabrication all loop components shall have a baked-on electrostatically applied polyester dry powder coating.

Tikes Peak Roof (with/without Snow or Lava Cap) shall be rotationally molded from linear low density polyethylene. Assembly hardware is stainless steel.

Vinyl Clad Bumpy Climber shall be a one piece all welded assembly coated with a textured poly-vinyl-chloride coating. The Bumpy Climber assembly shall be fabricated from punched 11 gauge hot rolled sheet steel. The climbing surface of the assembly shall have approximately an 86 mm (3.3") radius on each step, and a 203 mm (8") rise between steps on a 45

degree angle. The Bumpy Climber assembly shall attach to the deck edge with stainless steel hardware and shall be supported by 33 mm (1.315") O.D. x 13 gauge pre-galvanized posts at the bottom riser. Hand supports and deck enclosure frame shall be fabricated from 33 mm (1.315") x 11 gauge pre-galvanized steel tubing. Vertical rungs within deck enclosures shall be fabricated from a minimum of 25 mm (1") O.D. x 14 gauge pre-galvanized steel tubing. Hand supports and enclosures shall have a baked-on electrostatically applied polyester dry powder coating.

Fan Climbers shall be designed to incorporate a one-piece, all welded construction with rungs welded to siderails. The siderails shall be fabricated from 42.2 mm (1.66") O.D. pre-galvanized steel tubing and shall be arched with a center to center spacing of 496 mm (19.5"). The rungs shall be fabricated from 33.4 mm (1.315") O.D. pre-galvanized steel tubing and shall have a "U" shape design. Fan Climbers mount directly to safety enclosures on a deck. After fabrication all parts shall have a baked-on electrostatically applied polyester dry powder coating.

Rocky Rambler shall be molded from linear low density polyethylene. The center support post shall be fabricated from 47 mm (1.875") O.D. pre-galvanized steel tubing. Handrails shall be fabricated from 33 mm (1.315") O.D. pre-galvanized steel tubing. Center support post and handrails shall have a baked-on electrostatically applied polyester dry powder coating. Deck enclosures shall be rotationally molded from linear low density polyethylene.

Rock Challenge Wall shall be constructed with linear low density polyethylene sheets. The hand grips shall be a molded resin/concrete mixture.

The (80") Rock Challenge Wall (2032mm) shall be constructed of high density polyethylene sheets. The hand grips shall be molded from a plastic resin. The steel supports are fabricated from pre-galvanized 33 mm (1.315") diameter steel tubing welded with 11 gauge pre-galvanized steel brackets. The supports shall have a baked-on electrostatically applied polyester dry powder coating. Assembly hardware is stainless steel.

Rung Ladder shall be designed to incorporate a one-piece, welded construction to aid installation. Rung ladder side rails shall consist of 33 mm (1.315") O.D. pre-galvanized steel tubing. Rungs shall be fabricated for 25 mm (1") O.D. pre-galvanized steel tubing. Brackets shall be fabricated from 7 gauge pre-galvanized steel. Rung ladder shall have a baked-on electrostatically applied polyester dry powder coating. Available with hand loops or safety loops.

Ladder Panels shall be fabricated from 11 gauge sheet steel. Foot openings shall be 76 mm (3") high x 429 mm (16.875") wide and evenly spaced. Treads shall be 32mm (1.25") deep. The complete ladder assembly shall be dipped in a textured poly-vinyl-chloride coating. Available with hand hold loops or safety loops.

Vinyl Clad Stairs and Step Ladders shall be a one piece all welded assembly coated with a textured poly-vinyl-chloride coating. The stair/step assembly shall be fabricated from punched 13 gauge hot rolled sheet steel. The stair/step assembly shall attach to the deck edge with stainless steel hardware and shall be supported by 33 mm (1.315") O.D. x 13 gauge pre-galvanized posts at the bottom riser. Handrails and deck enclosure frame shall be fabricated from 33 mm (1.315") x 11 gauge pre-galvanized steel tubing. Vertical rungs within handrails and deck enclosures shall be fabricated from a minimum of 25 mm (1") O.D. x 14 gauge pre-galvanized steel tubing. Handrails and enclosures shall have a baked-on electrostatically applied polyester dry powder coating.

Deck-to-Deck Panel shall be fabricated from 11 gauge sheet steel and shall be dipped in a textured poly-vinyl-chloride coating. Loops shall be fabricated from 33 mm (1.315") O.D. pre-galvanized steel with vertical rungs fabricated from 25 mm (1") pre-galvanized steel tubing. After fabrication all loop components shall have a baked-on electrostatically applied polyester dry powder coating. Deck-to-Deck panels shall have pre-punched holes for mounting.

Curved Climbing Wall net shall be fabricated from rope consisting of six nylon wrapped steel cables twisted around a nylon core. Each perpendicular joint shall be rigidly secured. Curved Climbing Wall shall be mounted on 60 mm (2.375") galvanized steel tubing at top, bottom and sides and shall have a baked-on electrostatically applied polyester dry powder coating.

Pommel Climber shall be fabricated from 33 mm (1.315") x 14 gauge pre-galvanized steel tubing. Brackets shall be fabricated from 4.554 (.179") mild steel. Pommels shall be fabricated from E.P.D.M. 50 duro black rubber with a steel insert molded inside, rendering them slashproof. After fabrication all galvanized steel parts shall have a baked-on electrostatically applied polyester dry powder coating.

Arched Chain Climber shall be designed to incorporate a one-piece, all welded frame. The siderails shall be arched and have a center to center spacing of 722 mm (28.437"). The siderails shall be fabricated from 42.2 mm (1.66") O.D. pre-galvanized steel tubing. Chain shall be 4/0 steel with a textured poly-vinyl-chloride coating, oven cured to a durable finish. Loops shall be fabricated from 33 mm (1.315") O.D. pre-galvanized steel tubing. After fabrication all parts except for the chain shall have a baked-on electrostatically applied polyester dry powder coating. Available with hand hold loops or safety loops. **Chain Net Climber** chain shall be 4/0 steel with a textured poly-vinyl-chloride coating. Available with hand loops or safety loops.

Inverted Arch Climbers shall be designed to incorporate a one-piece, all welded construction with rungs welded to siderails. The siderails shall be fabricated from 42.2 mm (1.66") O.D. pre-galvanized steel tubing, be arched and have a center to center spacing of 722 mm (28.437"). The rungs shall be fabricated from 33 mm (1.315") O.D. pre-galvanized steel tubing and shall have a "U" shape design. Available with hand hold loops or safety loops. After fabrication all parts shall have a baked-on electrostatically applied polyester dry powder coating.

Arch Climbers shall be designed to incorporate a one-piece, all-welded construction with rungs evenly spaced, center to center and welded to siderails. The siderails shall have a center spacing of 711 mm (28"). The siderails shall be fabricated from 42.2 mm (1.66") O.D. pre-galvanized steel tubing. The rungs shall be fabricated from 33 mm (1.315") O.D. pre-galvanized steel tubing. Available with hand hold loops or safety loops. After fabrication all parts shall have a baked-on electrostatically applied polyester dry powder coating.

Curly Climbers shall be of a design which will not allow children to climb into the interior of the coil. Curly Climber coils shall be fabricated from 33 mm (1.315") O.D. pre-galvanized steel tubing. The center support post shall be fabricated out of 42.2 mm (1.66") O.D. pre-galvanized steel tubing. Enclosure shall be fabricated from 33 mm (1.315") O.D. pre-galvanized steel tubing. Curly Climbers shall be an all welded construction and shall have a baked-on electrostatically applied polyester dry powder coating.

Snake Pole shall be fabricated from 33 mm (1.315") O.D. pre-galvanized steel tubing. The center support post shall be fabricated out of 42.2 mm (1.66") O.D. pre-galvanized steel tubing. The snake pole shall be an all welded construction. Enclosure shall be fabricated from 33 mm (1.315") O.D. pre-galvanized steel tubing. After fabrication all parts shall have a baked-on electrostatically applied polyester dry powder coating.

Stone Climber pods shall be rotationally molded linear low density polyethylene mounted on 60 mm (2.375") O.D. pre-galvanized support posts. Side rails shall be fabricated out of 42.2 mm (1.66") O.D. pre-galvanized steel tubing. After fabrication all steel parts shall have a baked-on electrostatically applied polyester dry powder coating.

Side Step Climber shall be fabricated from 33 mm (1.315") O.D. pre-galvanized steel tubing. The Side Step Climber shall be an all welded construction. Enclosures shall be fabricated from 33 mm (1.315") O.D. pre-galvanized steel tubing. After fabrication all parts shall have a baked-on electrostatically applied polyester dry powder coating.

Loop Climber shall be fabricated from 33 mm (1.315") O.D. pre-galvanized steel tubing. The center support posts shall be fabricated out of 42.2 mm (1.66") O.D. pre-galvanized steel tubing. The loop climber shall be an all welded construction. Enclosure shall be fabricated from 33 mm (1.315") O.D. pre-galvanized steel tubing. After fabrication all parts shall have a baked-on electrostatically applied polyester dry powder coating.

Climbing Net shall be fabricated from rope consisting of six urethane coated nylon wrapped steel cables twisted around a nylon core. Each perpendicular joint shall be rigidly secured. Climbing Net shall be secured with a stainless steel eyenut to the deck edge and a stainless steel cleavis at the bottom. Available with hand hold loops or safety loops.

2.4 m (8') Fun Wheels shall have rectangular loops welded to a center support beam fabricated from 60 mm (2.375") O.D. pre-galvanized steel tubing. Loops shall be fabricated from 33 mm (1.315") O.D. pre-galvanized steel tubing. A single spinning wheel shall be attached with a 32 mm (1.25") diameter stainless steel hex bolt, positioned between two bearings. The wheel is fabricated from 33 mm (1.315") O.D. pre-galvanized steel tubing and 42 mm (1.625") O.D. steel tubing. After fabrication all parts shall have an electrostatically applied polyester dry powder coating.

3.7 m (12') Fun Wheels shall have triangular loops welded to a center support beam fabricated from 73 mm (2.875") O.D. pre-galvanized steel tubing. Loops shall be fabricated from 33 mm (1.315") O.D. pre-galvanized steel tubing. Three (3) spinning wheels shall be attached with 32 mm (1.25") diameter stainless steel hex bolts, each positioned between two bearings. The wheels are fabricated from 33 mm (1.315") O.D. pre-galvanized steel tubing and 42 mm (1.625") O.D. steel tubing. After fabrication all parts shall have an electrostatically applied polyester dry powder coating.

90 Degree Fun Wheels shall have triangular loops welded to a center support beam fabricated from 73 mm (2.875") O.D. pre-galvanized steel tubing. Loops shall be fabricated from 33 mm (1.315") O.D. pre-galvanized steel tubing. Two (2) spinning wheels shall be attached with 32 mm (1.25") diameter stainless steel hex bolts, each positioned between two bearings. The wheels are fabricated from 33 mm (1.315") O.D. pre-galvanized steel tubing and 42 mm (1.625") O.D. steel tubing. After fabrication all parts shall have an electrostatically applied polyester dry powder coating.

Straight Challenge Ladder shall be designed to incorporate a one-piece, welded construction to ease installation. The challenge ladder shall be designed to work between posts on 1.2 m (48") centers for the width and on 3.7 m (12') and 2.4 m (8') centers for the length. The challenge ladder rungs shall be fabricated from 33 mm (1.315") O.D. pre-galvanized steel tubing. The side rails shall be fabricated from 60 mm (2.375") O.D. pre-galvanized steel tubing. After fabrication all parts shall have a baked-on electrostatically applied polyester dry powder coating.

Wavy Challenge Ladder shall have rungs welded to siderails. The wavy challenge ladder shall be designed to work between posts on 1.2 m (48") centers for the width and on 2.4 m (8') centers for the length. The side rails shall be fabricated from 60 mm (2.375") O.D. pre-galvanized steel tubing. The rungs shall be fabricated from 33 mm (1.315") O.D. pre-

galvanized steel tubing. The wavy challenge ladder shall have a baked-on electrostatically applied polyester dry powder coating.

Bowed Challenge Ladder shall have rungs welded to siderails. The bowed challenge ladder shall be designed to work between posts on 1.2 m (48") centers for the width and on 2.4 m (8') and 3.7 m (12') centers for the length. The side rails shall be fabricated from 60 mm (2.375") O.D. pre-galvanized steel tubing. The rungs shall be fabricated from 33 mm (1.315") O.D. pre-galvanized steel tubing. The bowed challenge ladder shall have a baked-on electrostatically applied polyester dry powder coating.

Circle Overhead shall have teardrop shaped hand rungs welded to a single circular monorail. The Circle Overhead shall be designed with a 270 degree arc to return to the take off platform. The center beam and support legs shall be fabricated from 48.3 mm (1.9") O.D. pre-galvanized steel tubing. The teardrop shaped rungs shall be fabricated from 33 mm (1.315") O.D. pre-galvanized steel tubing. The Circular Overhead shall have a baked-on electrostatically applied polyester dry powder coating.

"S" Overheads Right and Left shall have teardrop shaped hand rungs welded to a single arc monorail. The "S" Overhead Right shall be designed with a right arc from the take off platform, midway the arc turns left. The "S" Overhead Left shall be designed with a left arc from the take off platform, midway the arc turn right. The center beam and support legs shall be fabricated from 48.3 mm (1.9") O.D. pre-galvanized steel tubing. The teardrop shaped rungs shall be fabricated from 33 mm (1.315") O.D. pre-galvanized steel tubing. The "S" Overheads shall have a baked-on electrostatically applied polyester dry powder coating.

"Z" Overheads Right and Left shall have teardrop shaped hand rungs welded to a single arc monorail. The "Z" Overhead Right shall be designed with a 90° right turn from the take off platform, midway the arc turns 90° left to a second platform. The "Z" Overhead Left shall be designed with a 90° left turn from the take off platform, midway the arc turns 90° right to a second platform. The center beam and support legs shall be fabricated from 48.3 mm (1.9") O.D. pre-galvanized steel tubing. The teardrop shaped rungs shall be fabricated from 33 mm (1.315") O.D. pre-galvanized steel tubing. The "Z" Overheads shall have a baked-on electrostatically applied polyester dry powder coating.

"C" Overhead shall have teardrop shaped hand rungs welded to a single arc monorail. The "C" Overhead shall be designed with a 90° turn from the take off platform, midway the arc turns an additional 90° to a second platform. The center beam and support legs shall be fabricated from 48.3 mm (1.9") O.D. pre-galvanized steel tubing. The teardrop shaped rungs shall be fabricated from 33 mm (1.315") O.D. pre-galvanized steel tubing. The "C" Overheads shall have a baked-on electrostatically applied polyester dry powder coating.

Extended "S", "C", and "Z" Overheads are identical to the standard "S", "C" and "Z" overheads with the addition of a straight section in the middle of the monorail. The added section shall have teardrop shaped hand rungs welded to a single straight monorail. The center beam and support legs shall be fabricated from 48.3 mm (1.9") O.D. pre-galvanized steel tubing. The teardrop shaped rungs shall be fabricated from 33 mm (1.315") O.D. pre-galvanized steel tubing. The Extended Overheads shall have a baked-on electrostatically applied polyester dry powder coating.

360 Degree Overheads shall consist of a continuous hand grasping component fabricated from 33 mm (1.315") O.D. pre-galvanized steel tubing suspended from a second circular support component fabricated from 48.3 mm (1.9") O.D. pre-galvanized steel tubing. The system shall consist of a center support and perimeter support legs which shall be fabricated from 48.3 mm (1.9") O.D. pre-galvanized steel tubing. 360 Degree Overheads shall have a baked-on electrostatically applied polyester dry powder coating. Advanced 360 Degree Overhead systems can be used in conjunction with Circle, "S", "C", and "Z" overhead components.

In-Line Straight Overheads shall consist of a continuous hand grasping component fabricated from 33 mm (1.315") O.D. pre-galvanized steel tubing suspended from a monorail support component fabricated from 48.3 mm (1.9") O.D. pre-galvanized steel tubing. The system shall be used in conjunction with support legs which shall be fabricated from 48.3 mm (1.9") O.D. pre-galvanized steel tubing. In-Line Straight Overheads shall have a baked-on electrostatically applied polyester dry powder coating. In-Line Straight Overhead systems can be used in conjunction with Circle and "C" overhead components.

Trapeze Challenge Ladder rungs shall be fabricated from 25 mm (1") O.D. pre-galvanized steel tube and shall be mounted to the main side rails via stainless steel spherical bearings. The side rails shall be fabricated from 60 mm (2.375") O.D. pre-galvanized steel tubing. The trapeze challenge ladder shall be designed to work between posts on 1.2 m (48") centers for the width and on 3.7 m (12') centers for the length. The trapeze challenge ladder shall have a baked-on electrostatically applied polyester dry powder coating.

Ring Challenge shall consist of a 60 mm (2.375") O.D. pre-galvanized steel beam and shall have ring coils fabricated from 33 mm (1.315") O.D. pre-galvanized steel tubing. Ring challenge shall be an all welded construction and shall have a baked-on electrostatically applied polyester dry powder coating.

Loop Challenge shall have loops welded to a center support beam fabricated from 60 mm (2.375") O.D. pre-galvanized steel tubing. Loops shall be fabricated from 33 mm (1.315") O.D. pre-galvanized steel tubing welded to the center support beam. After fabrication all parts shall have an electrostatically applied polyester dry powder coating.

Snake Challenge shall have a main support beam fabricated from 60 mm (2.375") O.D. pre-galvanized steel tubing. Challenge rung shall be fabricated from 25 mm (1") O.D. pre-galvanized steel tubing welded underneath the main support beam. After fabrication all parts shall have an electrostatically applied polyester dry powder coating.

Ring Trek and Double Ring Trek shall consist of a 60 mm (2.375") O.D. pre-galvanized steel beam and shall have steel ring hangers welded in place to ease installation and reduce maintenance. Oil impregnated bronze bushings shall be pressed into ring hangers, after they have a baked-on electrostatically applied polyester dry powder coating. Ring trek handles shall be cast in tenzaloy, a high strength, self-aging aluminum alloy of the aluminum-zinc-magnesium type. This alloy shall comply to ASTM standards B179-73, B26-72, B108-73, and Federal Specifications: QQ-A-371f, QQ-A-601d, and QQ-A-596e.

3.66 m (12') and 6.09 m (20') Straight Track Ride shall be designed to incorporate a one-piece aluminum (6061-T6 alloy) extruded beam to ease installation and reduce maintenance. The beam shall be designed to work between 3.7 m (12') and 6.1 m (20') post centers respectively. Rubber stops shall be provided at each end of the track. Track ride cross beams shall be fabricated from 60 mm (2.375") O.D. pre-galvanized steel tubing. The roller assembly shall consist of four load supporting wheels with sealed ball bearings and two lateral supporting wheels to insure that the roller assembly does not rub the sides of the beam. Track ride handle shall be fabricated from 25 mm (1") O.D. pre-galvanized steel tubing. After fabrication, the steel components shall have a baked-on electrostatically applied polyester dry powder coating.

Parallel Bars do not need additional posts for installation. Parallel bars shall be fabricated from 60 mm (2.375") O.D. pre-galvanized steel tubing and have a finished length of 3.0 m (10'). After fabrication all parts shall have a baked-on electrostatically applied polyester dry powder coating.

Log Roll shall be rotationally molded from linear low density polyethylene with nylon bearings. The log roll posts shall be fabricated out of 127 mm (5") O.D. pre-galvanized steel tubing. Rails shall be fabricated from 33 mm (1.315") O.D. pre-galvanized steel tubing. After fabrication all galvanized steel parts shall have a baked-on electrostatically applied polyester dry powder coating.

3.7 m (12') Balance Chains shall be designed to work between posts on 3.7 m (12') centers. Chain shall be 4/0 steel with a poly-vinyl-chloride coating, oven cured to a durable finish.

Floating Stones shall have a main support beam fabricated from 73 mm (2.875") O.D. 6 gauge pre-galvanized steel tubing. Hanging supports for the floating stones shall be 33 mm (1.315") O.D. pre-galvanized steel tubing and shall be tethered to a steel footing rail with 4/0 galvanized chain. Floating stones shall be rotationally molded linear low density polyethylene.

Stepping Stones shall be rotationally molded linear low density polyethylene mounted on 60 mm (2.375") O.D. pre-galvanized support posts.

4.9 m (16') Snake Balance Beam shall be fabricated from 51 x 102 mm (2" x 4") steel pipe. Balance beam ends shall have a plate welded over each end to eliminate sharp edges. Snake balance beams shall be designed to need no post for installation. All parts shall have a baked-on electrostatically applied polyester dry powder coating.

Straight Crawl Tunnel shall be designed to work between 1.2 m (48") post centers. Crawl tunnels shall have an approximate internal diameter of 762 mm (30"). Crawl tunnel mounting panel shall have the manufacturer's trademark applied to identify the source of the product. Tunnel and panel shall be rotationally molded from linear low density polyethylene.

90° Elbow, Extended 90° Elbow and "S" Crawl Tunnel shall have an approximate internal diameter area of 762 mm (30"). Crawl tunnel mounting panel shall have the manufacturer's trademark applied to identify the source of the product. Elbow, extension and panel shall be rotationally molded from linear low density polyethylene.

Criss Cross, Arch and Incline Crawl Tunnels shall consist of 35 degree sections and have an approximate internal diameter area of 762 mm (30"). Crawl tunnel mounting panels shall have the manufacturer's trademark applied to identify the source of the product. Tunnel sections and panels shall be rotationally molded from linear low density polyethylene.

Telescope shall be rotationally molded from linear low density polyethylene. The Telescope shall have a non-magnifying light refracting type lens. The large end of the Telescope shall be enclosed with an impact resistant polycarbonate material and shall be optically clear. The upper assembly shall be fabricated from 4.5 mm (7gauge) pre-galvanized sheet steel. After fabrication all steel components shall have a baked-on electrostatically applied polyester dry powder coating. The Telescope shall rotate 360 degrees around the post and have an elevation change of approximately 25 degrees.

Aluminum Steering Wheel shall be cast in Tenzaloy, a high strength, self-aging aluminum alloy of the aluminum-zinc-magnesium type. This alloy shall comply to ASTM standards: B179-73, B26-72, B108-73, and Federal Specifications: QQ-A-371f, QQ-A-601d, and QQ-A-596e. Steering wheel shall mount to a 33 mm (1.315") O.D. pre-galvanized tube. After fabrication, all these components shall have a baked-on electrostatically applied polyester dry powder coating.

Plastic Steering Wheel shall be rotationally molded from linear low density polyethylene. Steering Wheels shall mount to a 25 mm (1") O.D. pre-galvanized steel tube.

Balcony Deck shall provide enclosure, and shall have no gaps greater than 76 mm (3") or less than 254 mm (10"), especially between vertical rungs and posts. Balcony frames shall be fabricated from 33 mm (1.315") O.D. galvanized steel tube. The vertical rungs of the balcony deck shall be fabricated from 33 mm (1.315") O.D. pre-galvanized tubing and shall be welded continuously around the entire perimeter. After fabrication, safety rails shall have a baked-on electrostatically applied polyester dry powder coating. The metal deck shall be fabricated from 11 gauge hot rolled steel which shall be punched formed and reinforced with welded in place 76 mm (3") x 11 gauge strips. This assembly shall be dipped in a textured poly-vinyl-chloride coating

Castle Panels, Frontier Village Panels and Ship Panels, Ship Bow Panel (U.S. Patent #D-374,054), Ship Sail, Captain's Wheel, Palm Tree and Bamboo theme panels and components shall be rotationally molded from linear low density polyethylene. The molded in graphics on the ship's bow shall not be raised above the surface of the panel.

Fire Truck Ladder Rails horizontal bars shall be fabricated from 33 mm (1.315") and vertical bars from 25 mm (1") pre-galvanized steel tubing. Rails shall provide an enclosure, and shall have no gaps greater than 76 mm (3") and less than 254 mm (10"), especially between vertical rungs and posts. The welds shall be continuous around the entire perimeter. Ladder rails shall have a baked-on electrostatically applied polyester dry powder coating.

Fire Truck Toolbox Panels shall be rotationally molded from linear low density polyethylene. The optional molded in graphics shall not be raised above the surface of the panel.

Fire Truck Fender Panels shall be rotationally molded from linear low density polyethylene.

Fire Truck Tire Panels shall be rotationally molded from linear low density polyethylene. They shall have aesthetic hardware covering inserts fabricated from Aluminum Tread Plate. Assembly hardware is stainless steel.

Fire Truck Pumper Panels shall be rotationally molded from linear low density polyethylene. They shall have aesthetic hardware covering inserts fabricated from Aluminum Tread Plate. Assembly hardware is stainless steel. Pumper Panel Bell option is fabricated from High Density polyethylene and assembled into the panel.

Fire Truck Cab Panels (includes Cab left, Cab right and Roof with Lightbar) shall be rotationally molded from linear low density polyethylene. Pre-galvanized 48 mm (1.875) diameter steel tubes are used to reinforce the joints between the panels. The steel tubes shall have a baked-on electrostatically applied polyester dry powder coating.

Fire Truck Bumper/Steering Panels shall be rotationally molded from linear low density polyethylene. The grill in the steering panel shall be fabricated from high density polyethylene. Assembly hardware is stainless steel.

Dinosaur Counting Panel, Alphabet Panel and Finger Maze Panel shall be fabricated from tri color compression molded polyethylene with incised graphics to trace shapes. Panels shall be mounted in a rotationally molded linear low density polyethylene panel.

Routed Play Panels shall be fabricated from high density polyethylene with graphics routed in. Panels shall be mounted in a rotationally molded linear low density polyethylene panel.

Sign Panels shall provide enclosure and be non-climbable. The plastic panel shall have the manufacturer's trademark molded in to identify the source of the product. Sign panel shall be rotationally molded from linear low density polyethylene. The molded in graphics shall not be raised above the surface of the panel.

Graphics Panels shall provide enclosure and be non-climbable. The plastic panel shall have the manufacturer's trademark applied to identify the source of the product. Graphics panels shall be rotationally molded from linear low density polyethylene. The molded in graphics shall not be raised above the surface of the panel.

Fire Safety Panel shall be fabricated from tri color compression molded polyethylene with incised graphics to trace shapes. Panels shall be mounted in a rotationally molded linear low density polyethylene panel.

Bubble Mirror Panel shall consist of two 3 mm (.125") metalized bubbles with a non-removable filler of bubble wrap packaging material inside to prevent compression of bubbles. The mirror shall be attached to a rotationally molded linear low density polyethylene panel to provide enclosure. The panel shall have the manufacturer's trademark applied to identify the source of the product.

Mirror Panel mirror shall be fabricated from Type 430, 16 gauge, No. 2 bright annealed stainless steel. The mirror shall be attached to a rotationally molded linear low density polyethylene panel to provide enclosure. The plastic panel shall have the manufacturer's trademark applied to identify the source of the product.

Bubble Panel shall be fabricated from 6 mm (.25") thick, an extremely tough, impact resistant polycarbonate material and shall be optically clear. The bubble panel shall be attached to a rotationally molded from linear low density polyethylene panel to provide enclosure. The plastic panel shall have the manufacturer's trademark applied to identify the source of the product.

Window Panel shall be fabricated from 6 mm (.25") thick, an extremely tough, impact resistant polycarbonate material and shall be optically clear. The window panel shall be attached to a rotationally molded from linear low density polyethylene panel to provide enclosure. The plastic panel shall have the manufacturer's trademark applied to identify the source of the product.

Gear Panel shall be rotationally molded from linear low density polyethylene. Two Lexan sheets contain a set of gears and a crank that shall be rotationally molded from linear low density polyethylene. The plastic panel shall have the manufacturer's trademark applied to identify the source of the product.

Seven Station Play Factory shall be rotationally molded from linear low density polyethylene. Textured patterns, hand matching game and finger tracing maze shall be molded in. Two windows contain a set of gears that shall be rotationally molded from linear low density polyethylene. The periscope has polished stainless steel mirrors. Talk tube mouth pieces are stainless steel.

Activity Panels, Tic-Tac-Toe, Spelling, Math and Animal, shall consist of a cylinder assembly and enclosure panel. Cylinders shall have vertical support bars which shall be fabricated from 25 mm (1") O.D., pre-galvanized steel tubing. Panel and cylinders shall be rotationally molded from linear low density polyethylene. The molded-in graphics shall not be raised above the surface of the plastic. Panel mounting brackets shall be fabricated from 7 gauge, pre-galvanized sheet steel, and dichromate washed. After fabrication, all steel components shall have a baked-on electrostatically applied polyester dry powder coating.

Abacus Panel shall be rotationally molded from linear low density polyethylene. Spheres shall be fabricated from polyethylene with ultraviolet (UV) light stabilizers and color pigment molded in. Each of the polyethylene spheres shall be 70 mm (2.75") in diameter and be molded in red and yellow. Horizontal rails shall be fabricated from 25 mm (1") x 13 gauge pre-galvanized steel tubing.

Double Sided Routed Play Panels shall be fabricated from high density polyethylene with graphics routed in. Panels shall be mounted in a rotationally molded linear low density polyethylene panel

Fire Safety Panel shall be fabricated from tri color compression molded polyethylene with incised graphics to trace shapes. Panels shall be mounted in a rotationally molded linear low density polyethylene panel.

Infinity Loop Climber: climbers shall be rotationally molded from linear low density polyethylene. Footing supports are fabricated from pre-galvanized 42.2 mm (1.660") diameter steel tubing welded with 11 gauge pre-galvanized sheet steel. The center post shall be fabricated from 88.9mm (3.5") O.D. 11 ga pre-galvanized steel tubing with 11 gauge pre-galvanized sheet steel tabs. The supports and center post shall have a baked-on electrostatically applied polyester dry powder coating. Assembly hardware is stainless steel.

Friendship Globe shall be rotationally molded from linear low density polyethylene with ultraviolet (UV) stabilizers, raised continents and graphics molded in. Globe shall be mounted on 16 gauge 60 mm (2.375") pre-galvanized steel tubing and shall have a baked-on electrostatically applied polyester dry powder coating.

Kid Builders™ Panels, Lions Head Crawl Tunnel (U.S. Patent D-381056), Seat, Counter (U.S. Patent D-391615), Adjustable Counter and Door Panel shall be rotationally molded from linear low density polyethylene. The molded in graphics shall not be raised above the surface of the panel.

Safety Panels shall have the manufacturer's trademark applied to identify the source of the product. The panel shall be rotationally molded from linear low density polyethylene.

Safety Rails shall be fabricated from a combination of 33.4 mm (1.312") O.D. pre-galvanized steel tubing and 25.4 mm (1") O.D. pre-galvanized steel tubing. Side plates shall be fabricated from 3 mm (11 gauge) sheet steel. After assembly, panel shall have a baked-on electrostatically applied polyester dry powder coating.

Steel Crawl Panel shall consist of a fabricated from 33.4 mm (1.312") O.D. pre-galvanized steel tubing holding a panel fabricated from 3.0 mm (11 gauge) sheet steel. A ring fabricated of 33.4 mm (1.312") O.D. pre-galvanized steel tubing will line the hole in the sheet steel panel. After assembly, panel shall have a baked-on electrostatically applied polyester dry powder coating

Steel Crawl Tunnel shall consist of two panels fabricated from 33.4 mm (1.312") O.D. pre-galvanized steel tubing and 3.0 mm (11 gauge) sheet steel. A ring fabricated from 33.4 mm (1.312") O.D. pre-galvanized steel tubing will line the hole in the sheet steel panel. A panel shall be attached to each end of a tunnel constructed of punched and rolled 2.3 mm (13 gauge) sheet steel. After fabrication each piece shall have a baked-on electrostatically applied polyester dry powder coating, and assembled prior to shipment.

Steel Valance Panels shall be fabricated from pre-galvanized, punched 11 gauge sheet steel welded to pre-galvanized 33 mm (1.315") steel tubing. Steel store front shall consist of two components: a counter and top section which can be used together to simulate a general store, lemonade stand, ticket booth or used independently. After fabrication the components shall have a baked-on electrostatically applied polyester dry powder coating.

Steel Laser Cut Panels shall be fabricated from 33.4 mm (1.312") O.D. pre-galvanized steel tubing. Laser Cut panel & side plates shall be fabricated from 2.3 mm (13 gauge) sheet steel. After assembly, panel shall have a baked-on electrostatically applied polyester dry powder coating.

Steel Mirror Panel shall consist of a frame fabricated from 33.4 mm (1.312") O.D. pre-galvanized steel tubing holding a panel fabricated from 3.0 mm (11 gauge) sheet steel. A flange of 3.0 mm (11 gauge) steel mounts a mirror fabricated from 1.6 mm (16 gauge) stainless steel. Side plates shall be 3.0 mm (11 gauge) sheet steel. Prior to assembly, panel and flange shall have a baked-on electrostatically applied polyester dry powder coating.

Steel Seat Panel shall be fabricated from a combination of 33.4 mm (1.312") O.D. pre-galvanized steel tubing and 25.4 mm (1") O.D. pre-galvanized steel tubing. Side plates shall be 3.0 mm (11 gauge) sheet steel. Seat surface shall be vinyl-clad fabricated from 2.3 mm (13 gauge) punched & bent sheet steel. Panel shall have a baked-on electrostatically applied polyester dry powder coating.

Steel Tap-A-Tune® Panel shall be fabricated from 33.4 mm (1.312") O.D. pre-galvanized steel tubing. Panel and side plates shall be fabricated from 3 mm (11 gauge) sheet steel. Assembly shall contain a piano mechanism and a panel of 1.9 mm (14 gauge) galvanized steel, painted and silk screened with musical graphics. Prior to assembly, panel shall have a baked-on electrostatically applied polyester dry powder coating.

Steel Vehicle Panel shall be fabricated from a combination of 33.4 mm (1.312") O.D. pre-galvanized steel tubing and 25.4 mm (1") O.D. pre-galvanized steel tubing. Panel and side plates shall be fabricated from 3 mm (11 gauge) sheet steel. Headlights are fabricated from 127 mm (5" O.D. 11 gauge pre-galvanized round tubing with aluminum caps installed. Steering wheel shall be made from cast Tenzaloy, a high strength, self aging aluminum alloy. Prior to assembly, panel shall have a baked-on electrostatically applied polyester dry powder coating.

Steel Store Front shall be fabricated from pre-galvanized, punched 11 gauge sheet steel welded to pre-galvanized 33 mm (1.315") steel tubing. Steel store front shall consist of two components: a counter and top section which can be used together to simulate a store or used independently. After fabrication the components shall have a baked-on electrostatically applied polyester dry powder coating.

Steel Driving Panel shall be fabricated from a combination of 33.4 mm (1.312") O.D. pre-galvanized steel tubing and a laser cut plate fabricated from 2.3 mm (13 gauge) pre-galvanized sheet steel. Side plates shall be fabricated from 3 mm (11 gauge) pre-galvanized sheet steel. Steering wheel shall be made from cast Tenzaloy, a high strength, self aging aluminum alloy. Prior to assembly, panel shall have a baked-on electrostatically applied polyester dry powder coating.

Metal Tic-Tac-Toe Panel shall be fabricated from a combination of 33.4 mm (1.312") O.D. pre-galvanized steel tubing and 25.4 mm (1") O.D. pre-galvanized steel tubing. Side plates shall be 3.0 mm (11 gauge) sheet steel. Assembly will contain unpainted sand cast aluminum cylinders containing X's & O's. Prior to assembly, panel shall have a baked-on electrostatically applied polyester dry powder coating.

Metal Abacus Panel shall be fabricated from a combination of 33.4 mm (1.312") O.D. pre-galvanized steel tubing and 25.4 mm (1") O.D. pre-galvanized steel tubing. Side plates shall be 3.0 mm (11 gauge) sheet steel. Abacus balls shall be machined from aluminum. Prior to assembly, panel shall have a baked-on electrostatically applied polyester dry powder coating.

Woven Wire Panel shall consist of a frame fabricated from 33.4 mm (1.312") O.D. pre-galvanized steel tubing holding a panel of wire mesh with 6.35 mm (.25") diameter wire and 38.1 mm (1.5") x 38.1 mm (1.5") grid openings. Side plates shall be 3.0 mm (11 gauge) sheet steel. After assembly, panel shall have a baked-on electrostatically applied polyester dry powder coating.

Turning and Chinning Bars and Single Rails shall be fabricated from 33 mm (1.315") O.D. galvanized steel pipe and shall have a baked-on electrostatically applied polyester dry powder coating.

Hex Roof shall have the manufacturer's trademark applied to identify the source of the product. Roof shall be a double-wall construction. The roof shall be rotationally molded from linear low density polyethylene.

Roofs shall have the manufacturer's trademark applied to identify the source of the product. Roof shall be a double-wall construction. The roof shall be rotationally molded from linear low density polyethylene.

Thatch Roof shall have the manufacturer's trademark applied to identify the source of the product. Roof shall be a double-wall construction. The Thatch Roof shall be rotationally molded from linear low density polyethylene and assembled using M10 toggler bolts.

Tikes Peak Roof (with/without Snow or Lava Cap) shall be rotationally molded from linear low density polyethylene. Assembly hardware is stainless steel.

Steel and Steel Mesh Square Roofs shall consist of 4 pieces to be fabricated from 16 gauge pre-galvanized sheet steel with the mesh version containing 76 mm (3") x 6 mm (.25") slots punched in a regular pattern. The cupola shall be fabricated from 16 gauge pre-galvanized sheet steel and is installed using a 20.6 mm (.83") O. D. spacer. After fabrication the roofs shall have a baked-on electrostatically applied polyester dry powder coating.

Steel and Steel Mesh Hex Roofs shall consist of 6 pieces to be fabricated from 1.6 mm (16 gauge) sheet steel with the mesh version containing 76 mm (3") x 6 mm (.25") slots punched in a regular pattern. The cupola is fabricated from 2.3 mm (13 gauge) some of which is punched with 16 mm (.625") diameter holes and 3.0 mm (11 gauge) sheet steel. All parts shall have a baked-on electrostatically applied polyester dry powder coating.

Mesh Gable Roof shall have ribs fabricated from 11 gauge 127 mm (5") O.D. pre-galvanized steel tubing. Ribs shall be bent to a 610 mm (24") center line radius. Roof section shall be fabricated from 16 gauge pre-galvanized sheet steel with 6 x 76 mm (.25" x 3") slots punched over the entire surface to provide light. The roof section shall be mechanically attached to each rib to form the gable roof assembly. After fabrication the gable roof shall have a baked-on electrostatically applied polyester dry powder coating. The gable roof shall be assembled using a roof post cap, which shall be fabricated from standard Kid Builders sleeve material with an 11 gauge cap and tab.

Archway Roof arches shall be fabricated from 11 gauge 127 mm (5") O.D. pre-galvanized steel tubing. Arches shall be bent to a 610 mm (24") center line radius. Roof section shall be fabricated from 16 gauge pre-galvanized sheet steel with 6 x 76 mm (.25" x 3") slots fabricated over the entire surface to provide light. The roof section shall be mechanically attached to each arch to form the archway roof assembly. After fabrication the archway roof shall have a baked-on electrostatically applied polyester dry powder coating. The archway roof assembly shall be slipped inside Kid Builders™ arch sleeve posts with a drive screw tapped in flush to secure.

Double Archway Roof arches shall be fabricated from 11 gauge 127 mm (5") O.D. pre-galvanized steel tubing. Arches shall be bent to a 610 mm (24") center line radius. Roof section shall be fabricated from 16 gauge pre-galvanized sheet steel with 6 x 76 mm (.25" x 3") slots fabricated over the entire surface to provide light. The roof section shall be mechanically attached to each arch to form the archway roof assembly. After fabrication the archway roof shall have a baked-on electrostatically applied polyester dry powder coating. The archway roof assembly shall be slipped inside Kid Builders™ arch sleeve posts with a drive screw tapped in flush to secure.

Arches shall be fabricated from 11 gauge pre-galvanized steel and shall have a 127 mm (5") O.D. Arches shall be bent to a 610 mm (24") center line radius. After fabrication the arches shall have a baked-on electrostatically applied polyester dry powder coating. The arches shall be slipped inside Kid Builders™ arch sleeve posts with a drive screw tapped in flush to secure.

Hand Hold Loops shall be fabricated from 33 mm (1.315") O.D. galvanized steel tubing and shall have a baked-on electrostatically applied polyester dry powder coating. **Safety Loops** shall be fabricated from 33 mm (1.315") O.D. galvanized steel tubing with vertical rungs fabricated from 25 mm (1") O.D. pre-galvanized steel tubing. After fabrication all loop components shall have a baked-on electrostatically applied polyester dry powder coating. **Transition Loops** shall be fabricated from 42.2 mm (1.66") O.D. galvanized steel tube with a stub rail fabricated from 33 mm (1.315") O.D. galvanized steel welded into one end. All steel components shall have a baked-on electrostatically applied polyester dry powder coating.

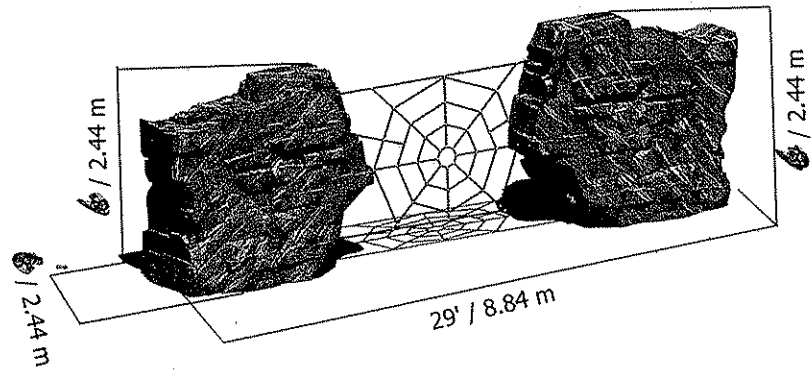
Talk Tubes shall be fabricated from 48 x 3.4 mm (1.90" x .135") wall steel tubing. The "Phone funnel" shall be fabricated from sheet steel capped with tubing and have a perforated steel insert inside. Talk Tubes shall have a baked-on electrostatically applied polyester dry powder coating.

All Steel Tube Components shall comply with ASTM standards: A-500, or A-513. The steel tube components shall be pre-galvanized. The components are freed of excess weld spatter and shall be cleaned in a multiple bath system which shall include a rust-inhibitive iron phosphate wash prior to painting.

Exceptions: 127 mm (5") O.D. aluminum posts.

DX Dynamo Rocks Net

Combination 01



DX-RC1101



THIS SPEC FOR AD-ON @
FOUR LAKES SITE

THREE LAKES I



Discover the DX difference
dynamoplaygrounds.com

DYNAMO ROCKS 97

DYNAMO ROCKS!

Alpine Series Information

SPECIFICATIONS AND DESCRIPTION

Manufactured from color integrated Glass Fiber Reinforced Concrete (GFRC) over structural steel frame. Glass fiber is Alkali Resistant (AR) type glass formulated for concrete. GFRC shall be 1,500 pounds per square inch in tension, 5,000 pounds per square inch in compression. Hardened GFRC is colored with an Alkali reactive chemical stain, which permanently changes the surface color of the concrete. Final coloring is achieved with latex stain made for concrete. GFRC is readily repairable no matter the age of the material.

The estimated delivery date will be confirmed within 24 hours prior to shipping. If delivery date is changed a service charge of 10% of the shipping charge will be added to the rescheduled shipping.

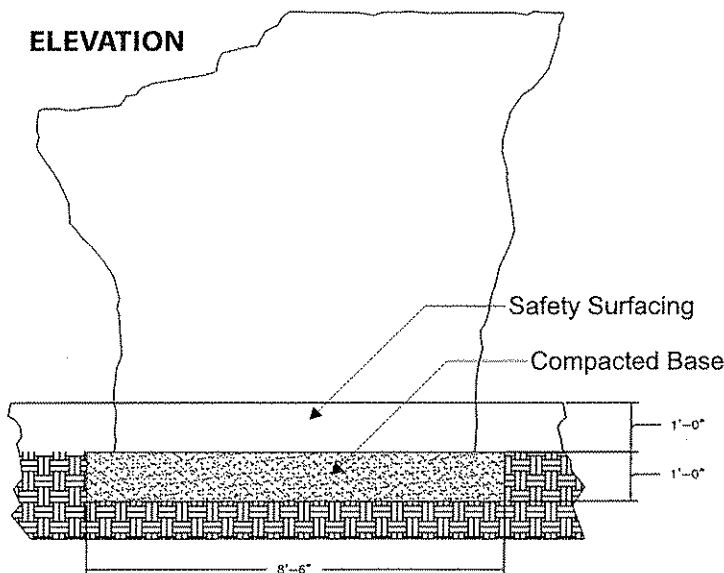
It is the responsibility of the installation contractor to coordinate with the driver to insure timely offloading. The truck will remain on-site for 2 hours after the appointed delivery time. After this period there would be a fee of \$50 per hour

INSTALLATION

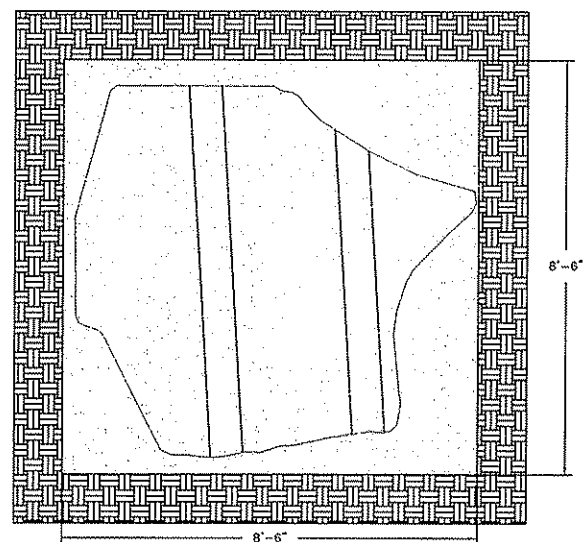
Read installation instructions thoroughly before starting installation process.

1. Foundation shall be prepared in advance of delivery of the climber. Base shall be compacted stone base - 12" minimum thickness with a vibratory compactor - to be determined by local soil conditions. Density requirement is 95% compaction with final condition of stone as level and stable so as not to shift when traveled on or during surface installation process. Area shall be 8'6" x 8'6".
2. King Peak is shipped in one piece on a Flatbed Semi to site. Fork Lift pockets are built in for lifting. Placement of components shall be placed with a Lull-type Forklift, Crane or Boom Truck capable of lifting 6,000 pounds centered on the compacted stone foundation. Test overall stability and rigidity of equipment. Take care in protecting the King Peak by not to make contact with concrete surface with installation equipment.
3. Shock absorbing properties of safety surfacing materials vary. If you determine that less or more than 12" of surfacing is required, make up the difference in elevation with earth and base before applying the surfacing. A soft, resilient surface should be placed around all climbers, extending at least eight feet in all directions surrounding the climber. NEVER INSTALL PLAY EQUIPMENT ON CONCRETE OR ASPHALT. A fall on a hard surface can result in serious injury to the equipment user.

ELEVATION



PLAN VIEW



This warranty does not apply to:

1. Damage resulting from improper use.
2. Any product, component or part not supplied by Manufacturer.
3. Defects generated by uses other than those for which it was created.
4. Damage resulting from vandalism.
5. Damage resulting from natural catastrophic events.
6. Normal expected wear or weathering such as colour changes, minor scratches or normal weather-related stains.
7. Accidents, injuries or liabilities which result from the use of Products or services.
8. Damage caused during shipment.
9. Damage which results from incorrect installation that does not conform to published instructions and specifications.

This warranty period of 12 months begins on the date that Products are shipped. The warranty starting and ending dates do not coincide with payment dates or the completion of work done by others. Warranty is void if sand or pea gravel safety surfacing is used as a resilient surface under products. NOTE: All concrete has naturally occurring hairline cracks and these are not product defects.

These warranties cover either replacement or repair, at the Manufacturer's discretion, of any Products according to the above descriptions. Transportation and installation-on-site costs are not covered by these warranties, except where specific arrangements are made with written consent from the Manufacturer.

To make claim under the terms of the Warranty, the Buyer's written statement of claim, along with a copy of the original invoice, maintenance records, and supporting photographs, must be sent to the below listed address.

OPTIONS:

Optional Equipment Includes:


- ASCENT CLIMBER™ (Max. Qty: 1) #DX-RO9250N

DYNAMO ROCKS!


Alpine Series Information




Start with a base of compacted aggregate



King Peak is shipped in one piece on a Flatbed Semi

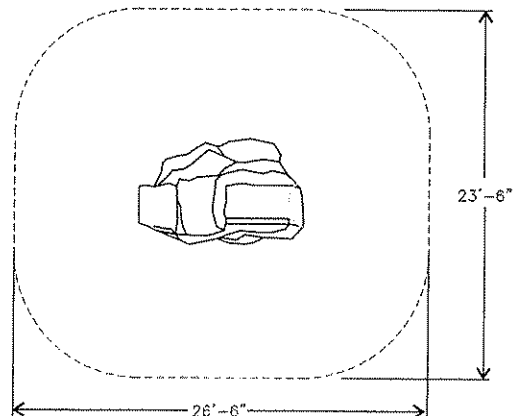


Forklift pockets built in for Lifting



Lower the King Peak into place with a Lull-type Forklift, Crane or Boom

⚠ WARNING
INSTALLATION OVER
A HARD SURFACE
SUCH AS CONCRETE,
ASPHALT, OR PACKED
EARTH MAY RESULT
IN SERIOUS INJURY
OR DEATH
FROM FALLS.



COMMITMENT TO SAFETY

Nothing is more important than a safe, positive play environment for children to play in. Our commitment to providing this positive environment starts with meeting and/or exceeding compliance with the performance safety specifications established by organizations such as ASTM, CPSC, CSA and EN. Beyond compliance, we are an active participant in many of these standard writing bodies providing input into the standard development process. Our associates and representatives have the knowledge and experience to provide positive play designs that provide the challenge and play value for all children.

Commitment to the Environment

Protecting and preserving the environment for our children's future is a priority of everyone at PlayPower LT Farmington, Inc. We are committed to closing the recycling loop by using pre and post-consumer recycled material wherever possible and by ensuring that nearly everything we make can be recycled back into the environment. From steel and aluminum to rubber and plastic, almost everything we make uses some amount of recycled material. By installing a Little Tikes Commercial® play structure we are all doing our part to ensure a better world for our children.

GUIDELINES AND STANDARDS

CPSC

The Consumer Product Safety Commission (CPSC) created playground safety guidelines to help local communities, schools, day care centers, corporations and other groups build safe playgrounds. The Handbook for Public Playground Safety, first published in 1981 includes safety guidelines for designing, constructing, operating and maintaining public playgrounds.

U.S. Consumer Product Safety Commission
 Washington, D.C. 20207
 E-mail: info@cpsc.gov
 www.cpsc.gov

ASTM

The American Society for Testing and Materials (ASTM) is an independent world renowned developer of technical standards utilized in testing products. Standard Consumer Safety Performance Specifications for Playground Equipment for Public Use, F1487 establishes nationally recognized safety standards for public playground equipment.

American Society for Testing and Materials
 100 Barr Harbor Drive
 West Conshohocken, PA 19428-2959
 E-Mail: service@astm.org

CSA

Canadian Standard Association (CSA) is an independent organization whose mission is to provide an open and effective forum for activities facilitating the development of standards to meet national needs. The CSA Standard CAN/CSA-Z614, A Guideline on Children's Playspaces and Equipment was approved.

Canadian Standard Association
 5060 Spectrum Way Suite 100
 Mississauga, Ontario, Canada L4W 5N6
 1-800-463-6727
 www.csa.ca

TÜV Product Service

TÜV Product Service is a world renowned leader in testing and certification activities. European Standard EN1176 is the most up-to-date combined European Standard for Commercial Playground Equipment. Use of the TÜV certification mark is evidence to the customer of product quality and compliance to stringent safety standards.

TÜV Product Service
 Ridlerstrasse 31
 80339 Munich, Germany
 E-Mail: info@tuvglobal.com

ASTM-F1487 CPSC CAN/CSA-Z614 EN1176

KidBuilders®, SkyBuilders™, PlayBuilders®, MaxPlay® Systems and PlayCenters equipment has been tested to be in conformance with safety requirements and standards set forth by ASTM Standard F1487, excluding sections 10 and 12.6.1.

In the interest of playground safety, IPEMA provides a Third Party Certification Service whereby a designated independent laboratory validates a participant's certification of conformance to ASTM F1487, Standard Consumer Safety Performance Specification for Playground Equipment for Public Use, except sections 10 & 12.6.1; CAN/CSA Z614, Children's Playspaces and Equipment, except clauses 9.6, 10.5 & 11.1.1; or both. The use of the corresponding logo in Little Tikes Commercial® catalog signifies that Little Tikes Commercial has received written validation from the independent laboratory that the product(s) associated with the use of the logo conforms with the requirements of the indicated standard. Check the IPEMA website (www.ipema.org) to confirm product validation.

Validation is an ongoing process as new products are certified and released. Please contact your local representative for an updated listing or visit our web site at <http://www.littletikescommercial.com>

When installed according to our layout drawings and installation instructions, KidBuilders, SkyBuilders, PlayBuilders, MaxPlay Systems and PlayCenters play equipment meet guidelines as defined in the U.S. Consumer Product Safety Commission's Handbook for Public Playground Safety and the Canadian Standard CAN/CSA-Z614.

KidBuilders, PlayBuilders, MaxPlay, PlayCenters and Spring Riders have been certified to the EN 1176 by TÜV Product Service GMBH.



PlayPower LT Farmington, Inc. is a member in good standing of IPEMA, the International Play Equipment Manufacturers Association. IPEMA is a member-driven international trade organization that represents and promotes an open market for manufacturers of play equipment.



American Welding Society Certified D1.1



Canadian Welding Bureau Certified



PlayPower LT Farmington, Inc. Is certified to ISO 9001:2000





Full One-Year Warranty

PlayPower LT Farmington, Inc., (PPLT) warrants that if any product components fail due to defects in materials or workmanship, within one year from date of delivery, PPLT will repair or replace such defective components by providing free of charge replacement part(s) to the site. PPLT will not be responsible for the cost of labor for the removal of nor the cost of labor for the installation of repaired or replacement part(s). In addition, the following limited warranties apply from date of delivery for the following PPLT products and components:

Limited 100-Year Warranty

On all KidBuilders® aluminum posts and steel clamps, under normal use and proper maintenance, against structural failure due to corrosion or deterioration from exposure to weather caused by defects in materials and workmanship.

Limited 100-Year Warranty

On KidBuilders, SkyBuilders®, PlayBuilders®, N-R-G Builders® and MaxPlay® steel posts and stainless steel hardware, under normal use and proper maintenance, against structural failure due to corrosion or deterioration from exposure to weather caused by defects in materials and workmanship.

Limited 50-Year Warranty

On the performance of LandSoft® Rubber Mulch safety surfacing.

Limited 15-Year Warranty

On KidBuilders, SkyBuilders, PlayBuilders, N-R-G Builders and MaxPlay main structures under normal use and proper maintenance against structural failure due to corrosion or deterioration from exposure to weather caused by defects in materials and workmanship. This warranty includes only the vinyl clad decks, rails, loops and rungs that comprise the main structure.

Limited 15-Year Warranty

On all KidBuilders, SkyBuilders, PlayBuilders, N-R-G Builders, MaxPlay and Versa-Climb® polyethylene slides and enclosures, plastic components and stainless steel slides under normal use and proper maintenance against structural failure caused by defects in materials and workmanship.

Limited 10-Year Warranty

On all ShadeBuilders® steel frames under normal use and proper maintenance against failure due to corrosion, deterioration or faulty workmanship.

Limited 10-Year Warranty

On LandSoft® Rubber Mulch color steadfastness.

Limited 8-Year Warranty

On the performance and appearance of LandSoft Synthetic Turf safety surfacing. Please contact your local representative for more information.

Limited 5-Year Warranty

On all ShadeBuilders fabric due to rot, UV deterioration (shades of red are limited to 3 years) or defective workmanship.

Limited 5-Year Warranty

On all nylon rope steel cables and Matrix® steel cables against structural failure due to corrosion or deterioration from exposure to weather caused by defects in materials and workmanship.

Limited 5-Year Warranty

On all Clever Climbers® polyethylene slides, enclosures, main structure, decks, and plastic components against failure caused by defects in materials and workmanship.

Limited 3-Year Warranty

On KidTiles®, KidTimbers® Border Panels, RockTimbers® Border Panels, Playground Sculptures and all KidRiders® products (excluding spring assemblies) against structural failure due to defects in materials and workmanship.

Limited 1-Year Warranty

On all Learning Lab® Sensory Tables and Tot Tree plastic components (excluding storage totes) against failure caused by defects in materials and workmanship.

The above mentioned warranties do not include any cosmetic issues, e.g., scratches, rope fraying, dents, marring, fading of colors and discoloration of wood due to weathering, and are valid only if the products are installed in conformity with the layout plan and/or installation instructions furnished by PPLT; have been maintained and inspected in accordance with PPLT's instructions; have not been subjected to misuse, negligence or accident; have not been subjected to addition of substitution of parts; and have not been modified, altered or repaired by persons other than PPLT or PPLT's designees. Labor and damage resulting from vandalism, abnormal use, incorrect installation, or lack of maintenance are not covered by this warranty.

Except as specifically stated herein, all warranties, express or implied, including but not limited to any implied warranty of MERCHANTABILITY or FITNESS FOR A PARTICULAR PURPOSE are hereby EXCLUDED. This warranty excludes any liability other than expressly stated including but not limited to any incidental or consequential damages.

Additional PPLT Policies

For information on warranty claim procedures, contact the nearest PPLT location (see back cover) or write to: PlayPower LT Farmington, Inc., P.O. Box 897, Farmington, Missouri 63640.

Pricing

Prices are subject to change without notice. All orders are subject to approval by PlayPower LT Farmington, Inc.'s, general office. Prices are F.O.B. Farmington, Missouri and do not include freight. Lease purchasing option is available through the Lease Program.

Specifications

Product specifications in this catalog were correct at the time of publication. However, PlayPower LT Farmington, Inc. has a history and policy of continuous product development and improvement and therefore reserves the right to improve, alter or discontinue specifications without notice.

Loss or Damage on Transit

A signed bill of lading is our receipt from a carrier that our shipment to you was complete and in good condition. Before you sign, please check this bill of lading carefully when the shipment reaches you to make sure there are no damages or shortages. Once the shipment leaves our plant, we are no longer responsible for any damage, loss or shortage.

Cancellations and Returns

Cancellations will be accepted upon written notification at our offices. Returns will be accepted only when freight charges are prepaid and we have expressly authorized the return. Parts not included are custom parts, as well as used or damaged parts. There will be a restocking fee for all returned orders and on cancelled orders.

Replacement Parts

For park and playground replacement parts, contact the nearest PPLT location (see back cover).

