

AVAIL BUSINESS SYSTEMS

P.O. Box 1030
 JOHNSTOWN, PA 15907
 (814) 479-4000 Fax: (814) 479-4162

QUOTATION
 № 3310

TO

State of West Virginia
 Dept of Administration
 Purchasing Division
 2019 Washington Street East
 Charleston WV 25305-0130

DATE
 March 4, 2009

WE ARE PLEASED TO QUOTE AS FOLLOWS:

YOUR INQUIRY WVDC

F.O.B.	Delivered	TERMS	net 30 days	ESTIMATED SHIPPING DATE	4 weeks ARO
--------	-----------	-------	-------------	-------------------------	-------------

QUANTITY	DESCRIPTION	PRICE	AMOUNT
	Jeter Systems EZ10 High Density Mobile File System to include: (1) Single Faced Stationary Carriage 11'L x 17"D (5) Double Faced Mobile Carriages 13'6"L x 32"D (1) Single Faced Mobile Carriage 13'6"L x 17"D 66 Linear Ft. Low Profile Rail (7) Steel End Panels (1) Waist High Security Lock (1) Lot of 6 High Cantilever Shelving 3 Adjustable dividers/shelf		
		Net Total	38,669.64
		Installation	3,183.00
		Freight	450.00
		Total	42,302.64

RECEIVED

2009 MAR -5 A 10: 18

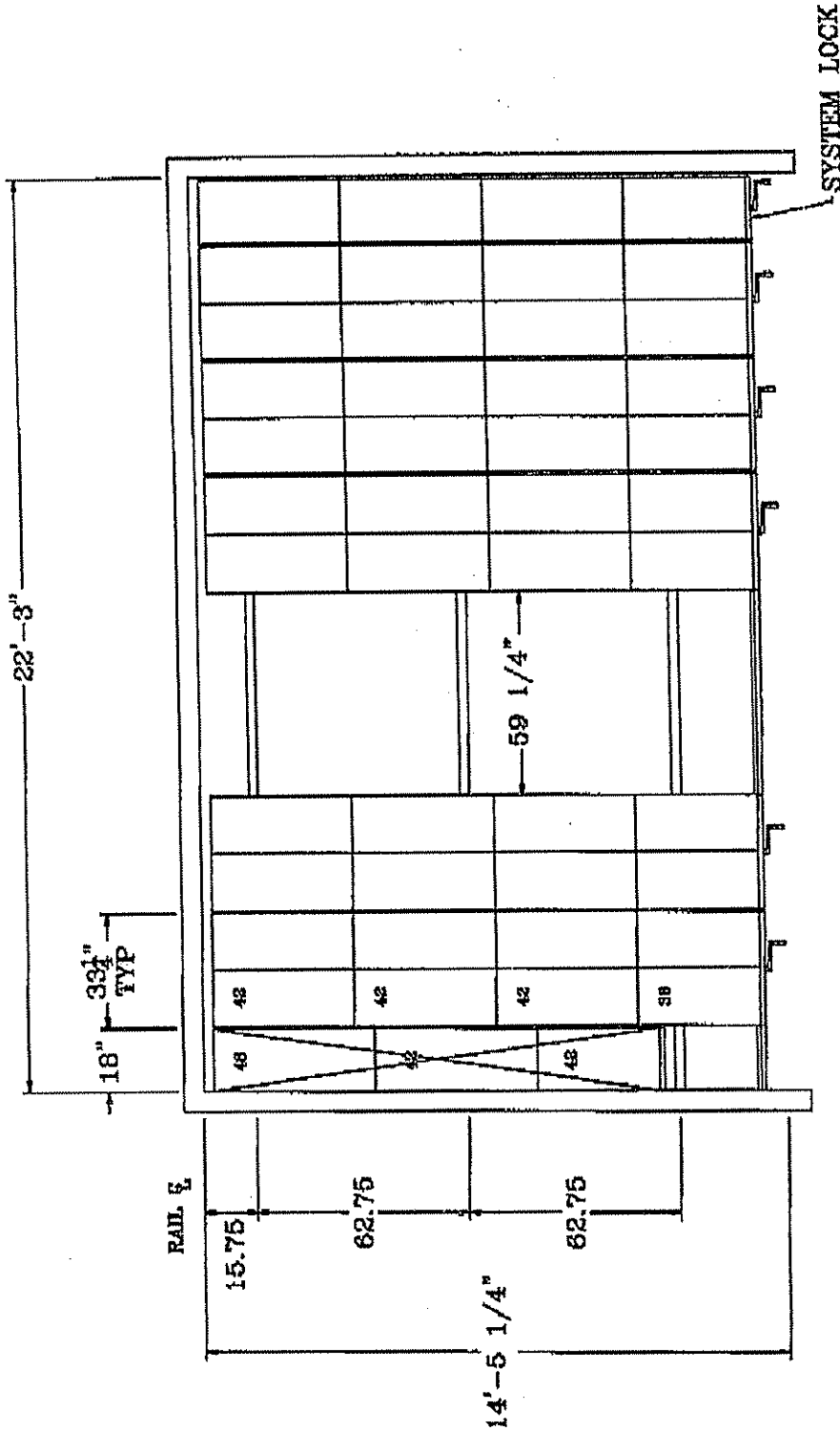
PURCHASING DIVISION
 STATE OF WV

ABOVE PRICES GOOD FOR _____ DAYS

OFFICIAL SIGNATURE *Philip J Cotchen*

Important Notice

The filing system suggested herein may vary in weight. Loads in excess of rated floor strength may require structural reinforcement. It is the user's responsibility to determine weight load capability. These drawings are not intended to represent a fully loaded system. All dimensions are in feet and inches. 1/4" = 1/4" scale.



- Jeter EZ10 Roller Mechanically Aided High Density Mobile Filing System
- Utilizing 89 1/2" High Cantilever Shelving
- Total system filing capacity: 67,696 Linear Filing Inches
- Approximate total system weight: 3,141 lbs. (not including media or shelving)
- Minimum overall system height: 77.250"

jeter.
 systems
 Manufacturers of High Quality
 Color Coding Filing Systems
 and Mobile Storage Systems
 Since 1971.

WV Dept Of
 Corrections

Submitted by: Phil Cotchran
 Date: 3/4/02
 Approved by: TS1483
 Approved by: N/A
 Approved by: Todd

Phone: 814-479-4090
 Fax: 814-479-4182
 NYS



State of West Virginia
 Department of Administration
 Purchasing Division
 2019 Washington Street East
 Post Office Box 50130
 Charleston, WV 25305-0130

Request for Quotation

RFQ NUMBER: **COR61399**

PAGE: **3**

ADDRESS CORRESPONDENCE TO ATTENTION OF:
JOHN ABBOTT
304-558-2544

RFQ COPY
 TYPE NAME/ADDRESS HERE

DIVISION OF CORRECTIONS
617 LEON SULLIVAN WAY
CHARLESTON, WV
25301 304-558-8045

DATE PRINTED	TERMS OF SALE	SHIP VIA	FOB	FREIGHT TERMS
02/01/2009				

BID OPENING DATE: **02/26/2009** BID OPENING TIME: **01:30PM**




LINE	QUANTITY	UOP	CAT. NO.	ITEM NUMBER	UNIT PRICE	AMOUNT
<p>THE BID SHOULD CONTAIN THIS INFORMATION ON THE FACE OF THE ENVELOPE OR THE BID MAY NOT BE CONSIDERED:</p> <p>SEALED BID</p> <p>BUYER: JOHN ABBOTT-----</p> <p>RFQ. NO.: COR61399-----</p> <p>BID OPENING DATE: 2/26/2009-----<i>3/5/09</i>-----</p> <p>BID OPENING TIME: 1:30 PM-----</p> <p>PLEASE PROVIDE A FAX NUMBER IN CASE IT IS NECESSARY TO CONTACT YOU REGARDING YOUR BID: <i>814 479 4163</i>-----</p> <p>CONTACT PERSON (PLEASE PRINT CLEARLY): <i>PHILIP COTCHEN</i>-----</p> <p>***** THIS IS THE END OF RFQ COR61399 ***** TOTAL: _____</p>						

SEE REVERSE SIDE FOR TERMS AND CONDITIONS

SIGNATURE	TELEPHONE	DATE
TITLE	FAX	ADDRESS CHANGES TO BE NOTED ABOVE

WHEN RESPONDING TO RFQ, INSERT NAME AND ADDRESS IN SPACE ABOVE LABELED 'VENDOR'

Dual Ramp - Leveling



Jeter EZ9 & EZ10 Mobile Systems

High-Density Mobile Storage

Whether you are storing files, supplies, electronic media, or reference materials, the EZ9 and EZ10 mobile systems are ideal for any environment where space is at a premium. EZ systems can be installed on top of an existing floor, or they can be integrated into the floor in renovation or new construction projects.


Visually Pleasing while Saving Space

Jeter mobile systems offer a complete spectrum of design possibilities, with color and texture choices to create visual harmony in any environment. End panels are available in painted steel, laminated with either self-edge, t-edge, radius-edge, or custom-edge treatments. Double-faced shelving is arranged in a "T" intersection to the wall, allowing you to create aisles only when and where you need them, eliminating the need for fixed aisles.

Configurable as Your Needs Change


Available in manual and mechanical-assist options, this sturdy system is designed for life and can be configured to your exact specifications.

EZ9 or EZ10 are ideal solutions for filing environments where high capacity, low access, and secure storage are required.



jeter[®]
www.jetersystems.com

Grouted Universal Track Assembly



About Jeter

As a recognized leader in the records and information management industry, we develop custom solutions that enable our customers to control, store and access critical information. We offer top quality filing systems, media storage equipment and specialists that solve complex records and information management challenges. With years of experience, we serve clients in a variety of industries including legal, finance, healthcare, insurance, manufacturing, education and government.



CONTACT ONE OF OUR REPRESENTATIVES TODAY:

1-800-321-8261

• Jeter Systems •

Akron, OH

www.jetersystems.com

SPECIFICATIONS

Unit Dimensions

Height, width and depth are designed to client specifications. EZ deck and carriages add 7¼" height to the overall storage system.

Carriages

The double-flanged wheel design eliminates carriage de-railing and ensures easier guidance with no adjustment along the track. Sealed, permanently lubricated bearings provide smooth carriage movement and maintain long life with minimal maintenance. The carriage incorporates a 1" lip for shelving uprights and bases.

Track and Rail

EZ deck, track and rail set the industry standard for strength and durability. Jeter certified installers laser level the system to ¼", and secure and support the track and rail with permanent, non-shrink grout. Additionally, Jeter certified installers use factory produced track spacers to evenly and accurately space track and rail, preventing wheel, carriage and rail wear over time.

Deck

Supported by steel channels and anchored into the sub-floor, the EZ deck provides a flush walking surface free of tripping hazards. The decks are constructed of industrial grade particleboard for uniform thickness and strength. Ramp access makes the system ADA compliant.

Shelving

Use your existing shelving or select from one of the many Jeter shelving or cabinet options. Shelving is secured to the carriages with vibration-resistant fasteners.

OPERATION

Manual

Manually operated storage systems are recommended for small offices where weight loads and retrieval rates are minimal. You simply move the carriage handle in the direction you want the system to move.

Mechanical-Assist

In larger settings, where carriages are longer and weight loads are greater, the mechanical-assist EZ system is ideal. The system's gears do most of the work; you simply rotate the carriage handle and the system does the rest.

EZ9 versatile mechanical carriages can maneuver up to 700 pounds per linear foot, making them ideal for light media such as letter and legal-size files. EZ10 heavy duty mechanical carriages can bear up to 1,000 pounds per linear foot, perfect for heavy media.

Electrical

When an EZ system needs to move effortlessly, EZ11 Powered System is the answer. One touch of the directional control button opens the aisle automatically. EZ11 is ideal for environments where large amounts of material are stored, heavy materials are involved, and user access is frequent. The controller is designed for intuitive user operation. And, safety is engineered into this system. Safety sweeps stop carriage movement when an object is encountered. The sweep is located at foot level and extends the full length of the carriages. The entire EZ11 system is UL listed.

Benefits

Industry leading design and high-quality materials ensure system lasts for life

Built-in safety function complies with occupational safety and health regulations

Configurable to your specifications and adaptable as your office environment changes

Lockable, secure storage helps you meet privacy legislation requirements

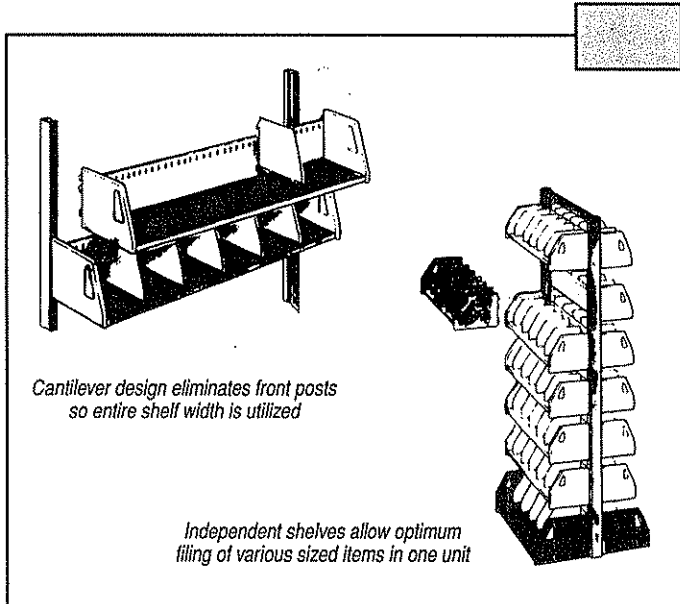
Double your storage capacity

High-density, multimedia storage in one area

RECORD MASTER Details - Cantilever Filing

OPEN SHELF FILING

LETTER SIZE
2 - 2-1/2 lbs. per filing inch
LEGAL SIZE
2-1/2 - 3 lbs. per filing inch



Welded Frames

- † 16 gauge upright columns
- † Columns 1-1/4" wide x 2" deep
- † 16 gauge top and bottom spreaders
- † Top spreaders 2-1/2" high x 1" deep
- † Bottom spreaders 1-3/4" high x 1" deep
- † Slotted 1" on center
- † Two adjustable levelers included
- † Individual units; no starters or adders

Divider Base Shelves

- † Single face and double face
- † Letter and legal sizes
- † 16 gauge base brackets
- † 18 gauge base shelves
 - 5" integral back stop
 - Slotted 1" on center for file dividers
 - Five dividers included per face with 36" wide base; four dividers per face with 30" wide base
- † Base shelf full depth for folder protection
- † Base height including bottom shelf is 3"
- † Adjustable levelers for base shelf optional

Adjustable Divider Shelves

- † Letter and legal sizes
- † 16 gauge end bracket
- † 18 gauge shelves
 - 5" integral back stop
 - Slotted 1" on center for file dividers
 - Five dividers included with 36" wide units; four with 30" wide units
- † 3/4" high at front edge
- † Clear width of 35-3/8" on 36" wide units; 29-3/8" on 30" wide units
- † File folders overhang shelves 2" for easy access

File Dividers

- † Letter and legal depths
- † 6" high
- † 18 gauge

Sliding Reference Shelf

- † Letter and legal sizes
- † Protrudes in closed position 2" from adjustable shelves thus matching base depth
- † Optional flush models available

Metal End Panels

- † Single face and double face sizes
- † Letter and legal sizes
- † Extend full width and height of unit
- † For row ends
- † Adds 1-1/2" per panel to unit width or length of run
- † Adds 0" to unit depth

Steel Canopy Tops

- † Single face and double face sizes
- † Letter and legal sizes
- † Extend full width and depth of unit bases
- † 1-1/2" front edge
- † 18 gauge top
- † 14 gauge support brackets

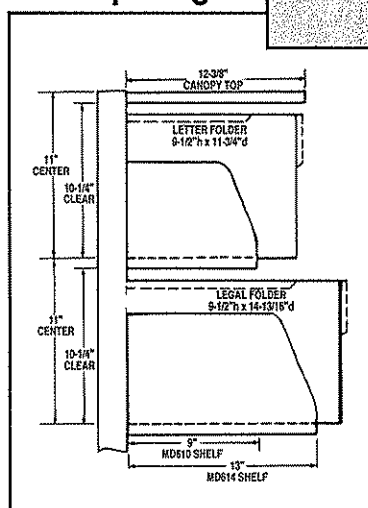
Standard Dimensions

Heights:
78", 84", 90", 93"

Widths:
30", 36"

Depths:
Single Face Letter 13"
Single Face Legal 16"
Double Face Letter 26"
Double Face Legal 32"

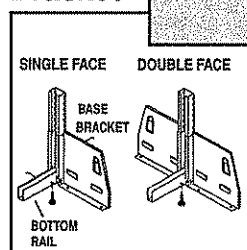
Shelf Spacing



Filing Openings, Adjustable Shelves & Filing Inches

Height	Number of Openings		Actual Filing Space			Number of Adj. Shelves		Single Face Unit	
	w/out Canopy Top	with Canopy Top	10" Spacing 9-1/4" Actual Filing Space	11" Spacing 10-1/4" Actual Filing Space	12" Spacing 11-1/4" Actual Filing Space	w/out Canopy Top	with Canopy Top	Filing Inches w/out Canopy Top	Filing Inches with Canopy Top
78"	7	7	36" wide	10" spacing		6	6	248"	248"
	6	6	36" wide	11" spacing		5	5	212"	212"
	6	6	36" wide	12" spacing		5	5	212"	212"
84"	7	7	36" wide	10" spacing		6	6	248"	248"
	7	7	36" wide	11" spacing		6	6	248"	248"
	6	6	36" wide	12" spacing		5	5	212"	212"
90"	8	8	36" wide	10" spacing		7	7	283"	283"
	8	7	36" wide	11" spacing		7	6	283"	248"
	7	7	36" wide	12" spacing		6	6	248"	248"
93"	9	8	36" wide	10" spacing		8	7	318"	283"
	8	8	36" wide	11" spacing		7	7	283"	263"
	7	7	36" wide	12" spacing		6	6	248"	248"

Frame with Base Bracket



Dimension Specifications

- † Length of run = nominal widths +1/16" per unit and 1-1/2" for each optional steel end panel
- † Actual single unit width = nominal width +1/16" and 1-1/2" for each optional steel end panel
- † Actual single face unit depth = nominal depth +1-3/8" and 0" for optional steel end panel
- † Actual double face unit depth = nominal depth +7/16" and 0" for optional steel end panel

Cantilever