



Department of Administration
 Purchasing Division
 2019 Washington Street East
 Post Office Box 50130
 Charleston, WV 25305-0130

State of West Virginia
Delivery Order

Order Date: 12-03-2021

CORRECT ORDER NUMBER MUST APPEAR
 ON ALL PACKAGES, INVOICES, AND
 SHIPPING PAPERS. QUESTIONS
 CONCERNING THIS ORDER SHOULD BE
 DIRECTED TO THE DEPARTMENT
 CONTACT.

Order Number:	CDO 0511 2680 BMS2200000017 1	Procurement Folder:	972504
Document Name:	CR104-MMIS Data Layout Updates	Reason for Modification:	
Document Description:	CR104-MMIS Data Layout Updates		
Procurement Type:	Central Delivery Order		
Buyer Name:	Crystal G Husted		
Telephone:	(304) 558-2402		
Email:	crystal.g.husted@wv.gov		
Shipping Method:	Best Way	Master Agreement Number:	CMA 0511 HHR2100000002 1
Free on Board:	FOB Dest, Freight Prepaid		

VENDOR	DEPARTMENT CONTACT																				
Vendor Customer Code: 000000103433 INTERNATIONAL BUSINESS MACHINES CORPORATION NEW ORCHARD RD ARMONK NY 10504 US Vendor Contact Phone: 999-999-9999 Extension: Discount Details: <table border="1"> <thead> <tr> <th></th> <th>Discount Allowed</th> <th>Discount Percentage</th> <th>Discount Days</th> </tr> </thead> <tbody> <tr> <td>#1</td> <td>No</td> <td>0.0000</td> <td>0</td> </tr> <tr> <td>#2</td> <td>No</td> <td></td> <td></td> </tr> <tr> <td>#3</td> <td>No</td> <td></td> <td></td> </tr> <tr> <td>#4</td> <td>No</td> <td></td> <td></td> </tr> </tbody> </table>		Discount Allowed	Discount Percentage	Discount Days	#1	No	0.0000	0	#2	No			#3	No			#4	No			Requestor Name: Kelly (Jimmy) Dowden Requestor Phone: (304) 356-4861 Requestor Email: jimmy.k.dowden@wv.gov <div style="text-align: center; font-size: 2em; font-weight: bold;">22</div> FILE LOCATION _____
	Discount Allowed	Discount Percentage	Discount Days																		
#1	No	0.0000	0																		
#2	No																				
#3	No																				
#4	No																				

INVOICE TO	SHIP TO
PROCUREMENT OFFICER: 304-352-4286 HEALTH AND HUMAN RESOURCES BUREAU FOR MEDICAL SERVICES 350 CAPITOL ST, RM 251 CHARLESTON WV 25301-3709 US	PROCUREMENT OFFICER: 304-352-4286 HEALTH AND HUMAN RESOURCES BUREAU FOR MEDICAL SERVICES 350 CAPITOL ST, RM 251 CHARLESTON WV 25301-3709 US

Purchasing Division's File Copy

Total Order Amount:	\$372,544.00
----------------------------	--------------

CA 12/7/21

PURCHASING DIVISION AUTHORIZATION
 DATE: *Linda Harper 12/7/21*
 ELECTRONIC SIGNATURE ON FILE

ENTERED

ENCUMBRANCE CERTIFICATION
 DATE: *12/07/2021*
 ELECTRONIC SIGNATURE ON FILE

Extended Description:

CR104-MMIS Data Layout Updates

Service Dates: 12/22/21-06/30/22

Total: \$372,544.00

Line	Commodity Code	Quantity	Unit	Unit Price	Total Price
1	80101606	0.00000		\$0.0000	\$100,775.00
Service From	Service To	Manufacturer	Model No	Delivery Date	
2021-12-22	2022-06-30				

Commodity Line Description: Milestone 1-Requirements and Design

Extended Description:

Project monitoring and evaluation

See attached pricing pages.

Milestone 1-Requirements and Design

BI Developer: 31 Hours @ \$178.00=\$5,518.00
BI Lead (Data Management Consultant): 3 Hours @ \$219=\$657.00
Business Analyst: 5 Hours @ \$151.00=\$755.00
Business Lead: 2 Hours @ \$219.00=\$438.00
Data Architect: 312 Hours @ \$219.00=\$68,328.00
Data Warehouse Lead (Data Management Consultant) 13 Hours @ \$219.00=\$2,847.00
Database Administrator: 8 Hours @ \$178.00=\$1,424.00
Document Management Lead: 16 Hours @ \$219.00=\$3,504.00
ETL Engineer: 13 Hours @ \$151.00=\$1,963.00
ETL Lead (Data Management Consultant): 57 Hours @ \$219=\$12,483.00
Implementation Manager: 1 Hours @ \$265.00 = \$265.00
Project Manager: 1 Hour @ \$219.00=\$219.00
Technical Lead: 4 Hours @ \$265=\$1,060.00
Testing Manager: 6 Hours @ \$219.00 = \$1,314.00

Total: 472 Hours = \$100,775.00

Line	Commodity Code	Quantity	Unit	Unit Price	Total Price
2	80101606	0.00000		\$0.0000	\$221,852.00
Service From	Service To	Manufacturer		Model No	Delivery Date
2021-12-22	2022-06-30				

Commodity Line Description: Milestone 2-Development and Testing

Extended Description:

Project monitoring and evaluation

See attached pricing pages.

Milestone 2-Development and Testing

BI Developer: 126 Hours @ \$178.00=\$22,428.00
 BI Lead (Data Management Consultant) 5 Hours @ \$219.00=\$1,095.00
 Business Lead: 2 Hours @ \$219=\$438.00
 Data Architect: 238 Hours @ \$219.00=\$52,122.00
 Data Warehouse Lead (Data Management Consultant) 3 Hours @ \$219.00=\$657.00
 Database Administrator: 11 Hours @ \$178.00=\$1,958.00
 Document Management Lead: 16 Hours @ \$219.00=\$3,504.00
 ETL Engineer: 475 Hours @ \$151.00=\$71,725.00
 ETL Lead (Data Management Consultant): 11 Hours @ \$219=\$2,409.00
 Implementation Manager: 2 Hours @ \$265.00 = \$530.00
 Project Manager: 1 Hour @ \$219.00=\$219.00
 Release Manager (ETL Engineer) 8 Hours @ 151.00=\$1,208.00
 Technical Lead: 2 Hours @ \$265=\$530.00
 Tester (Business Analyst) 371 Hours @ \$151.00=\$56,021.00
 Testing Manager: 32 Hours @ \$219.00 = \$7,008.00

Total: 1,303 Hours = \$221,852.00

Line	Commodity Code	Quantity	Unit	Unit Price	Total Price
3	80101606	0.00000		\$0.0000	\$49,917.00
Service From	Service To	Manufacturer		Model No	Delivery Date
2021-12-22	2022-06-30				

Commodity Line Description: Milestone 3-Implementation

Extended Description:


Project monitoring and evaluation

See attached pricing pages.

Milestone 3-Implementation

BI Developer: 2 Hours @ \$178.00=\$356.00
 BI Lead (Data Management Consultant) 3 Hours @ \$219.00=\$657.00
 Business Analyst: 4 Hours @ \$151.00=\$604.00
 Business Lead: 5 Hours @ \$219=\$1,095.00
 Data Architect: 13 Hours @ \$219.00=\$2,847.00
 Data Warehouse Lead (Data Management Consultant) 5 Hours @ \$219.00=\$1,095.00
 Database Administrator: 4 Hours @ \$178.00=\$712.00
 Document Management Lead: 9 Hours @ \$219.00=\$1,971.00
 ETL Engineer: 71 Hours @ \$151.00=\$10,721.00
 ETL Lead (Data Management Consultant): 18 Hours @ \$219=\$3,942.00
 Project Manager: 105 Hours @ \$219.00=\$22,995.00
 Release Manager (ETL Engineer) 5 Hours @ 151.00=\$755.00
 Tester (Business Analyst) 10 Hours @ \$151.00=\$1,510.00
 Testing Manager: 3 Hours @ \$219.00 = \$657.00

Total: 257 Hours = \$49,917.00



WV DHHR MEDICAID ENTERPRISE DATA SOLUTION CHANGE REQUEST FORM

Change Request (CR) Information

Refer to the Change Management Plan for additional information and guidance on completing the form.

Table 1: Change Request Registration and General Information

CR Number	104
CR Name	MMIS Data Layout Updates
Request Date	11/17/2021
Requested By	Shaun Charles
Requestor's Project Role	DHHR CIO, WV EDS Project Sponsor
Requestor's Email	shaun.lcharles@wv.gov
Requestor's Phone #	304-558-5851
Contract Reference	CFTV6HS WV DHHR Medicaid Enterprise Data Solution (EDS) CMA 0511 2672 HHR2100000002
Change Control Log (Jama)	WV-CHGRQ-104

Table 2: Change Request Submission Information

Item	Details
Change Type	Standard
Issue Addressed by the Change	Since the EDS Contract started on April 1, 2021, the existing MMIS data feeds have changed to include additional fields and a new source file. These changes have been implemented in the existing WV DW/DSS. In order for this data to be available in the new WV EDS as a part of go-live, IBM WH must modify the EDS to accommodate this new data.
Change Description	IBM WH will change the WV EDS to house and maintain the new data for analytic reporting. This change includes modifications to three existing files and the addition of a new file: Enhancement 1: Update Pharmacy Paid and Adjudicated Files

Item	Details
Impact of NOT Implementing Proposed Change	Enhancement 2: Update to Eligibility File Enhancement 3: Update to Provider Demographic File Enhancement 4: Addition of New Provider Taxonomy File <ul style="list-style-type: none"> The affected MMIS files will not be loaded and MMIS data will not be available in the WV EDS The WV EDS will not include provider taxonomy data at go live
Alternative to Proposed Change	None
Key known Dependencies	1) DHHR resources to work with IBM WH to review and approve deliverable updates and to perform UAT 2) IBM WH resources to analyze, design, map, develop, and test the data source changes
Affected Contract Requirements	This change request will add new scope and requirements to the existing contract
Change Priority	Standard
Change Category	Scope
Requested Timing	Estimated Start Date: December 22, 2021 Estimated End Date: June 30, 2022

Table 3: Formal Change Analysis

Scope Definition	<p>1) Implement Enhancement 1: Update Pharmacy Paid and Adjudicated files</p> <p>Solution: Gainwell is revising the monthly paid FFS pharmacy file (DSSEX00001) and the bi-weekly adjudicated pharmacy file (DSSEX00030) to ensure only one line per claim ID (except for compound drugs, which is expected). In addition, new data elements will be added to the two files to capture diagnosis information. The following layout changes will be implemented:</p> <ol style="list-style-type: none"> Add 3 diagnosis code fields <ul style="list-style-type: none"> [Diag3] to reflect Diagnosis for sequence 3 [Diag4] to reflect Diagnosis for sequence 4 [Diag5] to reflect Diagnosis for sequence 5 Add 5 diagnosis type fields (to represent primary or secondary) <ul style="list-style-type: none"> [DiagType1] to reflect Diagnosis for sequence 1 [DiagType2] to reflect Diagnosis for sequence 2
-------------------------	---

- [DiagType3] to reflect Diagnosis for sequence 3
- [DiagType4] to reflect Diagnosis for sequence 4
- [DiagType5] to reflect Diagnosis for sequence 5
- 3. Add 4 ICD Version type fields
 - [ICDVersion2] to reflect Diagnosis for sequence 2
 - [ICDVersion3] to reflect Diagnosis for sequence 3
 - [ICDVersion4] to reflect Diagnosis for sequence 4
 - [ICDVersion5] to reflect Diagnosis for sequence 5
- 4. Add 5 POA (present on admission) fields (currently blank but there is always potential of population as more categories of drugs require Diagnosis codes)
 - [POA1] to reflect Diagnosis for sequence 1
 - [POA2] to reflect Diagnosis for sequence 2
 - [POA3] to reflect Diagnosis for sequence 3
 - [POA4] to reflect Diagnosis for sequence 4
 - [POA5] to reflect Diagnosis for sequence 5

2) Implement Enhancement 2: Update to Eligibility File

Solution: The following changes will be implemented for the Member Demographic File (RECDEMO):

1. Enhance Member Ethnicity Population (Hispanic or Non-Hispanic Origins)
 - a. Update logic to provide additional values
2. Enhance Member RACE Population
 - a. Add new field for last two digits of MMIS Race
3. Repurpose existing race field for OMB race values
4. Add Member Primary Language Field
 - a. Add new field
 - b. Create coding with descriptions
5. Add Member Attention Field
6. Add Member Physical Address
 - a. Add fields for Physical Address 1, Physical Address 2, City, State, and Zip
7. Enhance Field Lengths
 - a. Update Recip_Last_Name from 20 to 60
 - b. Update Recip_First_Name from 15 to 35
 - c. Update Address 1 from 30 to 60
 - d. Update Address 2 from 45 to 60
 - e. Update City from 15 to 30

3) Implement Enhancement 3: Update to Provider Demographic File

Solution: The following 4 fields will be added to the existing layout and to the EDS:

1. PEA_ROLE_TYPE
2. STATUS_PEA_ENROLL
3. STATUS_PLANRELATION
4. STATUS_CONTRACT

4) Implement Enhancement 4: Addition of new Provider Taxonomy file

Solution: The new extract from Gainwell allows reporting on Provider Taxonomy from MMIS and NPPES for MMIS Providers with Plan Relationship effective on or after 1/1/1980.

- 5) The reporting layer updates will be exposed to Cognos for ad hoc reporting and any future standard reporting.
- 6) Updates to Source to Target mappings to reflect the additional fields and file sources for MMIS source data.
- 7) The MMIS Interface Control Document (ICD) will be updated and include these new data elements and source files.
- 8) Updates to the Data Dictionary in the Information Data governance (IGC) tool for use
- 9) Updates to the following deliverables:

Deliverables	
1	Detailed System Design Document (D037)
2	Database Design Document and Data Models (D036)
3	Requirements Specification Document (RSD) (D023)
4	Requirements Traceability Matrix (RTM) (D024)
5	Data Conversion Test Cases (D034)
6	System Integration Test Cases (D050)
7	Regression Test Cases (D046)
8	User Acceptance Test Cases (D053)
9	Regression Test Case Results (D047)
10	Data Conversion Test Results (D035)
11	System Integration Test Results (D051)
12	User Acceptance Test Results (D054)

Assumptions

- 1) IBM WH will use the historical data that has been received by the existing DW/DSS contract.
- 2) No specific reporting and analytic calculation needs are currently required for the reporting layer.

- 3) Specific training for this data will not be done. The documentation including data dictionary and the existing DDI training for Cognos and the EDS will be sufficient for the end user to use this data.
- 4) DHHR will provide sufficient resources for UAT.
- 5) DHHR will provide reviews and approvals to deliverables and updates per the schedule.
- 6) Ongoing operational costs for the additional data source will be addressed in a subsequent Change Request

Cost

Total Hours: 2,032

Total Cost: \$372,544.00

Role	Hours	Rate Card	Cost
BI Developer	159.0	\$178.00	\$28,302.00
BI Lead (Data Management Consultant)	11.0	\$219.00	\$2,409.00
Business Analyst	9.0	\$151.00	\$1,359.00
Business Lead	9.0	\$219.00	\$1,971.00
Data Architect	563.0	\$219.00	\$123,297.00
Data Warehouse Lead (Data Management Consultant)	21.0	\$219.00	\$4,599.00
Database Administrator	23.0	\$178.00	\$4,094.00
Document Management Lead	41.0	\$219.00	\$8,979.00
ETL Engineer	559.0	\$151.00	\$84,409.00
ETL Lead (Data Management Consultant)	86.0	\$219.00	\$18,834.00
Implementation Manager	3.0	\$265.00	\$795.00
Project Manager	107.0	\$219.00	\$23,433.00
Release Manager (ETL Engineer)	13.0	\$151.00	\$1,963.00
Technical Lead	6.0	\$265.00	\$1,590.00
Tester (Business Analyst)	381.0	\$151.00	\$57,531.00
Testing Manager	41.0	\$219.00	\$8,979.00
Total	2,032.0		\$372,544.00

Payment Milestones

- Milestone 1 - Requirements and Design
- D023 - Requirements Specification Document (RSD)
 - D024 - Requirements Traceability Matrix (RTM)
 - D036 - Database Design Document and Data Models
 - D037 - Detailed System Design Document

This milestone is expected to be invoiced by 6/30/2022

Role	Hours	Rate Card	Cost
BI Developer	31.0	\$178.00	\$5,518.00
BI Lead (Data Management Consultant)	3.0	\$219.00	\$657.00
Business Analyst	5.0	\$151.00	\$755.00
Business Lead	2.0	\$219.00	\$438.00
Data Architect	312.0	\$219.00	\$68,328.00

Data Warehouse Lead (Data Management Consultant)	13.0	\$219.00	\$2,847.00
Database Administrator	8.0	\$178.00	\$1,424.00
Document Management Lead	16.0	\$219.00	\$3,504.00
ETL Engineer	13.0	\$151.00	\$1,963.00
ETL Lead (Data Management Consultant)	57.0	\$219.00	\$12,483.00
Implementation Manager	1.0	\$265.00	\$265.00
Project Manager	1.0	\$219.00	\$219.00
Technical Lead	4.0	\$265.00	\$1,060.00
Testing Manager	6.0	\$219.00	\$1,314.00
Total	472.0		\$100,775.00

Milestone 2 – Development and Testing

- D034 – Data Conversion Test Cases
- D035 – Data Test Results
- D046 – Regression Test Cases
- D047 – Regression Test Results
- D050 – System Integration Test Cases
- D051 – System Integration Test Results
- D053 – User Acceptance Test Cases
- D054 – User Acceptance Test Results

This milestone is expected to be invoiced by 5/31, 2022

Role	Hours	Rate Card	Cost
BI Developer	126.0	\$178.00	\$22,428.00
BI Lead (Data Management Consultant)	5.0	\$219.00	\$1,095.00
Business Lead	2.0	\$219.00	\$438.00
Data Architect	238.0	\$219.00	\$52,122.00
Data Warehouse Lead (Data Management Consultant)	3.0	\$219.00	\$657.00
Database Administrator	11.0	\$178.00	\$1,958.00
Document Management Lead	16.0	\$219.00	\$3,504.00
ETL Engineer	475.0	\$151.00	\$71,725.00
ETL Lead (Data Management Consultant)	11.0	\$219.00	\$2,409.00
Implementation Manager	2.0	\$265.00	\$530.00
Project Manager	1.0	\$219.00	\$219.00
Release Manager (ETL Engineer)	8.0	\$151.00	\$1,208.00
Technical Lead	2.0	\$265.00	\$530.00
Tester (Business Analyst)	371.0	\$151.00	\$56,021.00

Testing Manager	32.0	\$219.00	\$7,008.00
Total	1,303.0		\$221,852.00

Milestone 3 – Implementation

- EDS Go-Live Approval

This milestone is expected to be invoiced by 6/30/2022

Role	Hours	Rate Card	Cost
BI Developer	2.0	\$178.00	\$356.00
BI Lead (Data Management Consultant)	3.0	\$219.00	\$657.00
Business Analyst	4.0	\$151.00	\$604.00
Business Lead	5.0	\$219.00	\$1,095.00
Data Architect	13.0	\$219.00	\$2,847.00
Data Warehouse Lead (Data Management Consultant)	5.0	\$219.00	\$1,095.00
Database Administrator	4.0	\$178.00	\$712.00
Document Management Lead	9.0	\$219.00	\$1,971.00
ETL Engineer	71.0	\$151.00	\$10,721.00
ETL Lead (Data Management Consultant)	18.0	\$219.00	\$3,942.00
Project Manager	105.0	\$219.00	\$22,995.00
Release Manager (ETL Engineer)	5.0	\$151.00	\$755.00
Tester (Business Analyst)	10.0	\$151.00	\$1,510.00
Testing Manager	3.0	\$219.00	\$657.00
Total	257.0		\$49,917.00

Schedule	Phase Name	Start	Finish
	Requirements	12/22/2021	12/30/2021
	Design	12/22/2021	3/8/2021
	Development	1/10/2022	3/4/2022
	System Testing	2/23/2022	4/11/2022
	User Acceptance Testing	2/23/2022	5/9/2022
	Implementation	5/9/2022	5/11/2022
	Documentation Updates	12/22/2021	5/20/2022
	Control and Monitoring	12/22/2021	5/27/2022
	EDS Go-Live	5/27/2022	5/27/2022

Additional Information

None.



Change Request Disposition

In the table below, check the box that describes the CR disposition. If more details are appropriate, they appear in the Disposition Details section below the table. If details are not needed, indicate "Not applicable."

Table 4: Change Request Disposition

<input checked="" type="checkbox"/>	Approved to proceed	<input checked="" type="checkbox"/>	Not approved to proceed
<input checked="" type="checkbox"/>	Proceed with the implementation of the CR per the proposed plan.	<input type="checkbox"/>	One or more significant issues exist. CR should not be implemented.

Table 5: Change Request Approval

Project Role/Title	Name	Signature	Date
DHHR	Shaun Charles, DHHR CIO		11/19/21
IBM WH Account Executive	Amy Wenmoth		11/19/21

Robert Price
Agree



Medicaid Enterprise Data Solution RFP

Vendor IBM Watson Health

Job Description	Grade	Year 1	Year 2	Year 3	Year 4	Year 5	Year 6	Year 7	Year 8	Year 9	Year 10
Account Manager	285.00	285.00	285.00	285.00	285.00	285.00	285.00	285.00	285.00	285.00	285.00
Product Manager	210.00	210.00	210.00	210.00	210.00	210.00	210.00	210.00	210.00	210.00	210.00
Business Lead 2	230.00	230.00	230.00	230.00	230.00	230.00	230.00	230.00	230.00	230.00	230.00
Business Lead	265.00	265.00	265.00	265.00	265.00	265.00	265.00	265.00	265.00	265.00	265.00
Implementation Manager	210.00	210.00	210.00	210.00	210.00	210.00	210.00	210.00	210.00	210.00	210.00
Quality Assurance Manager	210.00	210.00	210.00	210.00	210.00	210.00	210.00	210.00	210.00	210.00	210.00
Security Manager	210.00	210.00	210.00	210.00	210.00	210.00	210.00	210.00	210.00	210.00	210.00
System Administrator	170.00	170.00	170.00	170.00	170.00	170.00	170.00	170.00	170.00	170.00	170.00
Business Analyst	155.00	155.00	155.00	155.00	155.00	155.00	155.00	155.00	155.00	155.00	155.00
Data Architect	210.00	210.00	210.00	210.00	210.00	210.00	210.00	210.00	210.00	210.00	210.00
Data Manager with Consultant	210.00	210.00	210.00	210.00	210.00	210.00	210.00	210.00	210.00	210.00	210.00
Data Warehouse Analyst	210.00	210.00	210.00	210.00	210.00	210.00	210.00	210.00	210.00	210.00	210.00
Database Administrator	170.00	170.00	170.00	170.00	170.00	170.00	170.00	170.00	170.00	170.00	170.00
IT Specialist	155.00	155.00	155.00	155.00	155.00	155.00	155.00	155.00	155.00	155.00	155.00
System Coordinator	170.00	170.00	170.00	170.00	170.00	170.00	170.00	170.00	170.00	170.00	170.00
Project Manager, Sr	265.00	265.00	265.00	265.00	265.00	265.00	265.00	265.00	265.00	265.00	265.00
Business Analyst	170.00	170.00	170.00	170.00	170.00	170.00	170.00	170.00	170.00	170.00	170.00
Security Manager	210.00	210.00	210.00	210.00	210.00	210.00	210.00	210.00	210.00	210.00	210.00
System Administrator	170.00	170.00	170.00	170.00	170.00	170.00	170.00	170.00	170.00	170.00	170.00
IT Specialist	155.00	155.00	155.00	155.00	155.00	155.00	155.00	155.00	155.00	155.00	155.00
System Coordinator	170.00	170.00	170.00	170.00	170.00	170.00	170.00	170.00	170.00	170.00	170.00
Project Manager, Sr	265.00	265.00	265.00	265.00	265.00	265.00	265.00	265.00	265.00	265.00	265.00
Business Analyst	170.00	170.00	170.00	170.00	170.00	170.00	170.00	170.00	170.00	170.00	170.00
Security Manager	210.00	210.00	210.00	210.00	210.00	210.00	210.00	210.00	210.00	210.00	210.00
System Administrator	170.00	170.00	170.00	170.00	170.00	170.00	170.00	170.00	170.00	170.00	170.00
IT Specialist	155.00	155.00	155.00	155.00	155.00	155.00	155.00	155.00	155.00	155.00	155.00
System Coordinator	170.00	170.00	170.00	170.00	170.00	170.00	170.00	170.00	170.00	170.00	170.00

*

This is used to provide contractor/subcontractor hourly labor rates for the various classifications and grades of personnel. Applicable purchase, delivery, use, services, safety, items, travel, per diem, vendor's staff training, project facility, and any other expenses associated with the delivery and implementation of the proposed items must be included in the Vendor's work and fixed hourly rates.

As per the RFP, DHMR will use the "Labor Rates" supplied by the Vendor as a rate card for all future change requests involving the Software Modification and Enhancements Pool and statement of work covering the Delivery and Integration of Additional Data Sources not identified during the solution's initial implementation.

Vendor may include additional roles to describe the various classifications and grades of the personnel. Vendor may insert additional rows as required (e.g., a Senior-Level Programmer and a Junior-Level Programmer require two separate rows).

It is the responsibility of the Vendor to ensure appropriate classifications are correct.

* Implementation Services hourly rate is being utilized in the year 1 contract service period