



The following documentation is an electronically-submitted vendor response to an advertised solicitation from the *West Virginia Purchasing Bulletin* within the Vendor Self-Service portal at *wvOASIS.gov*. As part of the State of West Virginia's procurement process, and to maintain the transparency of the bid-opening process, this documentation submitted online is publicly posted by the West Virginia Purchasing Division at *WVPurchasing.gov* with any other vendor responses to this solicitation submitted to the Purchasing Division in hard copy format.

Header @ 5

List View

General Information | Contact | Default Values | Discount | Document Information | Clarification Request

Procurement Folder: 1157978

Procurement Type: Central Master Agreement

Vendor ID: VS0000004719

Legal Name: Rohrer Enterprises Inc

Alias/DBA:

Total Bid: \$0.00

Response Date: 02/14/2023

Response Time: 12:19

Responded By User ID: TClawson

First Name: Teresa

Last Name: Clawson

Email: tclawson@rohrerbus.com

Phone: 800-735-3900

SO Doc Code: CRFQ

SO Dept: 0810

SO Doc ID: DMT2300000010

Published Date: 2/7/23

Close Date: 2/14/23

Close Time: 13:30

Status: Closed

Solicitation Description: 138" Wheelbase, Dual Rear Wheel, Narrow Body Cutaway Vehicle

Total of Header Attachments: 5

Total of All Attachments: 5



Department of Administration  
 Purchasing Division  
 2019 Washington Street East  
 Post Office Box 50130  
 Charleston, WV 25305-0130

**State of West Virginia  
 Solicitation Response**

**Proc Folder:** 1157978  
**Solicitation Description:** 138" Wheelbase, Dual Rear Wheel, Narrow Body Cutaway Vehicle  
**Proc Type:** Central Master Agreement

Solicitation Closes	Solicitation Response	Version
2023-02-14 13:30	SR 0810 ESR02142300000003783	1

**VENDOR**  
 VS0000004719  
 Rohrer Enterprises Inc

**Solicitation Number:** CRFQ 0810 DMT2300000010  
**Total Bid:** 0  
**Response Date:** 2023-02-14  
**Response Time:** 12:19:37  
**Comments:**

**FOR INFORMATION CONTACT THE BUYER**

David H Pauline  
 304-558-0067  
 david.h.pauline@wv.gov

**Vendor Signature X** **FEIN#** **DATE**

All offers subject to all terms and conditions contained in this solicitation

Line	Comm Ln Desc	Qty	Unit Issue	Unit Price	Ln Total Or Contract Amount
1	138" WB DRW Narrow Body Cutaway Vehicles	0.00000	EA	6454585.000000	0.00

Comm Code	Manufacturer	Specification	Model #
25101502			

**Commodity Line Comments:** Thank you for the opportunity to respond to this Bid.  
 If you have any questions, Feel free to call me.  
 David Clawson  
 Senior Vice President  
 Rohrer Bus Sales  
 540-729-3751

**Extended Description:**

To establish an open ended contract for 138" WB, DRW, Narrow Body Cutaway Vehicles to provide specialized transportation services in an urban and suburban-rural environment including hilly terrain and a severe operating climate suited to stop-start duty cycles.  
 See attached Exhibit A Pricing page

STATE OF WEST VIRGINIA  
Purchasing Division

## PURCHASING AFFIDAVIT

**VENDOR OWING A DEBT TO THE STATE:**

**West Virginia Code §5A-3-10a** provides that: No contract or renewal of any contract may be awarded by the state or any of its political subdivisions to any vendor or prospective vendor when the vendor or prospective vendor or a related party to the vendor or prospective vendor is a debtor and the debt owed is an amount greater than one thousand dollars in the aggregate.

**PUBLIC IMPROVEMENT CONTRACTS & DRUG-FREE WORKPLACE ACT:**

If this is a solicitation for a public improvement construction contract, the vendor, by its signature below, affirms that it has a written plan for a drug-free workplace policy in compliance with Article 1D, Chapter 21 of the **West Virginia Code**. The vendor **must** make said affirmation with its bid submission. Further, public improvement construction contract may not be awarded to a vendor who does not have a written plan for a drug-free workplace policy in compliance with Article 1D, Chapter 21 of the **West Virginia Code** and who has not submitted that plan to the appropriate contracting authority in timely fashion. For a vendor who is a subcontractor, compliance with Section 5, Article 1D, Chapter 21 of the **West Virginia Code** may take place before their work on the public improvement is begun.

**ANTITRUST:**

In submitting a bid to any agency for the state of West Virginia, the bidder offers and agrees that if the bid is accepted the bidder will convey, sell, assign or transfer to the state of West Virginia all rights, title and interest in and to all causes of action it may now or hereafter acquire under the antitrust laws of the United States and the state of West Virginia for price fixing and/or unreasonable restraints of trade relating to the particular commodities or services purchased or acquired by the state of West Virginia. Such assignment shall be made and become effective at the time the purchasing agency tenders the initial payment to the bidder.

I certify that this bid is made without prior understanding, agreement, or connection with any corporation, firm, limited liability company, partnership or person or entity submitting a bid for the same materials, supplies, equipment or services and is in all respects fair and without collusion or fraud. I further certify that I am authorized to sign the certification on behalf of the bidder or this bid.

**LICENSING:**

Vendors must be licensed and in good standing in accordance with any and all state and local laws and requirements by any state or local agency of West Virginia, including, but not limited to, the West Virginia Secretary of State's Office, the West Virginia Tax Department, West Virginia Insurance Commission, or any other state agencies or political subdivision. Furthermore, the vendor must provide all necessary releases to obtain information to enable the Director or spending unit to verify that the vendor is licensed and in good standing with the above entities.

**CONFIDENTIALITY:**

The vendor agrees that he or she will not disclose to anyone, directly or indirectly, any such personally identifiable information or other confidential information gained from the agency, unless the individual who is the subject of the information consents to the disclosure in writing or the disclosure is made pursuant to the agency's policies, procedures and rules. Vendor further agrees to comply with the Confidentiality Policies and Information Security Accountability Requirements, set forth in <http://www.state.wv.us/admin/purchase/privacy/noticeConfidentiality.pdf>.

Under penalty of law for false swearing (**West Virginia Code §61-5-3**), it is hereby certified that the vendor affirms and acknowledges the information in this affidavit and is in compliance with the requirements as stated.

Vendor's Name: Rohrer Enterprises, Inc. DBA Rohrer Bus Sales

Authorized Signature: \_\_\_\_\_

Date: 2-14-23



Department of Administration  
 Purchasing Division  
 2019 Washington Street East  
 Post Office Box 50130  
 Charleston, WV 25305-0130

State of West Virginia  
 Centralized Request for Quote

<b>Proc Folder:</b> 1157978			<b>Reason for Modification:</b>
<b>Doc Description:</b> 138" Wheelbase, Dual Rear Wheel, Narrow Body Cutaway Vehicle			
<b>Proc Type:</b> Central Master Agreement			
<b>Date Issued</b>	<b>Solicitation Closes</b>	<b>Solicitation No</b>	<b>Version</b>
2023-01-09	2023-01-30 13:30	CRFQ 0810 DMT2300000010	1


**BID RECEIVING LOCATION**

BID CLERK  
 DEPARTMENT OF ADMINISTRATION  
 PURCHASING DIVISION  
 2019 WASHINGTON ST E  
 CHARLESTON WV 25305  
 US

**VENDOR**

**Vendor Customer Code:** VS0000004719  
**Vendor Name :** Rohrer Enterprises, Inc. DBA Rohrer Bus Sales  
**Address :** 1515 State Road PO Box 100  
**Street :**  
**City :** Duncannon  
**State :** PA **Country :** USA **Zip :** 17020  
**Principal Contact :** David M Clawson, Senior Vice President Sales  
**Vendor Contact Phone:** 800-735-3900/540-729-3751 **Extension:** 1363

**FOR INFORMATION CONTACT THE BUYER**  
 David H Pauline  
 304-558-0067  
 david.h.pauline@wv.gov

**Vendor Signature X**  **FEIN#** 23-2059976 **DATE** 2-14-23

All offers subject to all terms and conditions contained in this solicitation

**ADDITIONAL INFORMATION**

The West Virginia Purchasing Division, for the agency, the Public Transit Authority to establish an open ended contract for 138" Wheelbase, Dual Rear Tire, Narrow Body Cutaway vehicles to provide specialized transportation services in an urban and suburban-rural environment including hilly terrain and a severe operating climate suited to stop-start duty cycles. see attached.

Federal Terms and Conditions Apply

INVOICE TO		SHIP TO	
PUBLIC TRANSIT DIVISION OF BLDG 5 RM 663  1900 KANAWHA BLVD E CHARLESTON WV US		PUBLIC TRANSIT DIVISION OF KANAWHA VALLEY REGIONAL TRANSPORTATION AUTHORITY 1550 FOURTH AVE CHARLESTON WV US	

Line	Comm Ln Desc	Qty	Unit Issue	Unit Price	Total Price
1	138" WB DRW Narrow Body Cutaway Vehicles	0.00000	EA		

Comm Code	Manufacturer	Specification	Model #
25101502			

**Extended Description:**  
 To establish an open ended contract for 138" WB, DRW, Narrow Body Cutaway Vehicles to provide specialized transportation services in an urban and suburban-rural environment including hilly terrain and a severe operating climate suited to stop-start duty cycles.  
 See attached Exhibit A Pricing page

SCHEDULE OF EVENTS		
Line	Event	Event Date
1	Vendor Technical Questions Due 11:00 am est.	2023-01-16

	Document Phase	Document Description	Page
DMT2300000010	Draft	138" Wheelbase, Dual Rear Wheel, Narrow Body Cutaway Vehicle	3

**ADDITIONAL TERMS AND CONDITIONS**

See attached document(s) for additional Terms and Conditions

**DESIGNATED CONTACT:** Vendor appoints the individual identified in this Section as the Contract Administrator and the initial point of contact for matters relating to this Contract.

(Printed Name and Title) David M Clawson, Senior Vice President Sales


(Address) 1515 State Road PO Box 100 Duncannon PA 17020

(Phone Number) / (Fax Number) 800-735-3900/540-729-3751

(Email address) dclawson@rohrerbus.com

**CERTIFICATION AND SIGNATURE:** By signing below, or submitting documentation through wvOASIS, I certify that: I have reviewed this Solicitation/Contract in its entirety; that I understand the requirements, terms and conditions, and other information contained herein; that this bid, offer or proposal constitutes an offer to the State that cannot be unilaterally withdrawn; that the product or service proposed meets the mandatory requirements contained in the Solicitation/Contract for that product or service, unless otherwise stated herein; that the Vendor accepts the terms and conditions contained in the Solicitation, unless otherwise stated herein; that I am submitting this bid, offer or proposal for review and consideration; that this bid or offer was made without prior understanding, agreement, or connection with any entity submitting a bid or offer for the same material, supplies, equipment or services; that this bid or offer is in all respects fair and without collusion or fraud; that this Contract is accepted or entered into without any prior understanding, agreement, or connection to any other entity that could be considered a violation of law; that I am authorized by the Vendor to execute and submit this bid, offer, or proposal, or any documents related thereto on Vendor's behalf; that I am authorized to bind the vendor in a contractual relationship; and that to the best of my knowledge, the vendor has properly registered with any State agency that may require registration.

*By signing below, I further certify that I understand this Contract is subject to the provisions of West Virginia Code § 5A-3-62, which automatically voids certain contract clauses that violate State law; and that pursuant to W. Va. Code 5A-3-63, the entity entering into this contract is prohibited from engaging in a boycott against Israel.*

Rohrer Enterprises, Inc. DBA Rohrer Bus Sales  
(Company) 

(Signature of Authorized Representative)  
David M Clawson, Senior Vice President Sales

(Printed Name and Title of Authorized Representative) (Date)

800-735-3900/540-729-3751  
(Phone Number) (Fax Number)

dclawson@rohrerbus.com  
(Email Address)

REQUEST FOR QUOTATION  
138" Wheelbase Dual Rear Wheel (DRW) Narrow Body Cutaway Vehicle

---

customer service or other issues related to this Contract. Vendor should list its Contract manager and his or her contact information below.

**Contract Manager:** David M Clawson

**Telephone Number:** 800-735-3900/540-729-3751

**Fax Number:** 717-957-4884

**Email Address:** dclawson@rohrerbus.com

**22.4 NOTIFICATION OF FEDERAL PARTICIPATION**

Federal funding for this project is being provided by the Federal Transit Administration through various CFDA grants for 80% of the project cost. CFDA grants will be specified after award.

**22.5 Prohibition on Certain Telecommunications and Video Surveillance Services or Equipment.**

Public Law 115-232, section 889, prohibits entering into a contract (or extending or renewing a contract) to procure or obtain equipment, services, or systems that uses covered telecommunications equipment or services as a substantial or essential component of any system, or as critical technology as part of any system. Covered telecommunication equipment is telecommunication equipment produced by Huawei Technologies Company or ZTE Corporation (or any subsidiary or affiliated of such entities).

- (i) For the purpose of public safety, security of government facilities, physical security surveillance of critical infrastructure, and other national security purposes, video surveillance and telecommunications equipment produced by Hytera Communications Corporation, Hangzhou Hikvision Digital Technology Company, or Dahua Technology Company (or any subsidiary or affiliate or such entities).
- (ii) Telecommunications of video surveillance services provided by such entities or using such equipment.
- (iii) Telecommunications or video surveillance equipment or services produced or provided by an entity that the Secretary of Defense, in consultation with the Director of the Nation Intelligence or the Director of the Federal Bureau of Investigation, reasonably believes to be an entity owned or controlled by, or otherwise connected to, the government or a covered foreign country.

**ADDENDUM ACKNOWLEDGEMENT FORM**  
**SOLICITATION NO.: CRFQ DMT23\*10**

**Instructions:** Please acknowledge receipt of all addenda issued with this solicitation by completing this addendum acknowledgment form. Check the box next to each addendum received and sign below. Failure to acknowledge addenda may result in bid disqualification.

**Acknowledgment:** I hereby acknowledge receipt of the following addenda and have made the necessary revisions to my proposal, plans and/or specification, etc.

**Addendum Numbers Received:**


(Check the box next to each addendum received)

- |                                     |                |                                     |                 |
|-------------------------------------|----------------|-------------------------------------|-----------------|
| <input checked="" type="checkbox"/> | Addendum No. 1 | <input checked="" type="checkbox"/> | Addendum No. 6  |
| <input checked="" type="checkbox"/> | Addendum No. 2 | <input type="checkbox"/>            | Addendum No. 7  |
| <input checked="" type="checkbox"/> | Addendum No. 3 | <input type="checkbox"/>            | Addendum No. 8  |
| <input checked="" type="checkbox"/> | Addendum No. 4 | <input type="checkbox"/>            | Addendum No. 9  |
| <input checked="" type="checkbox"/> | Addendum No. 5 | <input type="checkbox"/>            | Addendum No. 10 |

I understand that failure to confirm the receipt of addenda may be cause for rejection of this bid. I further understand that that any verbal representation made or assumed to be made during any oral discussion held between Vendor's representatives and any state personnel is not binding. Only the information issued in writing and added to the specifications by an official addendum is binding.

Rohrer Enterprises, Inc. DBA Rohrer Bus Sales

Company



Authorized Signature

2-14-23

Date

NOTE: This addendum acknowledgement should be submitted with the bid to expedite document processing.



Department of Administration  
 Purchasing Division  
 2019 Washington Street East  
 Post Office Box 50130  
 Charleston, WV 25305-0130

**State of West Virginia  
 Centralized Request for Quote**

<b>Proc Folder:</b> 1157978	<b>Reason for Modification:</b> Addendum No. 1		
<b>Doc Description:</b> 138" Wheelbase, Dual Rear Wheel, Narrow Body Cutaway Vehicle			
<b>Proc Type:</b> Central Master Agreement			
<b>Date Issued</b>	<b>Solicitation Closes</b>	<b>Solicitation No</b>	<b>Version</b>
2023-01-18	2023-01-30 13:30	CRFQ 0810 DMT2300000010	2


**BID RECEIVING LOCATION**

BID CLERK  
 DEPARTMENT OF ADMINISTRATION  
 PURCHASING DIVISION  
 2019 WASHINGTON ST E  
 CHARLESTON WV 25305  
 US

**VENDOR**

**Vendor Customer Code:** VS0000004719  
**Vendor Name :** Rohrer Enterprises, Inc. DBA Rohrer Bus Sales  
**Address :** 1515 State Road PO Box 100  
**Street :**  
**City :** Duncannon  
**State :** PA **Country :** USA **Zip :** 17020  
**Principal Contact :** David M Clawson, Senior Vice President Sales  
**Vendor Contact Phone:** 800-735-3900/540-729-3751 **Extension:** 1363

**FOR INFORMATION CONTACT THE BUYER**  
 David H Pauline  
 304-558-0067  
 david.h.pauline@wv.gov

**Vendor Signature X**  **FEIN#** 23-2059976 **DATE** 2-14-23

All offers subject to all terms and conditions contained in this solicitation

ADDITIONAL INFORMATION
Addendum No. 1
To respond to vendor technical questions, see attached. Bid opening date and time remain January 10, 2023 at 1:30 pm est.
No other changes.
Federal Terms and Conditions Apply

INVOICE TO	SHIP TO
PUBLIC TRANSIT DIVISION OF BLDG 5 RM 663  1900 KANAWHA BLVD E CHARLESTON WV US	PUBLIC TRANSIT DIVISION OF KANAWHA VALLEY REGIONAL TRANSPORTATION AUTHORITY 1550 FOURTH AVE CHARLESTON WV US

Line	Comm Ln Desc	Qty	Unit Issue	Unit Price	Total Price
1	138" WB DRW Narrow Body Cutaway Vehicles	0.00000	EA		

Comm Code	Manufacturer	Specification	Model #
25101502			

**Extended Description:**  
To establish an open ended contract for 138" WB, DRW, Narrow Body Cutaway Vehicles to provide specialized transportation services in an urban and suburban-rural environment including hilly terrain and a severe operating climate suited to stop-start duty cycles.  
See attached Exhibit A Pricing page

Line	Event	Event Date
1	Vendor Technical Questions Due 11:00 am est.	2023-01-16

# SOLICITATION NUMBER: CRFQ DMT23\*10

## Addendum Number: 1

---

The purpose of this addendum is to modify the solicitation identified as ("CRFQ DMT23\*10") to reflect the change(s) identified and described below.

### Applicable Addendum Category:

- Modify bid opening date and time
- Modify specifications of product or service being sought
- Attachment of vendor questions and responses
- Attachment of pre-bid sign-in sheet
- Correction of error
- Other

### Description of Modification to Solicitation:

1. To respond to vendor technical questions, see attached.
2. To change specifications, see attached.
3. Bid opening remains January 30, 2023 at 1:30 pm est.
4. No other changes.

**Additional Documentation:** Documentation related to this Addendum (if any) has been included herewith as Attachment A and is specifically incorporated herein by reference.

### Terms and Conditions:

1. All provisions of the Solicitation and other addenda not modified herein shall remain in full force and effect.
2. Vendor should acknowledge receipt of all addenda issued for this Solicitation by completing an Addendum Acknowledgment, a copy of which is included herewith. Failure to acknowledge addenda may result in bid disqualification. The addendum acknowledgement should be submitted with the bid to expedite document processing.

## **CRFQ DMT23\*10**

### **138" Wheelbase, Dual Rear Wheel, Narrow Body Cutaway Vehicles**

**Question:** Will Public Transit allow the use of the FTA's Docket 90 A for the appropriate level of flammability resistance for vinyl seat upholstery be required.

**Answer:** Public Transit will require all vinyl seat upholstery to adhere to FTA's Docket A for the appropriate level of flammability resistance.

**Question:** Will Public Transit approve the Bus Textile Docket 90 collection for this seating?

**Answer:** Public Transit will accept the Bus Textile Docket 90 collection for this seating.

**Question:** Section 3.3.1 Engine, please accept the 7.3 L V10 engine as equal.

**Answer:** Public Transit will accept the 7.3 Liter V10 as equal.

**Question:** Section 3.3.1 will Public Transit accept Ford Transit T350 cutaway chassis with the 3.5 V6 Engine, producing 275 horsepower with a 136 Wheelbase and 25 gallon fuel tank?

**Answer:** Public Transit will accept the For Transit T350 cutaway chassis with the listed engine and fuel tank configuration.

**Question:** Section 3.9.4 will Public Transit accept Rosco STSK4750 back up camera, with he camera in the rear view mirror, system with monitor as approved equal?

**Answer:** Public Transit will accept this as approved equal.

**Question:** Section 3.18.1 will Public Transit accept the Glaval Universal Body Frame Construction as approved equal?

**Answer:** Public Transit will accept the Glaval Universal Body Frame Construction as approved equal.

**Question:** Section 3.24.7 states Vendor shall submit dimensioned diagram with bid? Please clarify.

**Answer:** Public Transit is asking for a not to scale diagram showing the bus seating layout with dimensions outline the size of the vehicle.

**Question:** Section 3.28.2 will Public Transit accept Gerflor Tarabus Graphite as approved flooring color for the passenger compartment? This will allow us to properly price this component, as the flooring costs vary by color. Additionally, this is our manufacturers standard color, thereby avoiding possible supply-chain component delays.  
<https://www.tarabusbygerflor.com/search.html?search=graphite>

**Answer:** Public Transit will accept this as approved equal.

**Question:** Section 3.30.4 please confirm that the 5310 stripes and logo graphics are only going to be applied to Classes A, B, C and D?

**Answer:** Public Transit is only asking that the 5310 logo and stripes to be applied to Classes A, B, C and D.

**Question:** Section 3.30.9 will Public Transit accept the rear license plate to be mounted on the rear cap, drivers side under the brake lights?

**Answer:** Public Transit will accept this mounting of the rear license plate location.

**Question:** Section 3.31.6, please accept Freedman Featherweight seats that are 17.5" wide as approved equal to the 18" specified.

**Answer:** The Freedman Featherweight seats that are 17.5" wide will be acceptable.

**Question:** Section 3.31.1, please remove the requirement for ABS Knee saver seat backs for the rear row of seats, as this option is not available on High Back Seats

**Answer:** Public Transit will remove the requirement for ABS Knee saver seat on the rear row of seats.

**Question:** Section 3.33.8 please remove the requirement for contrasting colors in this section. The Q Straint 360 tie downs specified only come in black.

**Answer:** Public Transit will remove the contrasting colors in Section 3.33.8.

**Question:** Section 3.40.5 please accept the OEM Ford radio does not have CD Player as equal.

**Answer:** Public Transit will accept the OEM Ford radio as equal, without the CD Player.

**Question:** Section 3.42.2, please accept a top hinged door with a device that holds the door in the open positions as an approved equal?

**Answer:** Public Transit will accept this request.

**Question:** Section 3.44.4 please clarify if Class D is to include the Paratransit Package as seen on the pricing page (114), or is it to have the fixed route components as stated in section 3.44.4?

**Answer:** Class D is to include the Paratransit Package as outlined on the Pricing Page.

**Question:** Section 3.44.5 are Classes E, F, G, H, I and J to include all of the fixed route components in addition to the paratransit package components?

**Answer:** Classes E, F, G, H, I and J are to only have the fixed route packages.

**Question:** Please accept that we will provide paint and or colors, if available to match an agencies current fleet in lieu of providing a paint chart as equal.

**Answer:** This request is acceptable.

**Question:** Will Public Transit accept Ztech, Z Guard 9902 Star as approved equal for undercoating?

**Answer:** Public Transit will accept this request.

**Question:** Will Public Transit accept the undercoating process as outlined by Forest River Bus?

**Answer:** Public Transit will accept the undercoating process as outlined by Forest River.



Department of Administration  
 Purchasing Division  
 2019 Washington Street East  
 Post Office Box 50130  
 Charleston, WV 25305-0130

**State of West Virginia  
 Centralized Request for Quote**

<b>Proc Folder:</b> 1157978		<b>Reason for Modification:</b>	
<b>Doc Description:</b> 138" Wheelbase, Dual Rear Wheel, Narrow Body Cutaway Vehicle		Addendum No. 2	
<b>Proc Type:</b> Central Master Agreement			
<b>Date Issued</b>	<b>Solicitation Closes</b>	<b>Solicitation No</b>	<b>Version</b>
2023-01-23	2023-02-06 13:30	CRFQ 0810 DMT2300000010	3

**BID RECEIVING LOCATION**

BID CLERK  
 DEPARTMENT OF ADMINISTRATION  
 PURCHASING DIVISION  
 2019 WASHINGTON ST E  
 CHARLESTON WV 25305  
 US

**VENDOR**

**Vendor Customer Code:** VS0000004719  
**Vendor Name :** Rohrer Enterprises, Inc. DBA Rohrer Bus Sales  
**Address :** 1515 State Road PO Box 100  
**Street :**  
**City :** Duncannon  
**State :** PA **Country :** USA **Zip :** 17020  
**Principal Contact :** David M Clawson, Senior Vice President Sales  
**Vendor Contact Phone:** 800-735-3900/540-729-3751 **Extension:** 1363

**FOR INFORMATION CONTACT THE BUYER**  
 David H Pauline  
 304-558-0067  
 david.h.pauline@wv.gov

**Vendor Signature X**  **FEIN#** 23-2059976 **DATE** 2-14-23

All offers subject to all terms and conditions contained in this solicitation

**ADDITIONAL INFORMATION**

Addendum No. 2

To respond to additional vendor technical questions received, see attached.  
 To move did opening date and time to February 6,, 2023 at 1:30 pm est.

No other changes.

Federal Terms and Conditions Apply

**INVOICE TO****SHIP TO**

PUBLIC TRANSIT DIVISION  
 OF  
 BLDG 5 RM 663

1900 KANAWHA BLVD E  
 CHARLESTON WV  
 US

PUBLIC TRANSIT DIVISION  
 OF  
 KANAWHA VALLEY  
 REGIONAL  
 TRANSPORTATION  
 AUTHORITY

1550 FOURTH AVE  
 CHARLESTON WV  
 US

Line	Comm Ln Desc	Qty	Unit Issue	Unit Price	Total Price
1	138" WB DRW Narrow Body Cutaway Vehicles	0.00000	EA		

Comm Code	Manufacturer	Specification	Model #
25101502			

**Extended Description:**

To establish an open ended contract for 138" WB, DRW, Narrow Body Cutaway Vehicles to provide specialized transportation services in an urban and suburban-rural environment including hilly terrain and a severe operating climate suited to stop-start duty cycles.

See attached Exhibit A Pricing page

**SCHEDULE OF EVENTS**

<u>Line</u>	<u>Event</u>	<u>Event Date</u>
1	Vendor Technical Questions Due 11:00 am est.	2023-01-16

**SOLICITATION NUMBER: CRFQ DMT23\*10**  
**Addendum Number: 2**

---

The purpose of this addendum is to modify the solicitation identified as (“CRFQ DMT23\*10”) to reflect the change(s) identified and described below.

**Applicable Addendum Category:**

- Modify bid opening date and time
- Modify specifications of product or service being sought
- Attachment of vendor questions and responses
- Attachment of pre-bid sign-in sheet
- Correction of error
- Other

**Description of Modification to Solicitation:**

1. To respond to additional vendor technical questions, see attached.
2. To change specifications, see attached.
3. To move bid opening February 6, 2023 at 1:30 pm est.
4. No other changes.

**Additional Documentation:** Documentation related to this Addendum (if any) has been included herewith as Attachment A and is specifically incorporated herein by reference.

**Terms and Conditions:**

1. All provisions of the Solicitation and other addenda not modified herein shall remain in full force and effect.
2. Vendor should acknowledge receipt of all addenda issued for this Solicitation by completing an Addendum Acknowledgment, a copy of which is included herewith. Failure to acknowledge addenda may result in bid disqualification. The addendum acknowledgement should be submitted with the bid to expedite document processing.

## **CRFQ 0810 DMT 23\*10**

### **138" Wheelbase, Narrow Body Cutaway Vehicle**

**Question:** Section 3.4.1 please accept fueling from the street side only.

**Answer:** Public Transit will accept fueling from the street side.

**Question:** Section 3.15.1 please accept that all wiring will be at least 18 gauge.

**Answer:** Public Transit will accept 18-gauge wiring.

**Question:** Section 3.16.18, please accept that the OEM Cigarette lighter is not available option.

**Answer:** Public Transit understands that OEM Cigarette lighters is not available option and will remove this requirement.

**Question:** Section 3.18.11, please clarify or delete what you are looking for when you mention that the front cap shall have extra framed supports from the side of the passenger entrance door to the floor?

**Answer:** Public Transit is seeking a floor to front bulkhead stanchion that will give passengers additional support to get into and out of the vehicle. ✓

**Question:** Section 3.18.26, please accept that 2-sided adhesive tape is used in some areas but is not the only thing utilized. Adhesives, and mechanical fasteners are also used.

**Answer:** Public Transit understands that in some instances 2-sided adhesive tape is used and will allow it as long as this tape isn't the only thing used.

**Question:** Section 3.21.3 please accept that the riser height is 9.75" on the narrow body bus.

**Answer:** Public Transit will accept the riser height of 9.75" on the Narrow Body Bus.

**Question:** Section 3.21.10 please accept that the standard driver door running board height will be about 14 to 15 inches from the ground.

**Answer:** Public Transit understand that the running board on the driver door will be between 14 and 15 inches from the ground and is acceptable.

**Question:** Section 3.23.1 please accept the Braun Century lift for 1,000 lbs. capacity as equal since the Millennium series does not offer a 1,000 lb. capacity lift. ✓

**Answer:** Public Transit will accept the Braun Century lift with a 1,000 lb. lift capacity as equal.

**Question:** Section 3.23.7 requires that the wheelchair platform protrude no more than 14" into the vehicle, please accept that the Bran Century 1,000 lb. lift will protrude 18" into the vehicle.

**Answer:** Public Transit understands and accepts this request.

**Question:** Section 3.23.10, please accept that one light that meets ADA requirement for illumination of the ground.

**Answer:** Public Transit will accept the one light as long as it meets ADA requirements.

**Question:** Section 3.25.2.3 please accept that the two oversized fans are 10" fans rated at 62 BTUs per hour.

**Answer:** Public Transit will accept this request.

**Question:** Section 3.30.11.9, please clarify if you mean interior or exterior? Will you please accept smaller letters if there is not enough room?

**Answer:** Public Transit will accept the exterior letter to be a little smaller if there isn't enough room. This Section refers to the exterior lettering.

**Question:** Section 3.31.8 please clarify the armrest position, aisle only, aisle and middle?

**Answer:** Public Transit is asking for flip up armrests to be installed on the aisle side only.

**Question:** Section 3.33.15 please accept that non-anodized aluminum L-Track from Q-strait as this is standard.

**Answer:** Public Transit accepts that the L-Track is non-anodized aluminum.

**Question:** Section 3.38.4 please clarify or delete what passenger assists you are requiring to be located behind the rearmost seats.

**Answer:** This is a clerical error and is to be omitted.

**Question:** Section 3.40.3 please clarify or delete this section mentions that a power wire is not necessary at this seems to conflict with the last sentence is section 3.40.2

**Answer:** Please disregard Section 3.40.3.

**Question:** Fixed route package, please accept the dimensions of Transign Destinator System from previous bid (176"-190" WB. The dimension is 12" X 112" Front and 12' X 80" side.

**Answer:** Public Transit will accept this request.

**Question:** Will Public Transit allow the 4.3L V6 engine (276hp/298 lbs. ft torque, with 8 speed automatic transmission?

**Answer:** Public Transit will allow this request.

**Question:** Would Public Transit consider allowing a set back entrance door with co-pilot seat deleted? A storage rack will be added for operator convenience.

**Answer:** Public Transit will allow this request.

**Question:** Eldorado body construction, like Glaval does not include roll bars but meet FMVSS for rollover protection. Please approve Eldorado standard body construction used to met all applicable testing and certification requirements.

**Answer:** Public Transit will accept Eldorado's body construction.

**Question:** Section 3.23.10, Please accept two lights mounted directly on the lift, an overhead light on the interior and a skirt mounted light on the exterior, together they fully meet ADA illumination standards.

**Answer:** Public Transit will accept this request.

**Question:** Please accept GerFlor as approved equal.

**Answer:** Public Transit will accept GerFlor as equal.

**Question:** Section 3.30.11.8 Please accept decal lettering of 1.5" instead of 4".

**Answer:** Public Transit will accept this request.



Department of Administration  
 Purchasing Division  
 2019 Washington Street East  
 Post Office Box 50130  
 Charleston, WV 25305-0130

State of West Virginia  
 Centralized Request for Quote

<b>Proc Folder:</b> 1157978		<b>Reason for Modification:</b>	
<b>Doc Description:</b> 138" Wheelbase, Dual Rear Wheel, Narrow Body Cutaway Vehicle		Addendum No. 3	
<b>Proc Type:</b> Central Master Agreement			
<b>Date Issued</b>	<b>Solicitation Closes</b>	<b>Solicitation No</b>	<b>Version</b>
2023-01-27	2023-02-06 13:30	CRFQ 0810 DMT2300000010	4


**BID RECEIVING LOCATION**

BID CLERK  
 DEPARTMENT OF ADMINISTRATION  
 PURCHASING DIVISION  
 2019 WASHINGTON ST E  
 CHARLESTON WV 25305  
 US

**VENDOR**

**Vendor Customer Code:** VS0000004719  
**Vendor Name :** Rohrer Enterprises, Inc. DBA Rohrer Bus Sales  
**Address :** 1515 State Road PO Box 100  
**Street :**  
**City :** Duncannon  
**State :** PA **Country :** USA **Zip :** 17020  
**Principal Contact :** David M Clawson, Senior Vice President Sales  
**Vendor Contact Phone:** 800-735-3900/540-729-3751 **Extension:** 1363

**FOR INFORMATION CONTACT THE BUYER**  
 David H Pauline  
 304-558-0067  
 david.h.pauline@wv.gov

**Vendor Signature X**  **FEIN#** 23-2059976 **DATE** 2-14-23

All offers subject to all terms and conditions contained in this solicitation

ADDITIONAL INFORMATION
Addendum No. 3
To attached Exhibit B, C, & D that were inadvertently omitted from the original CRFQ.
Bid opening remains February 6,, 2023 at 1:30 pm est.
No other changes.
Federal Terms and Conditions Apply

INVOICE TO	SHIP TO
PUBLIC TRANSIT DIVISION OF BLDG 5 RM 663  1900 KANAWHA BLVD E CHARLESTON WV US	PUBLIC TRANSIT DIVISION OF KANAWHA VALLEY REGIONAL TRANSPORTATION AUTHORITY 1550 FOURTH AVE CHARLESTON WV US

Line	Comm Ln Desc	Qty	Unit Issue	Unit Price	Total Price
1	138" WB DRW Narrow Body Cutaway Vehicles	0.00000	EA		

Comm Code	Manufacturer	Specification	Model #
25101502			

**Extended Description:**

To establish an open ended contract for 138" WB, DRW, Narrow Body Cutaway Vehicles to provide specialized transportation services in an urban and suburban-rural environment including hilly terrain and a severe operating climate suited to stop-start duty cycles.  
See attached Exhibit A Pricing page

**SCHEDULE OF EVENTS**

Line	Event	Event Date
1	Vendor Technical Questions Due 11:00 am est.	2023-01-16

	Document Phase	Document Description	Page
DMT2300000010	Draft	138" Wheelbase, Dual Rear Wheel, Narrow Body Cutaway Vehicle	3

**ADDITIONAL TERMS AND CONDITIONS**

See attached document(s) for additional Terms and Conditions

# SOLICITATION NUMBER: CRFQ DMT2300000009

## Addendum Number: 2

---

The purpose of this addendum is to modify the solicitation identified as CRFQ DMT2200000009 to reflect the change(s) identified and described below.

### Applicable Addendum Category:

- Modify bid opening date and time
- Modify specifications of product or service being sought
- To respond to technical questions
- Attachment of pre-bid sign-in sheet
- Correction of error
- Other

### Additional Documentation:

1. To move bid opening date and time January 12, 2023, at 1:30 pm est.
2. To respond to vendor technical questions, see attached.
3. To change specifications, see attached.
4. No other changes.

### Terms and Conditions:

1. All provisions of the Solicitation and other addenda not modified herein shall remain in full force and effect.
2. Vendor should acknowledge receipt of all addenda issued for this Solicitation by completing an Addendum Acknowledgment, a copy of which is included herewith. Failure to acknowledge addenda may result in bid disqualification. The addendum acknowledgement should be submitted with the bid to expedite document processing.

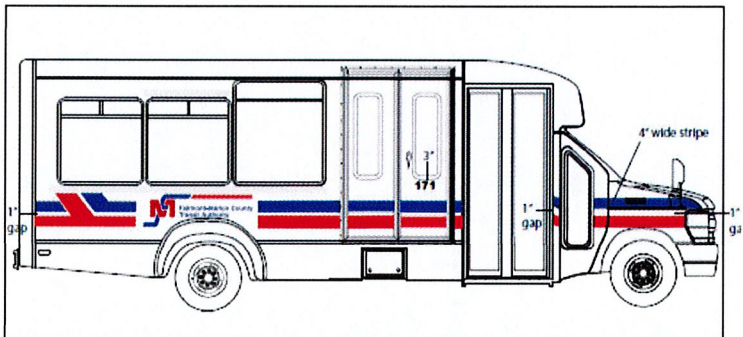
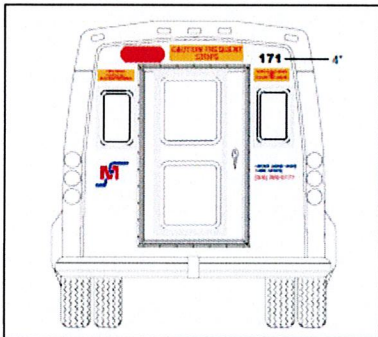
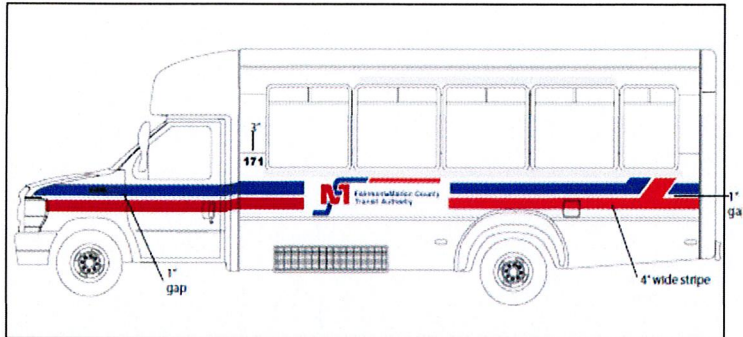
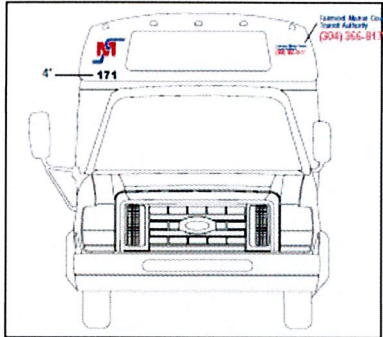
EXHIBIT B, VINYL LOGOS AND STRIPES

CENTRA



# EXHIBIT B, VINYL LOGOS AND STRIPES

## Fairmont-Marion County Transit Authority



\* Graphic colors and placement are representative, the final product may vary. ■ 125 Wild Cardinal Red ■ 266 Patriot Blue ■ 2" White Conspicuity Tape

**EXHIBIT B, VINYL LOGOS AND STRIPES**

**HERE & THERE TRANSIT**



# EXHIBIT B, VINYL LOGOS AND STRIPES

Ohio Valley Eastern Ohio Regional Transit



# EXHIBIT C, EXAMPLES OF PAINT SCHEMES

## Bluefield Area Transit



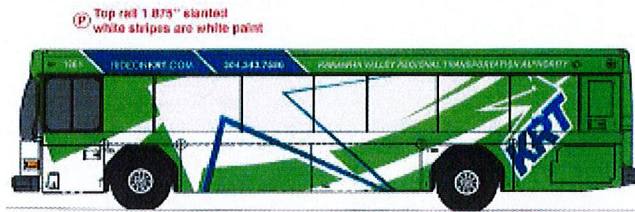
# EXHIBIT C, EXAMPLES OF PAINT SCHEMES

## Buckwheat Express



# EXHIBIT C, EXAMPLES OF PAINT SCHEMES

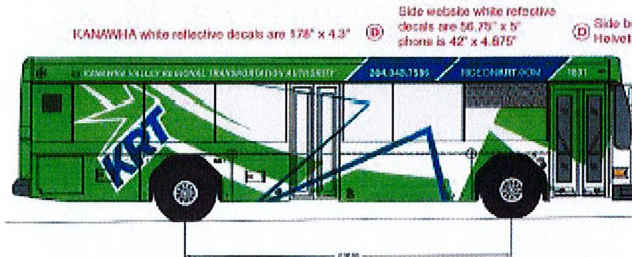
## Kanawha Valley Regional Transit Authority



(P) Decals on the windows are non-reflective 1-way vision except for the green/blue/white KRT logos/blue stripe are opaque reflective decals, slanted top rail blue is reflective decal



(D) Rear KRT reflective logo is 24.6\"/>



KANAWHA white reflective decals are 178\"/>

(K) Side bus numbers are white reflective 5\"/>



(F) Front KRT reflective logo is 23\"/>

### CHARLESTON, WV

(B) Low Floor, 35 foot by 102 inches  
 Serial Numbers: 188534 - 189541  
 Bus Numbers: 1801 - 1800

Graphics, colorizing and Assembly (11-2017)  
 are for visual representation only and not a contract.  
 Agree: 11/15/17

EWG 12/02/2010

### PAINT (Axalta)

White 735083-EX  
 Green 132135-EX  
 Black Gloss N0001-EX  
 Safety White Axalta A307 - Hubs  
 Cameras painted to match scheme

Paint of his to cust:  Yes  NO  
 Sales Eng: CG Date sent: NA  
 Approved:  Yes  NO  
 Paint Stand:  Yes  NO  
 Hard  Soft

### DECALS

White Reflective-680CR-10  
 Light Blue Reflective-680CR-76

The green in the KRT logos are  
 customprinted on 680CR  
 color matching the green paint.  
 Green #32135-EX  
 The blue in the logo is:  
 Light Blue Reflective-680CR-76



### Approval & Acceptance

Approved by: Douglas Hartley

Title: Asst General Manager

For: KVRTX

Date: 11/15/17

Rev: 3 Date: 11-17-17

POC: \_\_\_\_\_

*[Handwritten signature]*

*[Handwritten initials]*

# EXHIBIT C, EXAMPLES OF PAINT SCHEMES

## Eastern Panhandle Transit Authority

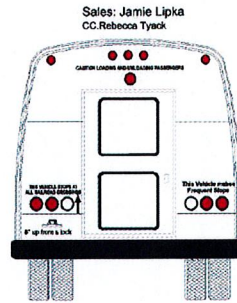



# EXHIBIT C, EXAMPLES OF PAINT SCHEMES

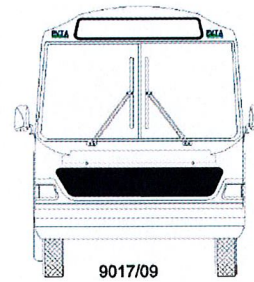

## Potomac Valley Transit Authority

Paint Scheme form

Unit # \_\_\_\_\_



2" Conspicuity Tape



Vinyl Colors & Numbers

1.) # 140 Blue \_\_\_\_\_

2.) \_\_\_\_\_

3.) # Spectra Everglade Green \_\_\_\_\_

Customer Signature

Generic form

Robin Miller  
(Graphics Dept.)

February 16, 06

**EXHIBIT C, EXAMPLES OF PAINT SCHEMES**

**Little Kanawha Transit Authority**



**EXHIBIT C, EXAMPLES OF PAINT SCHEMES**

**Tri-State Transit Authority**



## EXHIBIT C, EXAMPLES OF PAINT SCHEMES

Mid-Ohio Valley Transit Authority




## EXHIBIT C, EXAMPLES OF PAINT SCHEMES

### Tri-River Transit



**EXHIBIT C, EXAMPLES OF PAINT SCHEMES**

**Mountain Line Transit Authority**



**EXHIBIT C, EXAMPLES OF PAINT SCHEMES**

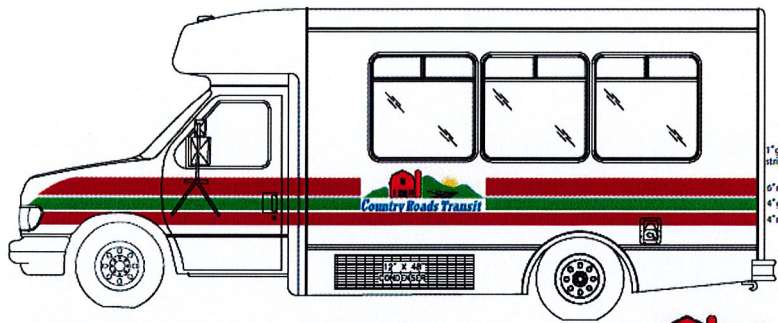
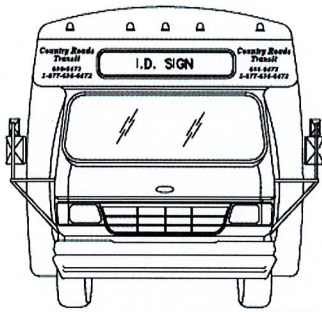
**New River Transit**



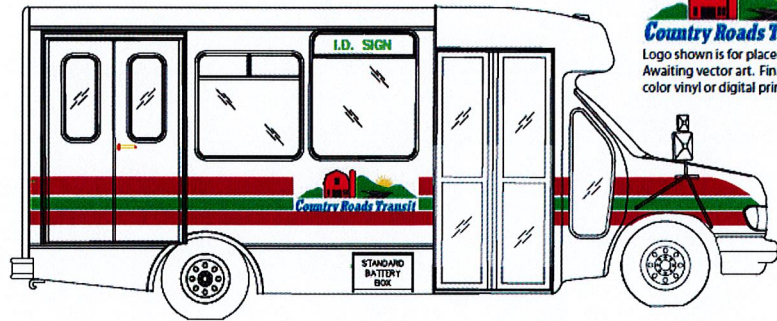
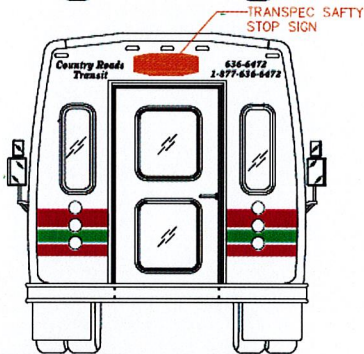


# EXHIBIT C, EXAMPLES OF PAINT SCHEMES

## Country Roads Transit




1" gap between stripes  
 6" red stripe  
 4" green stripe  
 4" red stripe



**Country Roads Transit**  
 Logo shown is for placement only. Awaiting vector art. Final output 5 color vinyl or digital print (TBD)



Country Roads Transit on GCII 158/263  
 Preliminary Art for Approval 6/10/13



**5310 Logo and Striping Example**





Department of Administration  
 Purchasing Division  
 2019 Washington Street East  
 Post Office Box 50130  
 Charleston, WV 25305-0130

State of West Virginia  
 Centralized Request for Quote

<b>Proc Folder:</b> 1157978		<b>Reason for Modification:</b>	
<b>Doc Description:</b> 138" Wheelbase, Dual Rear Wheel, Narrow Body Cutaway Vehicle		Addendum No. 4	
<b>Proc Type:</b> Central Master Agreement			
<b>Date Issued</b>	<b>Solicitation Closes</b>	<b>Solicitation No</b>	<b>Version</b>
2023-01-30	2023-02-14 13:30	CRFQ 0810 DMT2300000010	5

BID RECEIVING LOCATION
BID CLERK DEPARTMENT OF ADMINISTRATION PURCHASING DIVISION 2019 WASHINGTON ST E CHARLESTON WV 25305 US

VENDOR
<b>Vendor Customer Code:</b> VS0000004719 <b>Vendor Name :</b> Rohrer Enterprises, Inc. DBA Rohrer Bus Sales <b>Address :</b> 1515 State Road PO Box 100 <b>Street :</b> <b>City :</b> Duncannon <b>State :</b> PA <b>Country :</b> USA <b>Zip :</b> 17020 <b>Principal Contact :</b> David M Clawson, Senior Vice President Sales <b>Vendor Contact Phone:</b> 1800-735-3900/540-729-3751 <b>Extension:</b> 1363

FOR INFORMATION CONTACT THE BUYER
David H Pauline 304-558-0067 david.h.pauline@wv.gov

<b>Vendor Signature X</b> 	<b>FEIN#</b> 23-2059976	<b>DATE</b> 2-14-23
---	-------------------------	---------------------

All offers subject to all terms and conditions contained in this solicitation

**ADDITIONAL INFORMATION**

Addendum No. 4

To respond to vendor question and change specifications, see attached

To move bid opening date and time to February 14, 2023 at 1:30 pm est.

No other changes.

Federal Terms and Conditions Apply

**INVOICE TO****SHIP TO**PUBLIC TRANSIT DIVISION  
OF  
BLDG 5 RM 663PUBLIC TRANSIT DIVISION  
OFKANAWHA VALLEY  
REGIONAL  
TRANSPORTATION  
AUTHORITY1900 KANAWHA BLVD E  
CHARLESTON WV  
US1550 FOURTH AVE  
CHARLESTON WV  
US

Line	Comm Ln Desc	Qty	Unit Issue	Unit Price	Total Price
1	138" WB DRW Narrow Body Cutaway Vehicles	0.00000	EA		

**Comm Code****Manufacturer****Specification****Model #**

25101502

**Extended Description:**

To establish an open ended contract for 138" WB, DRW, Narrow Body Cutaway Vehicles to provide specialized transportation services in an urban and suburban-rural environment including hilly terrain and a severe operating climate suited to stop-start duty cycles.

See attached Exhibit A Pricing page

**SCHEDULE OF EVENTS**

<u>Line</u>	<u>Event</u>	<u>Event Date</u>
1	Vendor Technical Questions Due 11:00 am est.	2023-01-16

**SOLICITATION NUMBER: CRFQ DMT23\*10**  
**Addendum Number: 4**

---

The purpose of this addendum is to modify the solicitation identified as (“CRFQ DMT23\*10”) to reflect the change(s) identified and described below.

**Applicable Addendum Category:**

- Modify bid opening date and time
- Modify specifications of product or service being sought
- Attachment of vendor questions and responses
- Attachment of pre-bid sign-in sheet
- Correction of error
- Other

**Description of Modification to Solicitation:**

1. No respond to vendor technical question, see attached.
2. To change specifications, see attached.
3. To move bid opening date & time to February 14, 2023, at 1:30 pm est.
4. No other changes.

**Additional Documentation:** Documentation related to this Addendum (if any) has been included herewith as Attachment A and is specifically incorporated herein by reference.

**Terms and Conditions:**

1. All provisions of the Solicitation and other addenda not modified herein shall remain in full force and effect.
2. Vendor should acknowledge receipt of all addenda issued for this Solicitation by completing an Addendum Acknowledgment, a copy of which is included herewith. Failure to acknowledge addenda may result in bid disqualification. The addendum acknowledgement should be submitted with the bid to expedite document processing.

## **CRFQ 0810 DMT 23\*10**

### **138" Wheelbase, Narrow Body Cutaway Vehicle**

**Question:** For clarification purposes, in addendum #2, it was approved to allow the 4.3L V6 Engine. The 4.3L Chassis for this vehicle is not available in a Dual Rear Wheel configuration. The Chassis for the 4.3L is a light chassis of 9,900 lbs. GVWR and normally used for school buses. This changes the specifications; will Public Transit allow this?

**Answer:** Public Transit is seeking a 138" Wheelbase, narrow body cutaway vehicle with dual rear wheels. Public Transit will not allow the 4.3L V6 if the Chassis isn't available to be dual rear wheels from the manufacturer.



Department of Administration  
 Purchasing Division  
 2019 Washington Street East  
 Post Office Box 50130  
 Charleston, WV 25305-0130

State of West Virginia  
 Centralized Request for Quote

<b>Proc Folder:</b> 1157978			<b>Reason for Modification:</b> Addendum No. 5
<b>Doc Description:</b> 138" Wheelbase, Dual Rear Wheel, Narrow Body Cutaway Vehicle			
<b>Proc Type:</b> Central Master Agreement			
<b>Date Issued</b>	<b>Solicitation Closes</b>	<b>Solicitation No</b>	<b>Version</b>
2023-02-07	2023-02-14 13:30	CRFQ 0810 DMT2300000010	6


**BID RECEIVING LOCATION**

BID CLERK  
 DEPARTMENT OF ADMINISTRATION  
 PURCHASING DIVISION  
 2019 WASHINGTON ST E  
 CHARLESTON WV 25305  
 US

**VENDOR**

**Vendor Customer Code:** VS0000004719  
**Vendor Name :** Rohrer Enterprises, Inc. DBA Rohrer Bus Sales  
**Address :** 1515 State Road PO Box 100  
**Street :**  
**City :** Duncannon  
**State :** PA **Country :** USA **Zip :** 17020  
**Principal Contact :** David M Clawson, Senior Vice President Sales  
**Vendor Contact Phone:** 800-735-3900/540-729-3751 **Extension:** 1363

**FOR INFORMATION CONTACT THE BUYER**  
 David H Pauline  
 304-558-0067  
 david.h.pauline@wv.gov

**Vendor Signature X**  **FEIN#** 23-205997 **DATE** 2-14-23

All offers subject to all terms and conditions contained in this solicitation

ADDITIONAL INFORMATION
Addendum No. 5
To respond to vendor question and change specifications, see attached
Bid opening remains February 14, 2023 at 1:30 pm est.
No other changes.
Federal Terms and Conditions Apply

INVOICE TO	SHIP TO
PUBLIC TRANSIT DIVISION OF BLDG 5 RM 663  1900 KANAWHA BLVD E CHARLESTON WV US	PUBLIC TRANSIT DIVISION OF KANAWHA VALLEY REGIONAL TRANSPORTATION AUTHORITY 1550 FOURTH AVE CHARLESTON WV US

Line	Comm Ln Desc	Qty	Unit Issue	Unit Price	Total Price
1	138" WB DRW Narrow Body Cutaway Vehicles	0.00000	EA		

Comm Code	Manufacturer	Specification	Model #
25101502			

**Extended Description:**

To establish an open ended contract for 138" WB, DRW, Narrow Body Cutaway Vehicles to provide specialized transportation services in an urban and suburban-rural environment including hilly terrain and a severe operating climate suited to stop-start duty cycles.

See attached Exhibit A Pricing page

SCHEDULE OF EVENTS		
Line	Event	Event Date
1	Vendor Technical Questions Due 11:00 am est.	2023-01-16

	Document Phase	Document Description	Page 3
DMT2300000010	Final	138" Wheelbase, Dual Rear Wheel, Narrow Body Cutaway Vehicle	

**ADDITIONAL TERMS AND CONDITIONS**

See attached document(s) for additional Terms and Conditions



Department of Administration  
 Purchasing Division  
 2019 Washington Street East  
 Post Office Box 50130  
 Charleston, WV 25305-0130

State of West Virginia  
 Centralized Request for Quote

<b>Proc Folder:</b> 1157978			<b>Reason for Modification:</b> Addendum #6
<b>Doc Description:</b> 138" Wheelbase, Dual Rear Wheel, Narrow Body Cutaway Vehicle			
<b>Proc Type:</b> Central Master Agreement			
<b>Date Issued</b>	<b>Solicitation Closes</b>	<b>Solicitation No</b>	<b>Version</b>
2023-02-07	2023-02-14 13:30	CRFQ 0810 DMT2300000010	7

**BID RECEIVING LOCATION**

BID CLERK  
 DEPARTMENT OF ADMINISTRATION  
 PURCHASING DIVISION  
 2019 WASHINGTON ST E  
 CHARLESTON WV 25305  
 US

**VENDOR**

**Vendor Customer Code:** VS0000004719  
**Vendor Name :** Rohrer Enterprises, Inc. DBA Rohrer Bus Sales  
**Address :** 1515 State Road PO Box 100  
**Street :**  
**City :** Duncannon  
**State :** PA **Country :** USA **Zip :** 17020  
**Principal Contact :** David M Clawson, Senior Vice President Sales  
**Vendor Contact Phone:** 800-735-3900/540-729-3751 **Extension:** 1363

**FOR INFORMATION CONTACT THE BUYER**  
 David H Pauline  
 304-558-0067  
 david.h.pauline@wv.gov

**Vendor Signature X**  **FEIN#** 23-2059976 **DATE** 2-14-23

All offers subject to all terms and conditions contained in this solicitation

ADDITIONAL INFORMATION
Addendum No. 6
To attach the documents that were not posted with addendum 5, see attached.
To respond to vendor question and change specifications, see attached
Bid opening remains February 14, 2023 at 1:30 pm est.
No other changes.
Federal Terms and Conditions Apply

INVOICE TO	SHIP TO
PUBLIC TRANSIT DIVISION OF BLDG 5 RM 663  1900 KANAWHA BLVD E CHARLESTON WV US	PUBLIC TRANSIT DIVISION OF KANAWHA VALLEY REGIONAL TRANSPORTATION AUTHORITY 1550 FOURTH AVE CHARLESTON WV US

Line	Comm Ln Desc	Qty	Unit Issue	Unit Price	Total Price
1	138" WB DRW Narrow Body Cutaway Vehicles	0.00000	EA		

Comm Code	Manufacturer	Specification	Model #
25101502			

**Extended Description:**

To establish an open ended contract for 138" WB, DRW, Narrow Body Cutaway Vehicles to provide specialized transportation services in an urban and suburban-rural environment including hilly terrain and a severe operating climate suited to stop-start duty cycles.

See attached Exhibit A Pricing page

SCHEDULE OF EVENTS
--------------------

Line	Event	Event Date
1	Vendor Technical Questions Due 11:00 am est.	2023-01-16

**SOLICITATION NUMBER: CRFQ DMT23\*10**  
**Addendum Number: 6**

---

The purpose of this addendum is to modify the solicitation identified as (“CRFQ DMT23\*10”) to reflect the change(s) identified and described below.

**Applicable Addendum Category:**

- Modify bid opening date and time.
- Modify specifications of product or service being sought.
- Attachment of vendor questions and responses
- Attachment of pre-bid sign-in sheet
- Correction of error
- Other

**Description of Modification to Solicitation:**

1. No respond to vendor technical question, see attached.
2. To change specifications, see attached.
3. To move bid opening date & time to February 14, 2023, at 1:30 pm est.
4. No other changes.

**Additional Documentation:** Documentation related to this Addendum (if any) has been included herewith as Attachment A and is specifically incorporated herein by reference.

**Terms and Conditions:**

1. All provisions of the Solicitation and other addenda not modified herein shall remain in full force and effect.
2. Vendor should acknowledge receipt of all addenda issued for this Solicitation by completing an Addendum Acknowledgment, a copy of which is included herewith. Failure to acknowledge addenda may result in bid disqualification. The addendum acknowledgement should be submitted with the bid to expedite document processing.

## **CRFQ 0810 DMT 23\*10**

### **138" Wheelbase, Narrow Body Cutaway Vehicle**

**Question:** Dual Rear Wheel Ford Transit chassis, as the specifications were originally written around, is offered with two powertrains. The base engine is a naturally aspirated 3.5-liter V-6 that provides 275 horsepower and 262 pound-feet of torque. There's also a turbocharged 3.5-liter V-6 available that generates 310 horsepower and 410 pound-feet of torque. Both engines are paired with a 10-speed automatic transmission. Will Public Transit allow these DRW chassis' to be considered as approved equals?

**Answer:** Public Transit will allow these DRW chassis' to be approved equals.

# **ROHRER**

*School & Commercial Bus Sales*

**February 14, 2023**

David H Pauline  
Department of Administration  
Purchasing Division  
2019 Washington Street E  
Charleston, WV 25305

Ref: CRFQ DMT230000010, 138" WB Dual rear wheel, Narrow Body Cutaway Vehicle

Dear Mr. Pauline:

Rohrer Bus Sales appreciates this opportunity to submit a bid for transit vehicles to the State of West Virginia. Our offering, an Eldorado Advance for classes A through G, meets the intent and letter of your specifications as well as amendments 1-6 with following documentation, clarifications, deviations and/or explanations.

Items to be uploaded to WVOasis are as follows:

**Cover Letter with Exhibit A Pricing page and requested Reference List**

Exhibit A – Pricing spreadsheet for 138" WB Dual rear wheel, Narrow Body Cutaway Vehicle

A list of five (5) users names, addresses, emails and telephone numbers who have been provided similar equipment.

**Enclosure 1            Class A-F build sheets/floorplans**

11.1.1 Complete mechanical description of vehicle, its construction and equipment including manufacturer's model name and/or number.

11.1.2 Proposed interior floor plans, showing detailed dimensions including the location of the wheelchair securement system.

**FOR:** Class A, B, C, and D Technical Proposal, Floorplan and Weight Analysis  
Class E and H Technical Proposal, Floorplan and Weight Analysis  
Class F and I Technical Proposal, Floorplan and Weight Analysis  
Class G and J Technical Proposal, Floorplan and Weight Analysis

**2075 West Main Street, Waynesboro, VA 22980**

*direct 540 729-3751*

***rohrerbus.com***

# **ROHRER**

*School & Commercial Bus Sales*

## **Enclosure 2**

### **Mandatory Bid Forms**

#### REQUIRED BID DOCUMENTATION CHECKLIST

Bid Form #1: Locations of Technical Service Representatives and Parts Distribution Centers

Bid Form #2: Certification for Air & Water Pollution

Bid Form #3: Disadvantaged Business Enterprise Vendors/Manufacturers Certification

Note: The vendor shall also supply with bid FTA TVM DBE Goal Concurrence for the Current Fiscal Year Approval Letter.

Bid Form #4: Buy America Certification Rolling Stock Should the Vendor be declared responsive and low bid, pursuant to Pre-Award and Post Delivery Audit Requirements, the Division will require the Vendor to submit documentation (with the bid or prior to any award) that lists:

1) Component and sub-component parts of the rolling stock to be purchased identified by manufacturer of the parts, their country of origin and costs: and

2) The location of the final assembly point for the rolling stock, including a description of the activities that will take place at the final assembly point and the cost of final assembly.

Bid Form #5: Federal Motor Vehicle Safety Standards Certification Vendor shall also supply with bid a breakdown of FMVSS standards to be met with proposed vehicle.

Bid Form #6: U.S. Comptroller's Debarment List Certification

Bid Form #7: Certification of Primary Participant Regarding Debarment, Suspension, and Other Responsibility Matters

Bid Form #8: Vendor's Certification of Understanding and Acceptance

Bid Form #9: Certification of Restrictions on Lobbying

Bid Form #10: Certification of Compliance with FTA's Bus Testing Requirements

## **Enclosure 3**

### **Technical Proposal and Supporting Documentation from Checklist**

3.2 Chassis- include Load leveling System: provide product description, warranty information and product literature.

3.3 Engine shall be 6.8 Liter V-10 gasoline: provide product description, warranty information and product literature.

6.10 Radio/AM/FM/ Stereo with CD: provide product description, warranty information and product literature.

3.8 Transmission: provide product description, warranty information and product literature.

3.5 Radiator and Cooling System: provide product description, warranty information and product literature.

3.6 High Idle System, provide product description, warranty information and product literature.

4.2 Brakes: provide product description, warranty information and product literature.

4.0 Tilt Wheel, Cruise Control and Power Steering: provide product description.

2.16 Wheelbase: provide length of proposed wheelbase.

3.9.4 Rear View Back-Up Camera: provide product description, warranty information and literature.

4.3 Wheels: provide product description, warranty information and product literature.

4.4 Tires: provide product description, warranty information and product literature.

4.5.6 Battery: provide product description, warranty information and product literature.

4.5.5 Alternator: provide product description, warranty information and product literature.

**2075 West Main Street, Waynesboro, VA 22980**

*direct 540 729-3751*

***rohrerbus.com***

# **ROHRER**

*School & Commercial Bus Sales*

- 5.5 Front and Rear Heating and Air Conditioning: provide product description and warranty information.
  - 4.8 Body Specifications: provide a description of how conversion will take place and meet the specification requirements. Provide actual interior height and body length of proposed vehicle.
  - 5.0 Sealant, Rustproofing and Undercoating: provide product description, warranty information and product literature.
  - 5.1 Passenger Doors and Stepwell: provide a description, dimensions, description of interlock system of all doors and locks to be provided.
  - 3.29 Flooring: provide a description of product to be used, samples of floor covering, colors to be used and assembly process.
  - 6.1 Seats, Grab Handles, Passenger restraints: provide product description, warranty information and product literature.
  - 6.2 Mobility Aid/ Occupant Restraint Systems: provide product description, warranty information and product literature.
  - 6.13 Training: submit letter of understanding to the terms in this Section.
  - 6.8 Security Camera System Including Playback: provide product description, warranty information and product literature.
  - 7.12.2 Warranty on Complete Vehicle.
  - 7.12.3 Warranty on Basic Vehicle Structure.
  - 11.3 Warranty: warranties to be provided on subsystems and components.
  - 13.2 A Complete mechanical description of vehicle, its construction and equipment including manufacturer's model name and/ or number. (See Enclosure 1)
  - 13.2 B Proposed interior floor plans, showing detailed dimensions including the location of the wheelchair securement system. (See Enclosure 1)
  - 13.2 C Curb weight (empty weight) and gross vehicle weight rating (GVWR of vehicle). (See Enclosure 1)
  - 13.2 D Exterior Vinyl Colors: provide samples/chart of available colors.
  - 13.2 H Identification of the conversion location of the van and listing of activities to take place at the location
  - 13.2 I A list of five (5) users names, addresses, emails and telephone numbers who have been provided similar equipment. (See Enclosure 1)
- Miscellaneous Supporting Documents

**Enclosure 4 -** No Debt Affidavit and Addendum Acknowledgement

**Enclosure 5 -** Introduction of like new product for future consideration

Please contact us immediately at 1-800-735-3900 if any additional documentation is required.

Thanks again for your consideration!

Sincerely,

*David*

D.M. Clawson, Jr.  
Bus Sales & Administration  
Direct 540.729.3751  
[dclawson@rohrerbus.com](mailto:dclawson@rohrerbus.com)

**2075 West Main Street, Waynesboro, VA 22980**

**direct 540 729-3751**

**[rohrerbus.com](http://rohrerbus.com)**

**Exhibit A - CRFQ DMT23\*10  
138" Wheelbase Dual Rear Wheel (DRW) Narrow Body Cutaway Vehicle**

CLASS	ITEM DESCRIPTION	UNIT PRICE PER VEHICLE	ESTIMATED QUANTITY	EXTENDED PRICE
A	Vehicle Non-Accessible / Paratransit Package	\$114,650.00	5	\$573,250.00
B	Vehicle with One Wheelchair (WC) Positions/ Paratransit Package	\$120,500.00	5	\$602,500.00
C	Vehicle with Two Wheelchair (WC) Position / Paratransit Package	\$122,480.00	5	\$612,400.00
D	Vehicle/Extended Length/ Front Lift / 3 WC Positions, Paratransit Package	\$126,630.00	5	\$633,150.00
E	Vehicle/ One Wheelchair (WC)/ Fixed Route Package	\$129,480.00	5	\$647,400.00
F	Vehicle/Two WC / Fixed Route Package	\$131,540.00	5	\$657,700.00
G	Vehicle/ Extended Length / Front Lift / Three Wheelchair Positions/ Fixed Route Package	\$135,770.00	5	\$678,850.00
H	Vehicle/ One WC Position / Fixed Route Package / Full Bus Paint or 3/4 Bus Body Paint, Expanded Graphics	\$134,090.00	5	\$670,450.00
I	Vehicle / 2 WC Positions / Fixed Route Package / Full Bus Paint or 3/4 Bus Body Paint, Expanded Graphics	\$135,790.00	5	\$678,950.00
J	Vehicle / Extended Length / Fixed Route Package / Front Lift / Three WC Positions/ Full Bus Paint or 3/4 Bus Body Paint, Expanded Graphics,	\$139,987.00	5	\$699,935.00
AA	Option On-Board Automatic Audio-Visual LED Display Voice Announcement System	\$5,450.00	5	\$27,250.00
<b>TOTAL BID FOR EVALUATION</b>				<b>\$6,454,585.00</b>

*\*Complete form provided.*

*\*Please note these are only estimated quantities and do not reflect any guarantee of purchase.*

*\*The DPT may purchase more or less as needed.*

*\*Please do not alter pricing page.*

# **ROHRER**

*School & Commercial Bus Sales*

---

## **REFERENCES**

### **REFERENCE #1: Pennsylvania Department of General Services**

Rohrer Bus Sales has held the state contract for Pennsylvania since 2007 and currently holds a contract which has been renewed until April 2019. This contract contains shuttle bus products from 21' – 31' in length and includes Ford, Chevrolet and Freightliner chassis. This contract also includes wheelchair minivan conversions.

Contact: John Levitsky, Program Manager  
Department of General Services  
Bureau of Procurement  
555 Walnut Street, 6<sup>th</sup> Floor Forum Place  
Harrisburg, PA 17101  
717-787-1206  
[jlevitsky@pa.gov](mailto:jlevitsky@pa.gov)

### **REFERENCE #2: Federal Government's General Service Administration**

For over ten years, Rohrer Bus Sales has provided Ford and Freightliner chassis to the Federal government. Our current contract is GS-30F-DA024 and is in process of being renewed for the 3<sup>rd</sup> of 4 option periods. The annual volume on this contract is generally in the 40-50 buses per year range

Contact: Craig D. Yokum, Contract Officer  
U.S. General Services Administration/Federal Acquisition Service  
Office of Travel, Transportation and Logistics  
Light Vehicles Branch - QMAAA  
1800 F Street, NW, 3rd Floor, Hub 3200  
Washington, DC 20405  
[craig.yokum@gsa.gov](mailto:craig.yokum@gsa.gov)  
Phone 703-605-9291  
Cell 571-748-8753

# **ROHRER**

*School & Commercial Bus Sales*

---

## **REFERENCE #3 - SCTA**

Currently administering a state wide multi-year contract on behalf of all transit systems in the state of Pennsylvania. Rohrer holds both an F550 contract and a Ford Transit contract. Expect to sell and service 2-300 vehicles over life of contract

Contact: *Jeffrey H. Glisson*

*Director of Capital Projects/Planning*

*Telephone (717) 358-1928*

*Email [jglisson@sctapa.com](mailto:jglisson@sctapa.com)*



## **REFERENCE #4 - Harrisburg International Airport**

For over twenty years, Rohrer Bus Sales has provided Ford and Chevrolet cutaways, Freightliner M2, rear engine and low floor buses to HIA.

Contact: Robert Gardner, Vehicle Maintenance Supervisor  
513 Airport Drive  
Middletown, PA 17057  
717-948-3900  
[bobg@saraa.org](mailto:bobg@saraa.org)

## **REFERENCE #5 - State of West Virginia**

Contract history extends for over twenty years - Rohrer Bus Sales combined with David Clawson management experience has provided Dodge, Ford and Freightliner vans and buses to WV in excess of 900 vehicles.

Contact: Current Manager, John Caldwell  
West Virginia Division of Public Transit  
1900 Kanawha Blvd., East  
Building 5, Room 650

Previous Manager - Tim Thomas  
Now working for Mountain Transit Authority  
1096 Broad Street  
Summersville, WV 26651

# ROHRER

School & Commercial Bus Sales



## MobilityTrans

# CURBSIDE LOADER

Newly available for small bus buyers! Curbside ambulatory & wheelchair access. Available in OEM All Wheel Drive!

MobilityTRANS has designed high quality dual-curbside entries that allow easy access in and out of the bus in areas requiring side access for both.

- 10360 GVWR, Customizable floorplans
- High quality Ford dual A/C system, interior trim and most wiring. Ford seating available. All serviceable at any Ford dealer
- Destination signs, camera systems, escape hatches, Smartfloor and numerous options
- Transit van based buses offer higher fuel economy, have fewer modifications and have more safety features than traditional buses
- Made in the USA. Meets Buy America
- Wheelchair lift doorway available with Ford sliding door



## What Options Are Available?



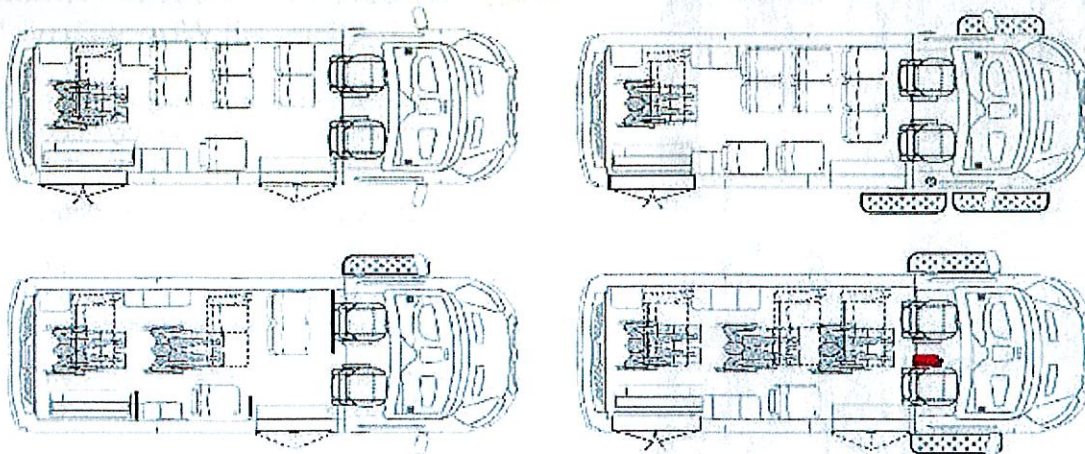
- 3.5 L or 3.5 L Ecoboost gas engines available.
- 800 lb. capacity ADA wheel chair lifts available. Wide variety of tie-downs.
- Choice of Ford, Freedman or AMFBruns seats. Three point safety belts standard.
- Multiple seating and wheelchair configurations.



### MULTIPLE CONFIGURATIONS

With or without wheelchair capacity

MobilityTRANS offers a variety of seating configurations to customize the Ford Transit to meet your transportation needs:



Before you purchase any vehicle, you should know all the facts; that's why we are always here to help you and are always looking out for your best interests! Please contact us to learn more about wheelchair accessible transportation options. We'd love to hear from you at **(800) 735-3900** or **sales@rohrerbus.com!**

**Corporate Office:**

P.O. Box 100, 1515 State Road,  
Duncannon, PA 17020

Service available in Duncannon, Lewisburg, Drums, and Matamoras PA.

Also in many other locations in the surrounding MidAtlantic region.

The **MobilityTrans Curbside Loader** is the result of working with Ford to meet the QVM standards. Initially there was to be no modification of the boron steel frame thus prohibiting the installation of a side lift door. All wheelchair accessible Ford Transit vans and wagons had lifts in the rear or side doors but not at the curbside rear sidewall. Unfortunately, this bid had too many deviations to allow us to be responsible. Initial review of pricing would suggest that it would be a more cost effective and fuel efficient option than our offer for today's bid.

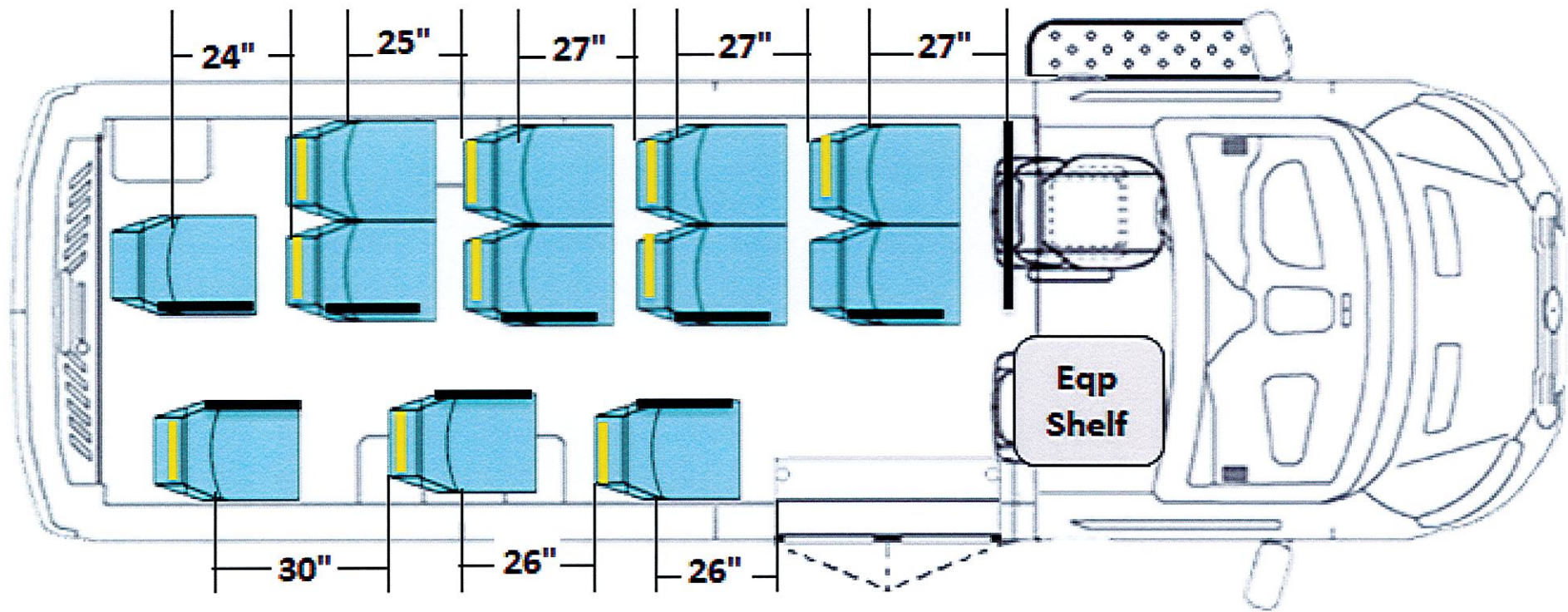
See list of deviations below and attached floorplans that could have been offered had the specs been more closely linked to this product

**Deviations:**

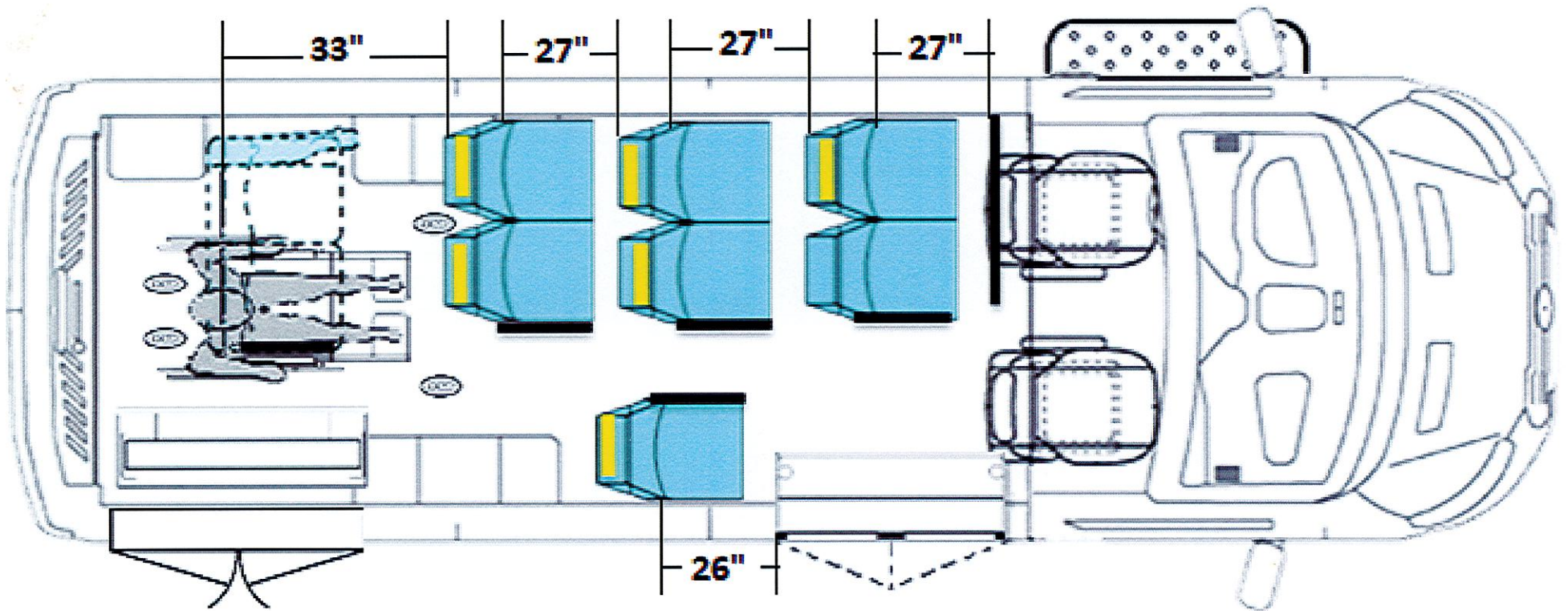
1. 3.8.5 No Mor/Ryde
2. 3.4.1 25 gallon Tank
3. 3.3.1 V6 Non-ecoboost
4. 3..9.3 door ajar alarm. Rear Door is open or Rear Door is closed, alarm goes off if open. No ajar
5. 3.13.3 OEM white wheels no longer available
6. 3.14.4 Mud flaps are hard plastic.
7. 3.22.2 No Romeo Rim
8. 3.27.2 Exterior Lights are incandescent.
9. 3.31.10 Driver seat is OEM cloth 10-way power.
10. Aisle width is 8".
11. We are using 16" wide Freedman seats for rigid seats and 17.5" for foldaways
12. Cannot have a top seat grab on an ICS seat.
13. Using L-pods instead of flush mounted L-Track
14. On the 3-wheelchair floorplan they will not get 6" in-between wheelchair positions.
15. 3.27.16 Transpec Model #7500 will not fit on the rear of a Transit because the back doors are not flat, unable to mount.
16. 3.28.6, No standee line. It's not applicable on our build. Passenger do not enter in the driver's compartment area.
17. Knee Saver is not available on foldaway seats.
18. We will be using our undercoat which is a different brand.
19. For painting the van, we do not include doors jams. Would have to take all the doors off to do this.
20. 3.40.2, We cannot add conduit for the antenna during the build unless the agency sends us the antenna so we can add it. Adding conduit for an antenna to be added later would leave an exposed hole in the roof. The agency would have to take half the van apart to add the antenna later.
21. We will be using a push button for the passenger signaling system.
22. MobilityTrans warranty is 12 months unlimited miles and Ford Warranty

Hip to Knee can vary from 24" to 28".

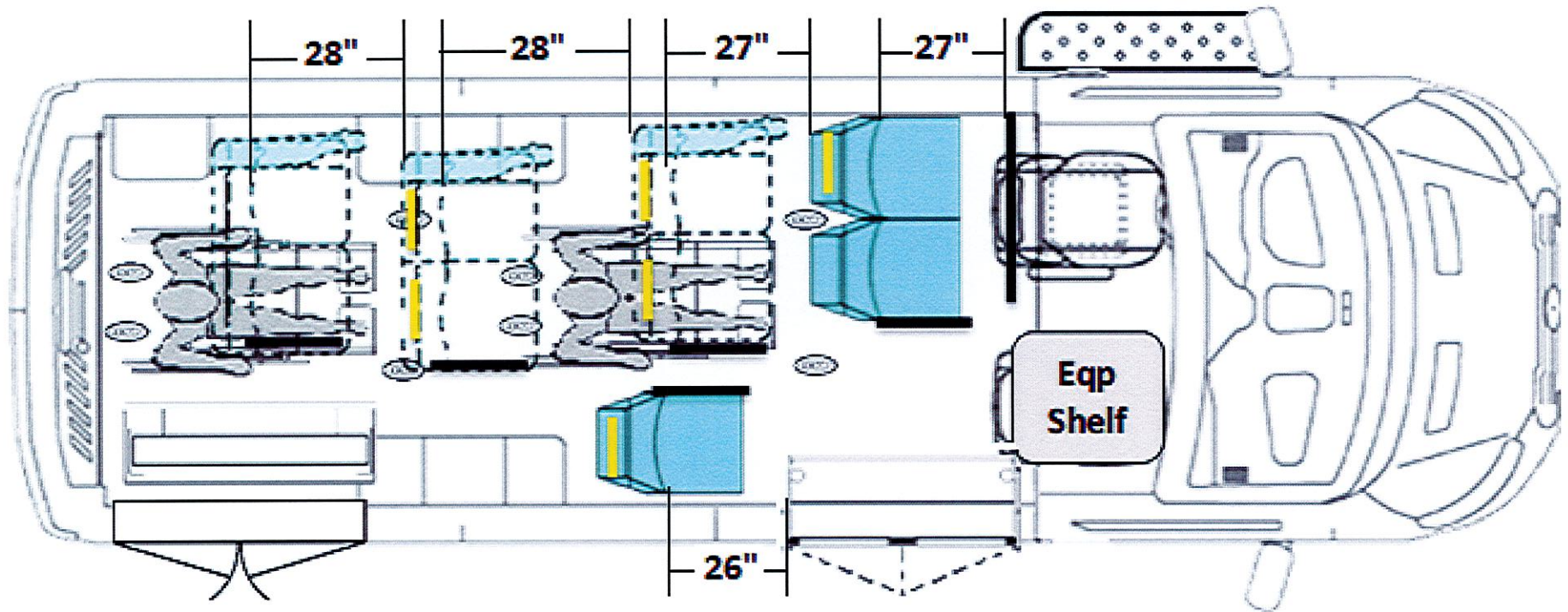
Ford Transit 350, High Roof, 22' Long, 148" WB, DRW



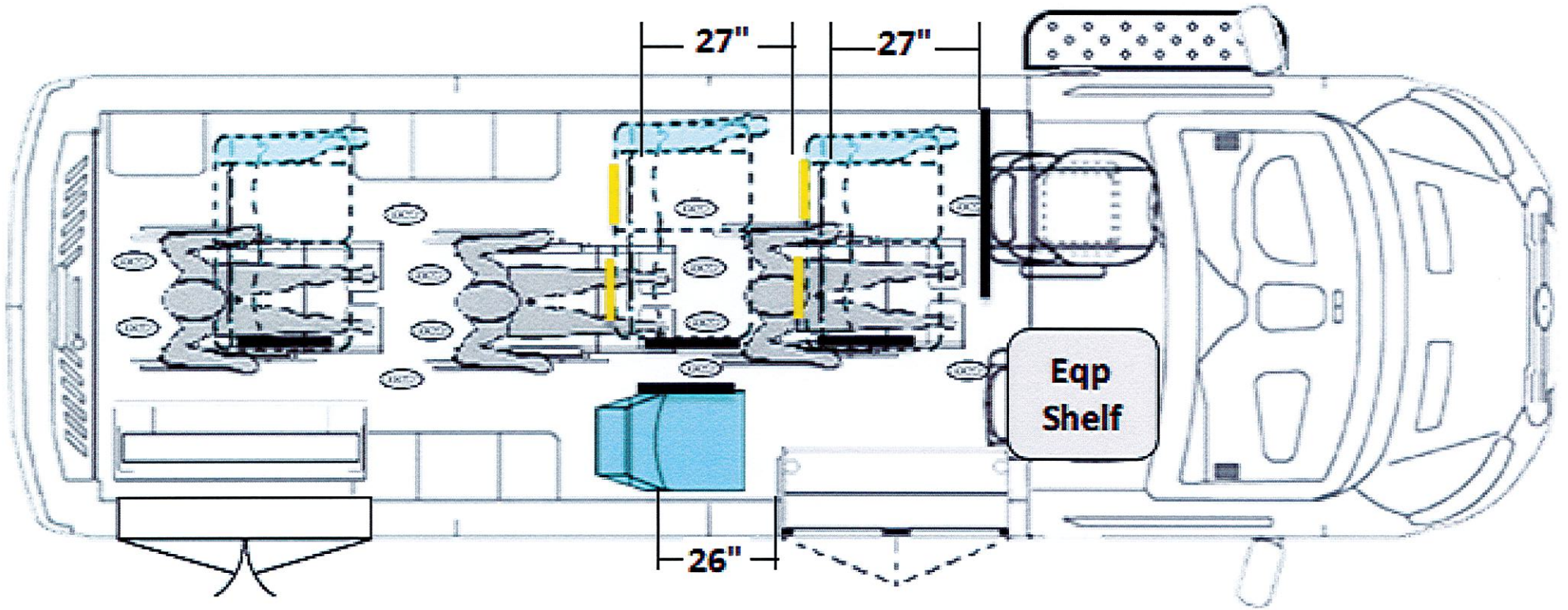
Ford Transit 350, High Roof, 22' Long, 148" WB, DRW



Ford Transit 350, High Roof, 22' Long, 148" WB, DRW



Ford Transit 350, High Roof, 22' Long, 148" WB, DRW



REQUEST FOR QUOTATION – CRFQ DMT23\*10  
138" Wheelbase Dual Rear Wheel (DRW) Narrow Body Cutaway Vehicle

---

**REQUIRED BID DOCUMENTATION CHECKLIST**

Model Year: 2024 Model: FORD E350 ELDORADO ADVANTAGE

**Mandatory Bid Forms – must be submitted with bid:**

- Bid Form #1: Locations of Technical Service Representatives and Parts Distribution Centers
- Bid Form #2: Certification for Air & Water Pollution
- Bid Form #3: Disadvantaged Business Enterprise Vendors/Manufacturers Certification  
**The vendor shall also supply with bid FTA TVM DBE Goal Concurrence for the Current Fiscal Year Approval Letter.**
- Bid Form #4: Buy America Certification Rolling Stock  
**Should the Vendor be declared responsive and low bid, pursuant to Pre-Award and Post Delivery Audit Requirements, the Division will require the Vendor to submit documentation (with the bid or prior to any award) that lists:**
  - 1) Component and sub-component parts of the rolling stock to be purchased identified by manufacturer of the parts, their country of origin and cost; and
  - 2) The location of the final assembly point for the rolling stock, including a description of the activities that will take place at the final assembly point and the cost of final assembly.
- Bid Form #5: Federal Motor Vehicle Safety Standards Certification  
**Vendor shall also supply with bid a breakdown of FMVSS standards to be met with proposed vehicle.**
- Bid Form #6: U.S. Comptroller's Debarment List Certification
- Bid Form #7: Certification of Primary Participant Regarding Debarment, Suspension, and Other Responsibility Matters
- Bid Form #8: Vendor's Certification of Understanding and Acceptance
- Bid Form #9: Certification of Restrictions on Lobbying
- Bid Form #10: Certification of Compliance with FTA's Vehicle Testing Requirements  
**A copy of the vehicle testing report (if available) shall be included with the bid.**
- Exhibit A Pricing Page (8)

REQUEST FOR QUOTATION  
138" Wheelbase Dual Rear Wheel (DRW) Narrow Body Cutaway Vehicle

---

**BID FORM #1**

**MANDATORY BID FORM – MUST BE SUBMITTED WITH BID**

Location(s) of the Technical Service Representative(s) and parts distribution center(s) closest or in the State of West Virginia.

**Location(s) of the technical service representative(s).**

**Name:** Ryan Renninger

**Address:** 1515 State Road PO Box 100

Duncannon, PA 17020

**Telephone:** 800-735-3900

**Name:** David M Clawson

**Address:** 2075 B West Main Street

Waynesboro, VA 22980

**Telephone:** 540-729-3751

**Location(s) of parts distribution center(s).**

**Name:** Rohrer Bus Sales

**Address:** 1515 State Road PO Box 100

Duncannon, PA 17020

**Telephone:** 800-735-3900

**Name:** \_\_\_\_\_

**Address:** N/A

\_\_\_\_\_

**Telephone:** \_\_\_\_\_

REQUEST FOR QUOTATION  
138" Wheelbase Dual Rear Wheel (DRW) Narrow Body Cutaway Vehicle

---

**BID FORM #2**

**CERTIFICATION FOR AIR & WATER POLLUTION  
MANDATORY BID FORM – MUST BE SUBMITTED WITH BID**

The Vendor certifies that the vehicles proposed:

ARE  in compliance with the regulations in 40 CFR Part 85, 40 CFR Part 86, 40 CFR Part 600, Clean Water Act and the air/water pollution criteria established by the Environmental Protection Agency of the United States Government.

ARE NOT  in compliance with the regulations in 40 CFR Part 85, 40 CFR Part 86, 40 CFR Part 600, Clean Water Act and the air/water pollution criteria established by the Environmental Protection Agency of the United States Government.

2-14-23

Date



Authorized Signature

Senior Vice President Sales

Title

Rohrer Enterprises, Inc. DBA Rohrer Bus Sales  
Company Name

**BID FORM #3**

**DISADVANTAGED VEHICLE BUSINESS ENTERPRISE  
VENDORS/ MANUFACTURERS CERTIFICATION**

**MANDATORY BID FORM – MUST BE SUBMITTED WITH BID**

**(Check appropriate statement)**

The Vendor, if a transit vehicle manufacturer, hereby certifies that it has complied with the requirements of 49 CFR Section 26.49 by submitting an annual DBE goal to the Federal Transit Administration (FTA). The goal has either been approved or not disapproved by FTA.

The Vendor, if a non-manufacturing supplier, hereby certifies that the manufacturer of the transit vehicle to be supplied has complied with the above-referenced requirement of 49 CFR Section 26.49.

2-14-23  
Date

  
Authorized Signature

Senior Vice President Sales  
Title

Rohrer Enterprises, Inc. DBA Rohrer Bus Sales  
Company Name

REQUEST FOR QUOTATION  
138" Wheelbase Dual Rear Wheel (DRW) Narrow Body Cutaway Vehicle

---

**BID FORM #4**


**BUY AMERICA CERTIFICATION  
ROLLING STOCK  
MANDATORY BID FORM – MUST BE SUBMITTED WITH BID**

**Certificate of Compliance**

The bidder or offeror hereby certifies that it will comply with the requirements of section 165(b) (3), of the Surface Transportation Assistance Act of 1982, as amended, and the applicable regulations of 49 CFR 661.11:

2-14-23

Date

  
\_\_\_\_\_  
Authorized Signature

Rohrer Enterprises, Inc. DBA Rohrer Bus Sales  
Company Name

David M Clawson  
Name

Senior Vice President Sales  
Title

**Certificate for Non-Compliance**

The bidder or offeror hereby certifies that it cannot comply with the requirements of section 165(b) (3) of the Surface Transportation Assistance Act of 1982, as amended, but may qualify for an exception to the requirement consistent with section 165(b) (2) or (b) (4) of the Surface Transportation Assistance Act, as amended, and the applicable regulations in 49 CFR 661.7.

\_\_\_\_\_  
Date

\_\_\_\_\_  
Authorized Signature

\_\_\_\_\_  
Company Name

\_\_\_\_\_  
Name

\_\_\_\_\_  
Title

Revised 10/27/14

REQUEST FOR QUOTATION  
138" Wheelbase Dual Rear Wheel (DRW) Narrow Body Cutaway Vehicle

---


**BID FORM #5**

**FEDERAL MOTOR VEHICLE  
SAFETY STANDARDS CERTIFICATION**

**MANDATORY BID FORM – MUST BE SUBMITTED WITH BID**

The vendor hereby certifies that it shall submit, as required by Title 49 of the CFR, Part 663 - Subpart D, its self-certification information stating that the vehicle(s) will comply with the relevant Federal Motor Vehicle Safety Standards issued by the National Highway Traffic Safety Administration in Title 49 of the Code of Federal Regulations, Part 571.

2-14-23  
Date

  
Authorized Signature

Senior Vice President Sales  
Title

Rohrer Enterprises, Inc. DBA Rohrer Bus Sales  
Company Name

REQUEST FOR QUOTATION  
138" Wheelbase Dual Rear Wheel (DRW) Narrow Body Cutaway Vehicle

---

**BID FORM #6**  
**U.S. Comptroller's Debarment List Certification**  
**MANDATORY BID FORM – MUST BE SUBMITTED WITH BID**


\_\_\_\_\_ hereby certifies that it

\_\_\_\_\_ IS or

IS NOT (specify one) included on the U.S. GSA's debarment and suspension information available at <https://www.sam.gov>.

2-14-23

Date



Authorized Signature

Senior Vice President Sales

Title

Rohrer Enterprises, Inc. DBA Rohrer Bus Sales  
Company Name

REQUEST FOR QUOTATION  
138" Wheelbase Dual Rear Wheel (DRW) Narrow Body Cutaway Vehicle

---

**BID FORM #7**


**MANDATORY BID FORM – MUST BE SUBMITTED WITH BID**  
**CERTIFICATION OF PRIMARY PARTICIPANT REGARDING**  
**DEBARMENT, SUSPENSION, AND OTHER RESPONSIBILITY MATTERS**

The Primary Participant (applicant for an FTA grant or cooperative agreement, or potential contractor for a major third-party contract),  
Rohrer Enterprises, Inc. DBA Rohrer Bus Sales (COMPANY NAME) certifies to the best of its knowledge and belief, that it and its principals:

1. Are not presently debarred, suspended, proposed for debarment, declared ineligible, or voluntarily excluded from covered transactions by any Federal department or agency;
2. Have not within a three-year period preceding this proposal been convicted of or had a civil judgment rendered against them for commission of fraud or a criminal offense in connection with obtaining, attempting to obtain, or performing a public (Federal, State or local) transaction or contract under a public transaction; violation of Federal or State antitrust statutes or commission of embezzlement, theft, forgery, bribery, falsification or destruction of records, making false statements, or receiving stolen property.
3. Are not presently indicted for or otherwise criminally or civilly charged by a governmental entity (Federal, State or local) with commission of any of the offenses enumerated in paragraph (2) of this certification; and
4. Have not within a three-year period preceding this application/proposal had one or more public transactions (Federal, State or local) terminated for cause or default.

If the primary participant (applicant for an FTA grant, or cooperative agreement, or potential third-party contractor) is unable to certify to any of the statements in this certification, the participant shall attach an explanation to this certification.)

THE PRIMARY PARTICIPANT (APPLICANT FOR AN FTA GRANT OR COOPERATIVE AGREEMENT, OR POTENTIAL CONTRACTOR FOR A MAJOR THIRD-PARTY CONTRACT), Rohrer Enterprises, Inc., CERTIFIES OR AFFIRMS THE TRUTHFULNESS AND ACCURACY OF THE CONTENTS OF THE STATEMENTS SUBMITTED ON OR WITH THIS CERTIFICATION AND UNDERSTANDS THAT THE PROVISIONS OF 31 U.S.C. SECTIONS 3801 ET SEQ. ARE APPLICABLE THERETO.

  
\_\_\_\_\_, Senior Vice President Sales  
Signature and Title of Authorized Official


**BID FORM #8**  
**MANDATORY BID FORM – MUST BE SUBMITTED WITH BID**

***VENDOR'S CERTIFICATION OF  
UNDERSTANDING AND ACCEPTANCE***

The Vendor hereby certifies that all Technical Specifications and Contract Terms and Conditions have been carefully reviewed, are fully understood and shall be adhered to in performance and completion of any contract resulting from this bid.

2-14-23

Date



Authorized Signature

Senior Vice President Sales

Title

Rohrer Enterprises, Inc. DBA Rohrer Bus Sales  
Company Name

**SPECIFICATION COMPLIANCE**

NOTE: Please check if what is offered is in exact compliance with specifications. **Any discrepancies must be listed as an attachment to the bid proposal. Exact dimensions and/or descriptions must be provided as a part of the Vendor's bid proposal when submitted.**

Bid proposal submitted meets and/or exceeds all specification requirements.

Bid proposal submitted contains deviations from specification requirements.  
Detailed descriptions of these deviations have been provided with this bid proposal.

**BID FORM #9**  
**MANDATORY BID FORM – MUST BE SUBMITTED WITH BID**  
**CERTIFICATION OF RESTRICTIONS ON LOBBYING**

The undersigned (Vendor, Contractor) certifies, to the best of his or her knowledge and belief, that:

1. No Federal appropriated funds have been paid or will be paid by or on behalf of the undersigned, to any person for influence or attempt to influence an officer or employee of any Federal agency, a Member of Congress, an officer or employee of Congress, or an employee of a Member of Congress regarding the award of a Federal grant, loan (including a line of credit), cooperative agreement, loan guarantee, or loan insurance, or the extension, continuation, renewal, amendment, or modification of any Federal grant, loan (including a line of credit), cooperative agreement, loan guarantee, or loan insurance.
2. If any funds other than Federal appropriated funds have been or will be paid to any person to influence or attempt to influence an officer or employee of any Federal agency, a Member of Congress, an officer or employee of Congress, or any employee of a Member of Congress in connection with any application for a Federal grant, loan (including a line of credit), cooperative agreement, loan guarantee, or loan insurance, the undersigned assures that it will complete and submit Standard Form-LLL, "Disclosure of Lobbying Activities," Rev. 7-97; and
3. The undersigned understands that the language of this certification shall be included in the award documents for all sub awards at all tiers (including subcontracts, sub grants, sub agreements, and contracts under grants, loans (including a line of credit), cooperative agreements, loan guarantees, and loan insurance.

Undersigned understands that this certification is a material representation of fact upon which reliance is placed by the Federal government and that submission of this certification is a prerequisite for providing a Federal grant, loan (including a line of credit), cooperative agreement, loan guarantee, or loan insurance for a transaction covered by 31 U.S.C. 1352. The undersigned also understands that any person who fails to file a required certification shall be subject to a civil penalty of not less than \$10,000 and not more than \$100,000 for each such failure.

The (Vendor, Contractor) Rohrer Enterprises, Inc. DBA Rohrer Bus Sales, certifies or affirms the truthfulness and accuracy of each statement of its certification and disclosure, if any. In addition, the (Vendor, Contractor) understands and agrees that the provisions of 31 U.S.C. §§ 3801, et seq., apply to this certification and disclosure.

2-14-23  
Date

  
Authorized Signature

Senior Vice President Sales  
Title

**BID FORM #10**

**CERTIFICATION OF COMPLIANCE WITH FTA'S  
BUS TESTING REQUIREMENTS**

The undersigned (Vendor/Manufacturer) certifies that the vehicle offered in this procurement complies with 49 U.S.C. 5318, as amended by MAP-21, and FTA regulations, "Bus Testing," 49 CFR Part 665.

The undersigned understands that misrepresenting the testing status of a vehicle acquired with Federal financial assistance may subject the undersigned to civil penalties as outlined in the Department of Transportation's regulation on Program Fraud Civil Remedies, 49 CFR Part 31. In addition, the undersigned understands that FTA may suspend or debar a manufacturer under the procedures in 49 CFR Part 29.

2-14-23

Date



Authorized Signature

Senior Vice President Sales

Title

Rohrer Enterprises, Inc. DBA Rohrer Bus Sales

Company Name

# ROHRER

School & Commercial Bus Sales

Rohrer Bus Sales response to CRFQ DMT2300000010, 138"-158"  
Narrow Body Cutaway Vehicle



Ford E350 chassis with Eldorado Advance narrow bus body

## Mechanical Description for Class A Paratransit, non-accessible

### ADVANCE - FORD E350 - 11,500 GVWR - CONVERSION ONLY PRICING

ADVANCE 20 138" WB E-350 7.3L Premium Gas Engine W/240 Amp Ford Alt	E	1027	C	1
<b>SPECIAL INSTRUCTIONS OR NOTES</b>				<b>1</b>
27" HIP-TO-KNEE SEAT SPACING MINIMUM		NOTE		1
DRIVER MODESTY PANEL INSTALLED 8" BACK FROM STD POSITION		NOTE		1
<b>SPECIAL BUILD OPTIONS</b>				<b>1</b>
Front End Alignment w/ Camber & Caster. Include Documentation.	ST	99		1
Wheel chocks - 1 Pair. Ship Loose	ST	99		1
Perko Hood Vents mounted on chassis hood (SET OF 2)	ST	99		1
Stainless Steel Exterior Screws & Bolts	ST	99		1
As-Built Parts Manual on USB Flash Drive	ST	99		1
NAPA Jumper Cables, 6-ga, 12 Feet	ST	99		1
<b>WARRANTY</b>				
Optional Eldorado 3 Year / 36,000 Mile Limited Warranty	05	STD		1
<b>ELECTRICAL SYSTEM</b>				
Intermotive Flex Tech Electrical System	05	STD		1
<b>SIDEWALL / REARWALL / CEILING</b>				
Sidewall: Grey FRP	05	STD		1
Rearwall: Grey Seaspray Fabric	05	STD		1

2075 West Main Street, Waynesboro, VA 22980

direct 540 729-3751

[rohrerbus.com](http://rohrerbus.com)

# ROHRER

School & Commercial Bus Sales

Driver Area: Grey Padded Vinyl	05	STD		1
FRP on Ceiling, Grey	05	2289		1
FRP on Sidewall Under Seat Track, Grey	05	2093		1
<b>FLOORING - WHITE NOSING IS STANDARD</b>				
Aisle: Gerflor Sirius NT #6801 Graphite (Black)	05	STD		1
Under Seats: Gerflor Sirius NT #6801 Graphite (Black)	05	STD		1
GerFlor "STEPBUS" Aluminum Step Nosing with Yellow Abrasive Insert	ST	99		3
GerFlor "WATCH YOUR STEP" on top riser ILO std decal	ST	99		1
<b>EXTERIOR</b>				
Black Rubber Rub Rail ilo Standard. Secure Each End with a Screw.	ST	99		1
2" White Reflective Tape Horizontally Just Below Side Windows & Both Windows of Rear Door	ST	99		1
<b>CHASSIS</b>				
Front Mud Flap (1), Passenger Side Only (to be used with Running Board) - <b>NOT AVAILABLE ON FORD TRANSIT</b>	05	2340		1
Heavy Duty Anti-Slip Aluminum Running Board on Driver Side (Large) <b>(NOT AVAILABLE ON FORD TRANSIT)</b>	05	2623		1
Mor-Ryde RS Suspension (SUBJECT TO WEIGHT ANALYSIS APPROVAL)	05	99		1
Galvanized Belly Metal (SUBJECT TO WEIGHT ANALYSIS APPROVAL)	05	2275		1
Exterior Mirror Set, Remote/Heated, Ford	05	2444		1
SMI Energy Absorbing Rear Bumper	05	2812		1
Valve Stem Extender Inner Dual Rear Wheel, pair	05	8606		1
Stainless Steel Entry Step Assembly - Includes Sides & Header	05	22041		1
INTERMOTIVE GATEWAY Fast Idle Does Not Require Park Brake to be Set	05	2814		1
Ship OEM Spare Tire Loose with Bus		NOTE		1
<b>ENVIRONMENTAL CONTROL</b>				
<b>TRANS/AIR AIR CONDITIONING SYSTEMS</b>				1
<b>DUAL COMPRESSOR SYSTEMS CEILING MOUNT EVAPORATOR</b>				1
<b>TA712 SUPER 60K - TA71 EVAP - SMC2S COND - 10 C.I.D. COMP</b>				1
TA712 SUPER 10	FORD 7.3 LITRE GAS PREMIUM ENGINE	05	10431	1
<b>HEATERS</b>				
Hot Water Heater, 40K BTU 3 Speed				05 99 1
<b>MISCELLANEOUS</b>				
Defroster Fan - Mount Location:	A pillar curbside	05	20092	1
<b>ELECTRICAL</b>				
Door Ajar Buzzer on Rear Door				05 22079 1
Stainless Steel Battery Box & Tray	IS 304 REQUIRED? <b>YES</b>	05	2527	1

2075 West Main Street, Waynesboro, VA 22980

direct 540 729-3751

[rohrerbus.com](http://rohrerbus.com)

# ROHRER

School & Commercial Bus Sales

Light in Engine Area	05	2316		1
Heated Entry Step, Electric	05	22098		1
Laminated Wiring Schematic ***AS BUILT*** ON ELECTRICAL PANEL DOOR	05	22101		1
Wiring Diagram "AS BUILT" ON USB Flash Drive		STD		1
ANGEL TRAX 6-CAMERA SURVEILLANCE SYSTEM W/ VULCAN 12-CHANNEL DVR, 1TB PLATTER HARD DRIVE AND VANDAL RESISTANT LOCKING FRONT COVER. INCLUDES WI-FI CELLULAR TRI-MODE ANTENNA. MOUNT DVR ON DRIVER MODESTY PANEL. SEE FLOOR PLAN FOR CAMERA LOCATIONS.	ST	99		1
WIRE HARNESSSES SECURED EVERY 12" MINIMUM		NOTE		1
NON-LOCKING LATCHES ON BATTERY BOX DOOR		NOTE		1
<b>DESTINATION SIGNS/I.D. SIGN/FRONT VIEW WINDOW</b>				1
Add Floor Mounted Storage (Tool Box Option) when Destination Signs are present		NOTE		1
<b>EXTERIOR LIGHTS</b>				1
Surface Mount LED Entry Door Exterior Light - STD Choose Optional Below or Special builds	05	STD		1
LED Rear Center Mount Brake Light, Rectangular	05	20136		1
LED Mid-Ship Turn / Marker Lights	05	20138		1
Independent RED Brake & AMBER Turn Signal Lights	05	20139		1
SMI/TRANSPEC #7500 DRIVER TRAFFIC ALERT SIGN ON REAR WALL. ACTIVATES WHEN BRAKES ARE ENGAGES. PROGRAMMED TO SAY "CAUTION STOPPING" ONLY	ST	99		1
<b>INTERIOR LIGHTS</b>				1
Additional Interior LED Dome Lamp - Each	05	8041		4
MOUNT DOME LIGHT ABOVE EACH ROW OF SEATS		NOTE		1
<b>AUDIO / VISUAL</b>				1
Additional Speaker(s), Each	05	20157		3
FORD E-SERIES OEM AM/FM/MT RADIO ORDERED ON CHASSIS		NOTE		1
4 Speakers with Wire to Chassis OEM Radio (if supplied)	05	8822		1
Ground Plane for 2-Way Radio, Pull Cord, Conduit Terminates B Pillar Floor	05	20160		1
PRE-WIRE (BATTERY HOT & GROUND) FOR 2-WAY RADIO. RUN TO DOGHOUSE AREA & LEAVE 6' OF COILED WIRE.	ST	99		1
7 SPEAKERS TOTAL. 6 IN PASS CABIN, 1 IN DRIVER DOOR		NOTE		1
<b>DOORS / HATCH / WINDOWS</b>				
Electric Entry Door is Standard. Add Option #2056 if Manual is Desired				
Passenger Door Electric (standard)	05	20163		1
Passenger Door 36" ROUGH OPENING (STANDARD)	05	2063		1
Exterior Passenger Entrance Door Key	05	8133		1

2075 West Main Street, Waynesboro, VA 22980

direct 540 729-3751

[rohrerbus.com](http://rohrerbus.com)

# ROHRER

School & Commercial Bus Sales

Rear Door, (1) Window - Standard Left Hand Hinge	05	8016		1	
Additional Window for Rear Door	05	8682		1	
Twin Windows Either Side of Rear Door	05	20175		1	
ROOF HATCH SAFE FLEET - ADVANTAGE H1976-004-001 W/ EXTERIOR HANDLE	05	1052		1	
Extra Egress Window(s)	<b>Total Number of Egress Windows:</b>		<b>3</b>	05 20188	1
30LB SPRING HOLD-OPEN ON REAR DOOR ILO STD	ST	99		1	
ADDITIONAL EGRESS WINDOW GOES ON STREET SIDE		NOTE		1	
<b>LUGGAGE RACK / STORAGE</b>				1	
Driver Storage in Cab Overhead	05	20191		1	
COAT HOOK STYLE HOLD-OPEN MOUNTED ON CEILING FOR DRIVER STORAGE COMPARTMENT	ST	99		1	
<b>Q Straint W.C. Securement Kits, Accessories</b>				1	
Q-Straint Belt Cutter (ship loose)	05	8179		1	
<b>Miscellaneous Accessories</b>				1	
Priority Seating Sign **Required for ADA Compliance**	05	8104		2	
<b>SAFETY OPTIONS</b>					
5 Lb Fire Extinguisher	05	8089		1	
Emergency Triangle Kit	05	8091		1	
Back-Up Alarm SAE Type C 97 db(A)	05	20267		1	
STANDARD ROSCO STSK4750 BACK-UP CAMERA SYSTEM W/ 7" REARVIEW MONITOR / MIRROR COMBO	05	STD		1	
Interior Flat Mirror, 6" x 16" (N/A ON DUAL DOOR CHASSIS)	05	20277		1	
Wide Angle Lens 11"x14", Fresnel	05	20278		1	
Red Light Over Emergency Exit Ea: ON:	<b>REAR DOOR &amp; EGRESS WINDOWS</b>		05	8155	4
"NO SMOKING" Sign	05	20282		1	
Yellow "Standee" Line	05	8802		1	
Decal "Please Fasten your Seat Belt"	05	20286		1	
Decal Vehicle Height Sticker	05	20289		1	
Emergency Exit Decal RED LOCATION:	<b>REAR DOOR</b>		05	20292	1
American Safety First Aid Kit #0122-LOG	ST	99		1	
American Safety Body Fluid Clean-up Kit #2701	ST	99		1	
American Safety Mylar Blanket #2466	ST	99		2	
American Safety Wool Fire Blanket #2460	ST	99		1	
American Safety Reflective Safety Vest	ST	99		1	
ADDITIONAL INTERIOR DECALS:	ST	99		1	
"Emergency Dial 911" MOUNT ON FRONT BULKHEAD	ST	99		1	
"Emergency Equipment" SHIP LOOSE	ST	99		1	
ADDITIONAL EXTERIOR DECALS:				1	
"CAUTION: LOADING AND UNLOADING PASSENGERS" ON REAR WALL	ST	99		1	

2075 West Main Street, Waynesboro, VA 22980

direct 540 729-3751

[rohrerbus.com](http://rohrerbus.com)

# ROHRER

School & Commercial Bus Sales

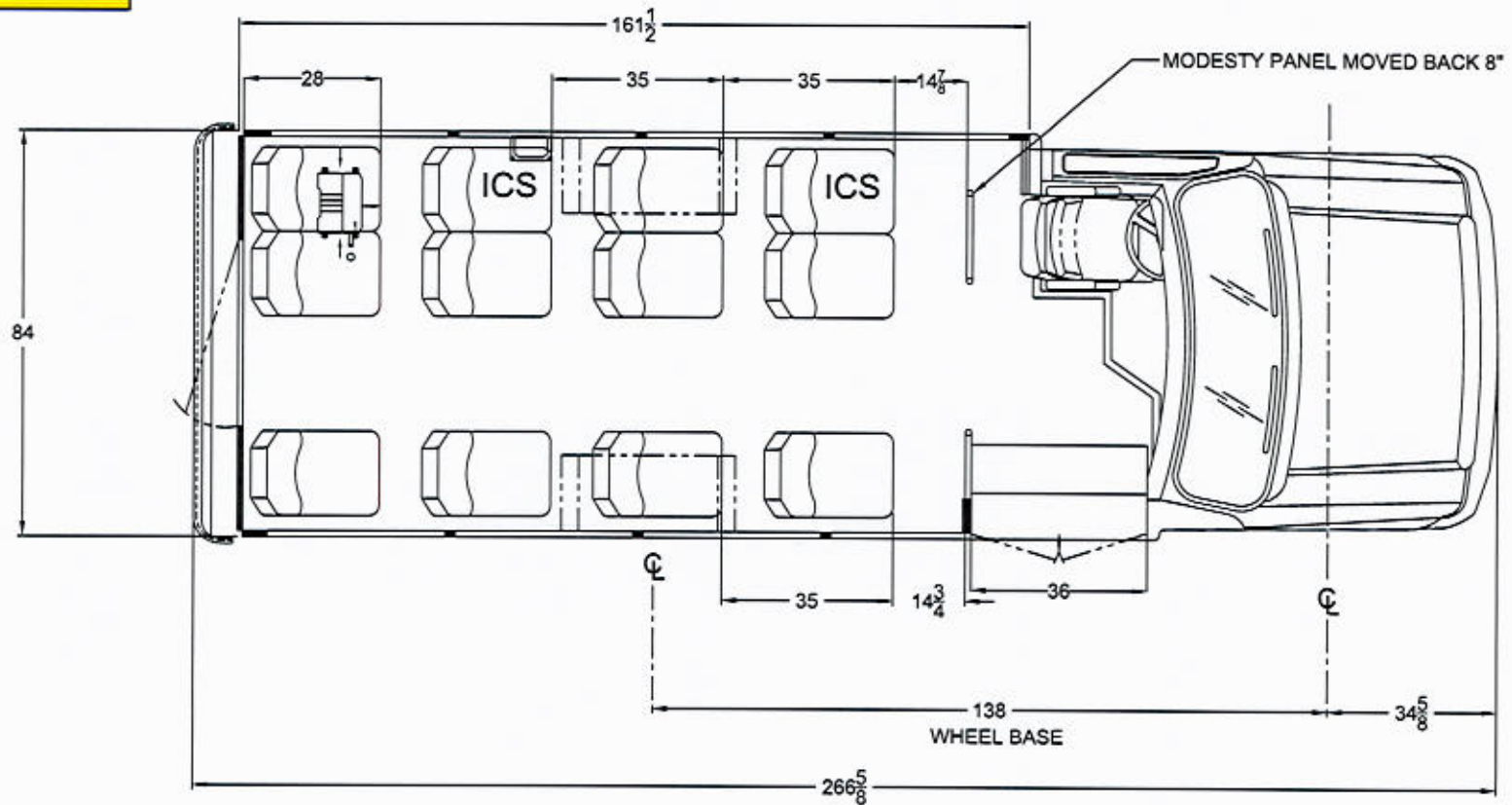
"THIS VEHICLE STOPS AT RAILROAD CROSSINGS" ON REAR WALL	ST	99		1
Add International WC Decal and Stand Clear of Lift Decal to other classes		NOTE		1
<b>GRAB RAIL / STANCHION / PANELS</b>				
Ceiling Grab Rail - Install on <b>Both Sides</b>	05	99		1
Left Hand Entry Vertical Grab Rail - 1 1/4"		STD		1
1 1/4" Dual Entry Grab Rails Parallel to Entrance Steps (both sides)	05	8130		1
Stanchion and Modesty Panel at Entry Door		STD		1
Stanchion and Modesty Panel Behind Driver	05	20301		1
Padding on Stanchion - Gray - Per 40" Max Length Each (note location(s) below)	05	20304		2
Add Tinted Plexiglass Upper Panel		LOCATION:	behind driver	
	05	8146		1
FLOOR TO BULKHEAD STANCHION AT TOP OF STEPWELL	ST	99		1
Padding on Aisle-Side Stanchions Above Cross Rail		NOTE		1
DRIVER MODESTY PANEL INSTALLED 8" BACK FROM STD POSITION		NOTE		1
<b>SEATING - DRIVER</b>				
OEM DRIVER'S SEAT ORDERED ON CHASSIS		NOTE		1
<b>SEATING - PASSENGER</b>				
<b>STD RIGID SEATS</b>				
High Back Double Seat	05	8065		1
High Back Single Seat	05	8066		1
Mid High Double Seat	05	8067		1
Mid High Single Seat	05	8068		3
<b>ICS &amp; 3POINT SEATS <u>**REQUIRES WEIGHT ANALYSIS FOR APPROVAL**</u></b>				
Double Seat with (1) Integrated Child Seat and (1) Mid High Back 2nd Seat	05	2331		2
<b>PASSENGER SEAT FABRICS</b>				
Seat Cover - Level 5 Tower; Streamer; Carnival; Avanti	05	2075		12
<b>SEAT OPTIONS</b>				
ABS Seat Backs Per Person (Mid-High Rigid and Notchback Folds Only)	05	2664		7
Anti-Vandal Grab Handle, Black		ALL BUT REAR ROW		
Each on:	05	2311		9
Black US Armrest - Each - on:		Aisle only		
	05	2077		8
<b>FREEDMAN SEATING SPECIAL BUILD OPTIONS</b>				
NOTE: HIGH BACK SEATS GO IN THE REAR ROWS	ST	99		1
<b>SEAT BELTS</b>				
Seat Belt, Freedman USR Retractable (Per Person)	05	2282		12
Seat Belt Extension, 12" (P/N 56410) FOR USR SEAT BELTS	05	8771		4

2075 West Main Street, Waynesboro, VA 22980

direct 540 729-3751

[rohrerbus.com](http://rohrerbus.com)

CLASS A



NOTE: SHOWN WITH MID HI FREEDMAN SEATS  
 E-350 11,500 GVWR  
 THIS FLOOR PLAN IS FOR ILLUSTRATION PURPOSES ONLY.  
 A WEIGHT ANALYSIS HAS NOT YET BEEN PERFORMED.  
 FINAL APPROVAL WITH A WEIGHT ANALYSIS IS REQUIRED UPON RECEIPT OF A  
 COMPLETED ORDER WITH ALL OPTIONS SHOWN.  
 OPTIONAL EQUIPMENT MAY BE SHOWN.  
 THE SALES ORDER PLACED DICTATES ACTUAL OPTION CONTENT.

DEALER APPROVAL

APPROVED

CUSTOMER SIGNATURE

SCALE  
 IN INCHES



THIS DRAWING AND THE INFORMATION THEREON ARE THE EXCLUSIVE PROPERTY OF FOREST RIVER BUS, A DIVISION OF FOREST RIVER. IT SHALL NOT BE COPIED OR DUPLICATED IN ANY MANNER, NOR SHALL IT BE SUBMITTED TO OUTSIDE PARTIES FOR EXAMINATION WITHOUT OUR WRITTEN CONSENT. IT IS LOANED FOR USE WITH REFERENCE TO WORK UNDER CONTRACT WITH, OR PROPOSALS SUBMITTED TO FOREST RIVER BUS, A DIVISION OF FOREST RIVER.

REV.	DESCRIPTION OF CHANGE	BY	CHK	DATE	ECN No.

TOLERANCE UNLESS OTHERWISE SPECIFIED	
WOOD	OTHER
± 1/8"	± 1/16"
± 1"	± 1/2"



TITLE:  
 12 PASS 138" WB 150 BOY  
 MODEL 20  
 NAME: CHERNADEZ DATE: 1/20/23  
 DWG. No. 12 PASS 138 150 FRB

# ROHRER

School & Commercial Bus Sales

Rohrer Bus Sales response to CRFQ DMT2300000010, 138"-158"  
Narrow Body Cutaway Vehicle



Ford E350 chassis with Eldorado Advance narrow bus body

## Mechanical Description for Class B Paratransit, One WC position

ADVANCE - FORD E350 - 11,500 GVWR - CONVERSION ONLY  
PRICING

ADVANCE 20 138" WB E-350 7.3L Premium Gas Engine W/240 Amp Ford Alt	E	1027	C	1
<b>SPECIAL INSTRUCTIONS OR NOTES</b>				1
27" HIP-TO-KNEE SEAT SPACING MINIMUM		NOTE		1
DRIVER MODESTY PANEL INSTALLED 8" BACK FROM STD POSITION		NOTE		1
<b>SPECIAL BUILD OPTIONS</b>				1
Front End Alignment w/ Camber & Caster. Include Documentation.	ST	99		1
Wheel chocks - 1 Pair. Ship Loose	ST	99		1
Perko Hood Vents mounted on chassis hood (SET OF 2)	ST	99		1
Stainless Steel Exterior Screws & Bolts	ST	99		1
As-Built Parts Manual on USB Flash Drive	ST	99		1
NAPA Jumper Cables, 6-ga, 12 Feet	ST	99		1
<b>WARRANTY</b>				
Optional Eldorado 3 Year / 36,000 Mile Limited Warranty	05	STD		1
<b>ELECTRICAL SYSTEM</b>				
Intermotive Flex Tech Electrical System	05	STD		1
<b>SIDEWALL / REARWALL / CEILING</b>				

2075 West Main Street, Waynesboro, VA 22980

direct 540 729-3751

[rohrerbus.com](http://rohrerbus.com)

# ROHRER

School & Commercial Bus Sales

Sidewall: Grey FRP	05	STD		1
Rearwall: Grey Seaspray Fabric	05	STD		1
Driver Area: Grey Padded Vinyl	05	STD		1
FRP on Ceiling, Grey	05	2289		1
FRP on Sidewall Under Seat Track, Grey	05	2093		1
<b>FLOORING - WHITE NOSING IS STANDARD</b>				
Aisle: Gerflor Sirius NT #6801 Graphite (Black)	05	STD		1
Under Seats: Gerflor Sirius NT #6801 Graphite (Black)	05	STD		1
GerFlor "STEPBUS" Aluminum Step Nosing with Yellow Abrasive Insert	ST	99		3
GerFlor "WATCH YOUR STEP" on top riser ILO std decal	ST	99		1
<b>EXTERIOR</b>				
Black Rubber Rub Rail ilo Standard. Secure Each End with a Screw.	ST	99		1
2" White Reflective Tape Horizontally Just Below Side Windows & Both Windows of Rear Door	ST	99		1
<b>CHASSIS</b>				
Front Mud Flap (1), Passenger Side Only (to be used with Running Board) - <b>NOT AVAILABLE ON FORD TRANSIT</b>	05	2340		1
Heavy Duty Anti-Slip Aluminum Running Board on Driver Side (Large) <b>(NOT AVAILABLE ON FORD TRANSIT)</b>	05	2623		1
Mor-Ryde RS Suspension (SUBJECT TO WEIGHT ANALYSIS APPROVAL)	05	99		1
Galvanized Belly Metal (SUBJECT TO WEIGHT ANALYSIS APPROVAL)	05	2275		1
Exterior Mirror Set, Remote/Heated, Ford	05	2444		1
SMI Energy Absorbing Rear Bumper	05	2812		1
Valve Stem Extender Inner Dual Rear Wheel, pair	05	8606		1
Stainless Steel Entry Step Assembly - Includes Sides & Header	05	22041		1
Ship OEM Spare Tire Loose with Bus		NOTE		1
<b>ENVIRONMENTAL CONTROL</b>				
<b>TRANS/AIR AIR CONDITIONING SYSTEMS</b>				
				1
<b>DUAL COMPRESSOR SYSTEMS CEILING MOUNT EVAPORATOR</b>				
				1
<b>TA712 SUPER 60K - TA71 EVAP - SMC2S COND - 10 C.I.D. COMP</b>				
				1
TA712 SUPER 10	FORD 7.3 LITRE GAS PREMIUM ENGINE	05	10431	1
<b>HEATERS</b>				
				1
Hot Water Heater, 40K BTU 3 Speed	05	99		1
<b>MISCELLANEOUS</b>				
				1
Defroster Fan - Mount Location:	A pillar curbside aimed at Driver	05	20092	1
<b>ELECTRICAL</b>				
Door Ajar Buzzer on Rear Door	05	22079		1
Stainless Steel Battery Box & Tray	IS 304 REQUIRED? YES	05	2527	1
Light in Engine Area	05	2316		1

2075 West Main Street, Waynesboro, VA 22980

direct 540 729-3751

rohrerbus.com

# ROHRER

School & Commercial Bus Sales

Heated Entry Step, Electric	05	22098		1
Laminated Wiring Schematic ***AS BUILT*** ON ELECTRICAL PANEL DOOR	05	22101		1
Wiring Diagram "AS BUILT" ON USB Flash Drive		STD		1
Lift Master Power Switch on Dash	ST	99		1
ANGEL TRAX 6-CAMERA SURVEILLANCE SYSTEM W/ VULCAN 12-CHANNEL DVR, 1TB PLATTER HARD DRIVE AND VANDAL RESISTANT LOCKING FRONT COVER. INCLUDES WI-FI CELLULAR TRI-MODE ANTENNA. MOUNT DVR ON DRIVER MODESTY PANEL. SEE FLOOR PLAN FOR CAMERA LOCATIONS.	ST	99		1
WIRE HARNESSSES SECURED EVERY 12" MINIMUM		NOTE		1
NON-LOCKING LATCHES ON BATTERY BOX DOOR		NOTE		1
<b>DESTINATION SIGNS/I.D. SIGN/FRONT VIEW WINDOW</b>				1
Add Floor Mounted Storage (Tool Box Option) when Destination Signs are present		NOTE		1
<b>EXTERIOR LIGHTS</b>				
Surface Mount LED Entry Door Exterior Light - STD Choose Optional Below or Special builds	05	STD		1
LED Rear Center Mount Brake Light, Rectangular	05	20136		1
LED Mid-Ship Turn / Marker Lights	05	20138		1
Independent RED Brake & AMBER Turn Signal Lights	05	20139		1
SMI / TRANSPEC #7500 DRIVER TRAFFIC ALERT SIGN ON REAR WALL. ACTIVATES WHEN BRAKES ARE ENGAGED. PROGRAMMED TO SAY "CAUTION STOPPING" ONLY	ST	99		1
<b>INTERIOR LIGHTS</b>				1
Additional Interior LED Dome Lamp - Each	05	8041		2
MOUNT DOME LIGHT ABOVE EACH ROW OF SEATS		NOTE		1
<b>AUDIO / VISUAL</b>				1
Additional Speaker(s), Each	05	20157		3
FORD E-SERIES OEM AM/FM/BT RADIO ORDERED ON CHASSIS		NOTE		1
4 Speakers with Wire to Chassis OEM Radio (if supplied)	05	8822		1
Ground Plane for 2-Way Radio, Pull Cord, Conduit Terminates B Pillar Floor	05	20160		1
PRE-WIRE (BATTERY HOT & GROUND) FOR 2-WAY RADIO. RUN TO DOGHOUSE AREA & LEAVE 6' OF COILED WIRE.	ST	99		1
7 SPEAKERS TOTAL. 6 IN PASS CABIN, 1 IN DRIVER DOOR		NOTE		1
<b>DOORS / HATCH / WINDOWS</b>				
Electric Entry Door is Standard. Add Option #2056 if Manual is Desired				
Passenger Door Electric (standard)	05	20163		1
Passenger Door 36" ROUGH OPENING (STANDARD)	05	2063		1
Exterior Passenger Entrance Door Key	05	8133		1
Rear Door, (1) Window - Standard Left Hand Hinge	05	8016		1

2075 West Main Street, Waynesboro, VA 22980

direct 540 729-3751

[rohrerbus.com](http://rohrerbus.com)

# ROHRER

School & Commercial Bus Sales

Additional Window for Rear Door	05	8682		1
Twin Windows Either Side of Rear Door	05	20175		1
ROOF HATCH SAFE FLEET - ADVANTAGE H1976-004-001 W/ EXTERIOR HANDLE	05	1052		1
Extra Egress Window(s)	<b>Total Number of Egress Windows:</b>		<b>3</b>	05 20188
30LB SPRING HOLD-OPEN ON REAR DOOR ILO STD	ST	99		1
ADDITIONAL EGRESS WINDOW GOES ON STREET SIDE		NOTE		1
<b>LUGGAGE RACK / STORAGE</b>				1
Driver Storage in Cab Overhead	05	20191		1
COAT HOOK STYLE HOLD-OPEN MOUNTED ON CEILING FOR DRIVER STORAGE COMPARTMENT OR DESTINATION SIGN DOOR	ST	99		1
<b>PARATRANSIT OPTIONS</b>				1
2" Wider <i>Double</i> W/ C Doors w/ Windows, LED Interior Lights, Leaf Spring, LED Exterior Lighting	05	20207		1
<i>Required for Lifts Wider than 34" N/A 138-139" WB Front Lifts, ADVANCE 158"WB 22'. Requires Raised Floor on ADVANTAGE 158"WB 22'</i>		NOTE		1
IS THE LIFT IN THE FRONT OR REAR OF THE UNIT?		<b>REAR</b>		1
<b>BRAUN LIFTS</b>				1
BRAUN WHEELCHAIR LIFT NCL1000FIB3751HB-2 (37" X 51") 1000LBS. REQUIRES 2" WIDER DOORS. INCLUDES SAFETY BELT INSTALLED.	ST	99		1
<b>LIFT FAST IDLE WITH 403 INTERLOCK</b>				1
Intermotive Gateway 508-F Ford E or 517-F Transit Fast Idle with Lift Interlock	05	99		1
<b>Q Straint W.C. Securement Kits, Accessories</b>				1
Q-8101-L DeLuxe Retrctr Tie Down,Q8-6326-A1 Combo Lap/Shldr,L Trk	05	8003		1
Q5-7580-4 18" Blue Webbing Loop (each)	05	20250		4
Q Straint Belt Storage Pouch	05	8102		1
Q-Straint Belt Cutter (ship loose)	05	8179		1
<b>Miscellaneous Accessories</b>				1
Priority Seating Sign **Required for ADA Compliance**	05	8104		2
Wheelchair Decal (International Symbol of Accessibility) Each	05	8105		1
MOUNT WC DECAL ON EXTERIOR REAR WALL		NOTE		1
<b>SAFETY OPTIONS</b>				
5 Lb Fire Extinguisher	05	8089		1
Emergency Triangle Kit	05	8091		1
Back-Up Alarm SAE Type C 97 db(A)	05	20267		1
STANDARD ROSCO STSK4750 BACK-UP CAMERA SYSTEM W/ 7" REARVIEW MONITOR / MIRROR COMBO	05	STD		1
Interior Flat Mirror, 6" x 16" (N/A ON DUAL DOOR CHASSIS)	05	20277		1
Wide Angle Lens 11"x14", Fresnel	05	20278		1

2075 West Main Street, Waynesboro, VA 22980

direct 540 729-3751

[rohrerbus.com](http://rohrerbus.com)

# ROHRER

School & Commercial Bus Sales

Red Light Over Emergency Exit Ea: ON:	<b>REAR DOOR &amp; EGRESS WINDOWS</b>	05	8155		4
"NO SMOKING" Sign		05	20282		1
Yellow "Standee" Line		05	8802		1
Decal "Please Fasten your Seat Belt"		05	20286		1
Decal Vehicle Height Sticker		05	20289		1
Emergency Exit Decal RED LOCATION:	<b>REAR DOOR</b>	05	20292		1
American Safety First Aid Kit #0122-LOG		ST	99		1
American Safety Body Fluid Clean-up Kit #2701		ST	99		1
American Safety Mylar Blanket #2466		ST	99		2
American Safety Wool Fire Blanket #2460		ST	99		1
American Safety Reflective Safety Vest		ST	99		1
ADDITIONAL INTERIOR DECALS:		ST	99		1
"Emergency Dial 911" MOUNT ON FRONT BULKHEAD		ST	99		1
"Emergency Equipment" SHIP LOOSE		ST	99		1
ADDITIONAL EXTERIOR DECALS:					1
"CAUTION: LOADING AND UNLOADING PASSENGERS" ON REAR WALL		ST	99		1
"THIS VEHICLE STOPS AT RAILROAD CROSSINGS" ON REAR WALL		ST	99		1
"CAUTION: STAND CLEAR OF THE LIFT"		ST	99		1
<b>GRAB RAIL / STANCHION / PANELS</b>					
Ceiling Grab Rail - Install on <b>Both Sides</b>		05	99		1
Left Hand Entry Vertical Grab Rail - 1 1/4"			<b>STD</b>		1
1 1/4" Dual Entry Grab Rails Parallel to Entrance Steps (both sides)		05	8130		1
Stanchion and Modesty Panel at Entry Door			<b>STD</b>		1
Stanchion and Modesty Panel Behind Driver		05	20301		1
Padding on Stanchion - Gray - Per 40" Max Length Each (note location(s) below)		05	20304		2
Add Tinted Plexiglass Upper Panel LOCATION: <b>DRIVER</b>		05	8146		1
FLOOR TO BULKHEAD STANCHION AT TOP OF STEPWELL		ST	99		1
Padding on Aisle-Side Stanchions Above Cross Rail			<b>NOTE</b>		1
DRIVER MODESTY PANEL INSTALLED 8" BACK FROM STD POSITION			<b>NOTE</b>		1
<b>SEATING - DRIVER</b>					
OEM DRIVER'S SEAT ORDERED ON CHASSIS			<b>NOTE</b>		1
<b>SEATING - PASSENGER</b>					
<b>STD RIGID SEATS</b>					
High Back Single Seat		05	8066		2
Mid High Single Seat		05	8068		2
<b>ICS &amp; 3POINT SEATS <u>**REQUIRES WEIGHT ANALYSIS FOR APPROVAL**</u></b>					
Double Seat with (1) Integrated Child Seat and (1) Mid High Back 2nd Seat		05	2331		2

2075 West Main Street, Waynesboro, VA 22980

direct 540 729-3751

[rohrerbus.com](http://rohrerbus.com)

# ROHRER

School & Commercial Bus Sales

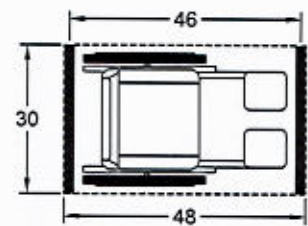
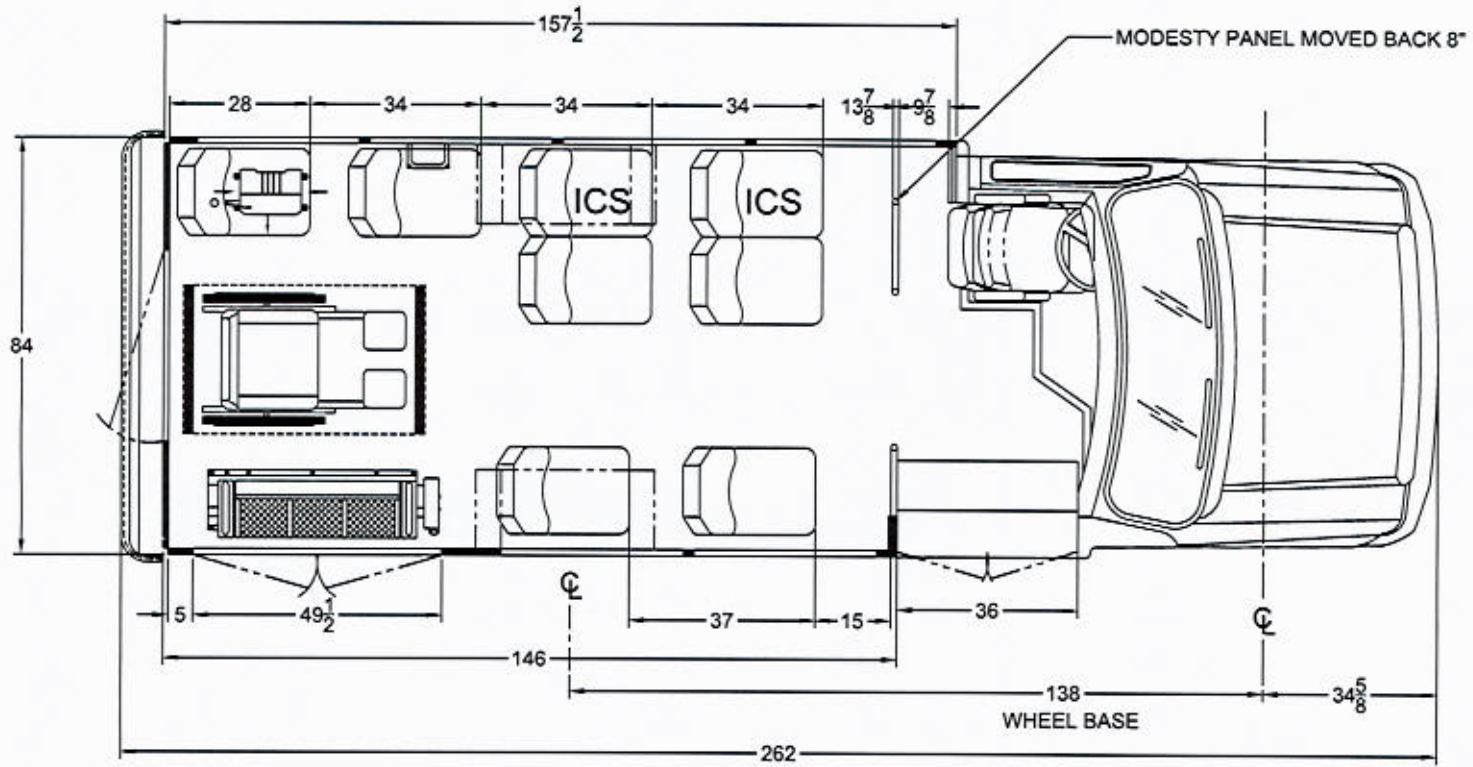
PASSENGER SEAT FABRICS				1
Seat Cover - Level 5 Tower; Streamer; Carnival; Avanti	05	2075		8
SEAT OPTIONS				1
ABS Seat Backs Per Person (Mid-High Rigid and Notchback Folds Only)	05	2664		4
Anti-Vandal Grab Handle, Black Ea on:			<b>ALL BUT REAR ROW</b>	6
Black US Armrest - Each - on:			<b>Aisle only</b>	6
				6
FREEDMAN SEATING SPECIAL BUILD OPTIONS				1
NOTE: HIGH BACK SEATS GO IN REAR ROWS	ST	99		1
NOTE: ABS SEAT BACKS GO ON ALL SEATS EXCEPT THE ICS SEATS & REAR ROWS.	ST	99		1
SEAT BELTS				1
Seat Belt, Freedman USR Retractable (Per Person)	05	2282		8
Seat Belt Extension, 12" (P/N 56410) FOR USR SEAT BELTS	05	8771		4

2075 West Main Street, Waynesboro, VA 22980

direct 540 729-3751

[rohrerbus.com](http://rohrerbus.com)

**CLASS B/E/H**



NOTE: SHOWN WITH MID HI FREEDMAN SEATS  
 E-350 11,500 GVWR  
 THIS FLOOR PLAN IS FOR ILLUSTRATION PURPOSES ONLY.  
 A WEIGHT ANALYSIS HAS NOT YET BEEN PERFORMED.  
 FINAL APPROVAL WITH A WEIGHT ANALYSIS IS REQUIRED UPON RECEIPT OF A  
 COMPLETED ORDER WITH ALL OPTIONS SHOWN.  
 OPTIONAL EQUIPMENT MAY BE SHOWN.  
 THE SALES ORDER PLACED DICTATES ACTUAL OPTION CONTENT.

**DEALER APPROVAL**

APPROVED

\_\_\_\_\_

**CUSTOMER SIGNATURE**

**SCALE IN INCHES**

**TOLERANCE UNLESS OTHERWISE SPECIFIED**

WOOD	OTHER
± 1/8"	± 1/16"
± 1"	± 1/2"

**FOREST RIVER BUS**

TITLE: 8'1 WIC 138" WB MODEL 20

NAME: CRANS DATE: 1/23/23

DWG. No. 8 1 WC 138 146-8 FRB

THIS DRAWING AND THE INFORMATION THEREON ARE THE EXCLUSIVE PROPERTY OF FOREST RIVER BUS, A DIVISION OF FOREST RIVER. IT SHALL NOT BE COPIED OR DUPLICATED IN ANY MANNER, NOR SHALL IT BE SUBMITTED TO OUTSIDE PARTIES FOR EXAMINATION WITHOUT OUR WRITTEN CONSENT. IT IS LOANED FOR USE WITH REFERENCE TO WORK UNDER CONTRACT WITH, OR PROPOSALS SUBMITTED TO FOREST RIVER BUS, A DIVISION OF FOREST RIVER.

REV. LET.	DESCRIPTION OF CHANGE	BY	CHK	DATE	ECN No.

# ROHRER

School & Commercial Bus Sales

## Rohrer Bus Sales response to CRFQ DMT2300000010, 138"-158" Narrow Body Cutaway Vehicle



Ford E350 chassis with Eldorado Advance narrow bus body

### Mechanical Description for Class C Paratransit, Two WC positions

#### ADVANCE - FORD E350 - 11,500 GVWR - CONVERSION ONLY PRICING

ADVANCE 20 138" WB E-350 7.3L Premium Gas Engine W/240 Amp Ford Alt	E	1027	C	1
<b>SPECIAL INSTRUCTIONS OR NOTES</b>				1
27" HIP-TO-KNEE SEAT SPACING MINIMUM			NOTE	1
DRIVER MODESTY PANEL INSTALLED 8" BACK FROM STD POSITION			NOTE	1
MAINTAIN AT LEAST 6" BETWEEN WHEELCHAIR SPACES			NOTE	1
<b>SPECIAL BUILD OPTIONS</b>				1
Front End Alignment w/ Camber & Caster. Include Documentation.	ST	99		1
Wheel chocks - 1 Pair. Ship Loose	ST	99		1
Perko Hood Vents mounted on chassis hood (SET OF 2)	ST	99		1
Stainless Steel Exterior Screws & Bolts	ST	99		1
As-Built Parts Manual on USB Flash Drive	ST	99		1
NAPA Jumper Cables, 6-ga, 12 Feet	ST	99		1
<b>WARRANTY</b>				
Optional Eldorado 3 Year / 36,000 Mile Limited Warranty	05	STD		1
<b>ELECTRICAL SYSTEM</b>				
Intermotive Flex Tech Electrical System	05	STD		1
<b>SIDEWALL / REARWALL / CEILING</b>				
Sidewall: Grey FRP	05	STD		1
Rearwall: Grey Seaspray Fabric	05	STD		1
Driver Area: Grey Padded Vinyl	05	STD		1
FRP on Ceiling, Grey	05	2289		1
FRP on Sidewall Under Seat Track, Grey	05	2093		1
<b>FLOORING - WHITE NOSING IS STANDARD</b>				
Aisle: Gerflor Sirius NT #6801 Graphite (Black)	05	STD		1

2075 West Main Street, Waynesboro, VA 22980

direct 540 729-3751

[rohrerbus.com](http://rohrerbus.com)

# ROHRER

School & Commercial Bus Sales

Under Seats: Gerflor Sirius NT #6801 Graphite (Black)	05	STD		1
GerFlor "STEPBUS" Aluminum Step Nosing with Yellow Abrasive Insert	ST	99		3
GerFlor "WATCH YOUR STEP" on top riser ILO std decal	ST	99		1
<b>EXTERIOR</b>				
Black Rubber Rub Rail ilo Standard. Secure Each End with a Screw.	ST	99		1
2" White Reflective Tape Horizontally Just Below Side Windows & Both Windows of Rear Door	ST	99		1
<b>CHASSIS</b>				
Front Mud Flap (1), Passenger Side Only (to be used with Running Board) - <b>NOT AVAILABLE ON FORD TRANSIT</b>	05	2340		1
Heavy Duty Anti-Slip Aluminum Running Board on Driver Side (Large) ( <b>NOT AVAILABLE ON FORD TRANSIT</b> )	05	2623		1
Mor-Ryde RS Suspension (SUBJECT TO WEIGHT ANALYSIS APPROVAL)	05	99		1
Galvanized Belly Metal (SUBJECT TO WEIGHT ANALYSIS APPROVAL)	05	2275		1
Exterior Mirror Set, Remote/Heated, Ford	05	2444		1
SMI Energy Absorbing Rear Bumper	05	2812		1
Valve Stem Extender Inner Dual Rear Wheel, pair	05	8606		1
Stainless Steel Entry Step Assembly - Includes Sides & Header	05	22041		1
Ship OEM Spare Tire Loose with Bus		NOTE		1
<b>ENVIRONMENTAL CONTROL</b>				
<b>TRANS/AIR AIR CONDITIONING SYSTEMS</b>				
1				
<b>DUAL COMPRESSOR SYSTEMS CEILING MOUNT EVAPORATOR</b>				
1				
<b>TA712 SUPER 60K - TA71 EVAP - SMC2S COND - 10 C.I.D. COMP</b>				
1				
TA712 SUPER 10 FORD 7.3 LITRE GAS PREMIUM ENGINE	05	10431		1
<b>HEATERS</b>				
1				
Hot Water Heater, 40K BTU 3 Speed	05	99		1
<b>MISCELLANEOUS</b>				
1				
Defroster Fan - Mount Location: A pillar curbside aimed at Driver	05	20092		1
<b>ELECTRICAL</b>				
Door Ajar Buzzer on Rear Door	05	22079		1
Stainless Steel Battery Box & Tray IS 304 REQUIRED? <b>YES</b>	05	2527		1
Light in Engine Area	05	2316		1
Heated Entry Step, Electric	05	22098		1
Laminated Wiring Schematic ***AS BUILT*** ON ELECTRICAL PANEL DOOR	05	22101		1
Wiring Diagram "AS BUILT" ON USB Flash Drive		STD		1
Lift Master Power Switch on Dash	ST	99		1
ANGEL TRAX 6-CAMERA SURVEILLANCE SYSTEM W/ VULCAN 12-CHANNEL DVR, 1TB PLATTER HARD DRIVE AND VANDAL RESISTANT LOCKING FRONT COVER. INCLUDES WI-FI CELLULAR TRI-MODE ANTENNA. MOUNT DVR ON DRIVER MODESTY PANEL. SEE FLOOR PLAN FOR CAMERA LOCATIONS.	ST	99		1
WIRE HARNESSSES SECURED EVERY 12" MINIMUM		NOTE		1
NON-LOCKING LATCHES ON BATTERY BOX DOOR		NOTE		1
<b>DESTINATION SIGNS/I.D. SIGN/FRONT VIEW WINDOW</b>				
1				
Add Floor Mounted Storage (Tool Box Option) when Destination Signs are present		NOTE		1
<b>EXTERIOR LIGHTS</b>				
Surface Mount LED Entry Door Exterior Light - STD Choose Optional Below or Special builds	05	STD		1
LED Rear Center Mount Brake Light, Rectangular	05	20136		1
LED Mid-Ship Turn / Marker Lights	05	20138		1

2075 West Main Street, Waynesboro, VA 22980

direct 540 729-3751

[rohrerbus.com](http://rohrerbus.com)

# ROHRER

School & Commercial Bus Sales

Independent RED Brake & AMBER Turn Signal Lights	05	20139		1
<b>SMI / TRANSPEC #7500 DRIVER TRAFFIC ALERT SIGN ON REAR WALL. ACTIVATES WHEN BRAKES ARE ENGAGED. PROGRAMMED TO SAY "CAUTION STOPPING" ONLY</b>	ST	99		1
<b>INTERIOR LIGHTS</b>				1
Additional Interior LED Dome Lamp - Each	05	8041		1
<b>MOUNT DOME LIGHT ABOVE EACH ROW OF SEATS</b>		<b>NOTE</b>		1
<b>AUDIO / VISUAL</b>				1
Additional Speaker(s), Each	05	20157		3
<b>FORD E-SERIES OEM AM/FM/BT RADIO ORDERED ON CHASSIS</b>		<b>NOTE</b>		1
4 Speakers with Wire to Chassis OEM Radio (if supplied)	05	8822		1
Ground Plane for 2-Way Radio, Pull Cord, Conduit Terminates B Pillar Floor	05	20160		1
<b>PRE-WIRE (BATTERY HOT &amp; GROUND) FOR 2-WAY RADIO. RUN TO DOGHOUSE AREA &amp; LEAVE 6' OF COILED WIRE.</b>	ST	99		1
<b>7 SPEAKERS TOTAL. 6 IN PASS CABIN, 1 IN DRIVER DOOR</b>		<b>NOTE</b>		1
<b>DOORS / HATCH / WINDOWS</b>				
<b>Electric Entry Door is Standard. Add Option #2056 if Manual is Desired</b>				
Passenger Door Electric (standard)	05	20163		1
Passenger Door 36" ROUGH OPENING (STANDARD)	05	2063		1
Exterior Passenger Entrance Door Key	05	8133		1
Rear Door, (1) Window - Standard Left Hand Hinge	05	8016		1
Additional Window for Rear Door	05	8682		1
Twin Windows Either Side of Rear Door	05	20175		1
ROOF HATCH SAFE FLEET - ADVANTAGE H1976-004-001 W/ EXTERIOR HANDLE	05	1052		1
Extra Egress Window(s)		<b>Total Number of Egress Windows:</b>	<b>3</b>	05 20188 1
<b>30LB SPRING HOLD-OPEN ON REAR DOOR ILO STD</b>	ST	99		1
<b>ADDITIONAL EGRESS WINDOW GOES ON STREET SIDE</b>		<b>NOTE</b>		1
<b>LUGGAGE RACK / STORAGE</b>				1
Driver Storage in Cab Overhead	05	20191		1
<b>COAT HOOK STYLE HOLD-OPEN MOUNTED ON CEILING FOR DRIVER STORAGE COMPARTMENT OR DESTINATION SIGN DOOR</b>	ST	99		1
<b>PARATRANSIT OPTIONS</b>				1
2" Wider Double W/ C Doors w/ Windows, LED Interior Lights, Leaf Spring, LED Exterior Lighting	05	20207		1
<i>Required for Lifts Wider than 34" N/A 138-139" WB Front Lifts, ADVANCE 158"WB 22'. Requires Raised Floor on ADVANTAGE 158"WB 22'</i>		<b>NOTE</b>		1
<b>IS THE LIFT IN THE FRONT OR REAR OF THE UNIT?</b>			<b>REAR</b>	1
<b>BRAUN LIFTS</b>				1
<b>BRAUN WHEELCHAIR LIFT NCL1000FIB3751HB-2 (37" X 51") 1000LBS. REQUIRES 2" WIDER DOORS. INCLUDES SAFETY BELT INSTALLED.</b>	ST	99		1
<b>LIFT FAST IDLE WITH 403 INTERLOCK</b>				1
Intermotive Gateway 508-F Ford E or 517-F Transit Fast Idle with Lift Interlock	05	99		1
<b>Q Straint W.C. Securement Kits, Accessories</b>				1
Q-8101-L DeLuxe Retrctr Tie Down,Q8-6326-A1 Combo Lap/Shldr,L Trk	05	8003		2
Q5-7580-4 18" Blue Webbing Loop (each)	05	20250		8
Q Straint Belt Storage Pouch	05	8102		2
Q-Straint Belt Cutter (ship loose)	05	8179		1
<b>Miscellaneous Accessories</b>				1

2075 West Main Street, Waynesboro, VA 22980

direct 540 729-3751

[rohrerbus.com](http://rohrerbus.com)

# ROHRER

School & Commercial Bus Sales

Priority Seating Sign **Required for ADA Compliance**	05	8104		2	
Wheelchair Decal (International Symbol of Accessibility) Each	05	8105		1	
<b>MOUNT WC DECAL ON EXTERIOR REAR WALL</b>		<b>NOTE</b>		1	
<b>SAFETY OPTIONS</b>					
5 Lb Fire Extinguisher	05	8089		1	
Emergency Triangle Kit	05	8091		1	
Back-Up Alarm SAE Type C 97 db(A)	05	20267		1	
<b>STANDARD ROSCO STSK4750 BACK-UP CAMERA SYSTEM W/ 7" REARVIEW MONITOR / MIRROR COMBO</b>	<b>05</b>	<b>STD</b>		<b>1</b>	
Interior Flat Mirror, 6" x 16" (N/A ON DUAL DOOR CHASSIS)	05	20277		1	
Wide Angle Lens 11"x14", Fresnel	05	20278		1	
Red Light Over Emergency Exit Ea: ON:		<b>REAR DOOR &amp; EGRESS WINDOWS</b>	05	8155	4
"NO SMOKING" Sign	05	20282		1	
Yellow "Standee" Line	05	8802		1	
Decal "Please Fasten your Seat Belt"	05	20286		1	
Decal Vehicle Height Sticker	05	20289		1	
Emergency Exit Decal RED LOCATION:		<b>REAR DOOR</b>	05	20292	1
American Safety First Aid Kit #0122-LOG	ST	99		1	
American Safety Body Fluid Clean-up Kit #2701	ST	99		1	
American Safety Mylar Blanket #2466	ST	99		2	
American Safety Wool Fire Blanket #2460	ST	99		1	
American Safety Reflective Safety Vest	ST	99		1	
<b>ADDITIONAL INTERIOR DECALS:</b>	ST	99		1	
"Emergency Dial 911" MOUNT ON FRONT BULKHEAD	ST	99		1	
"Emergency Equipment" SHIP LOOSE	ST	99		1	
<b>ADDITIONAL EXTERIOR DECALS:</b>				1	
"CAUTION: LOADING AND UNLOADING PASSENGERS" ON REAR WALL	ST	99		1	
"THIS VEHICLE STOPS AT RAILROAD CROSSINGS" ON REAR WALL	ST	99		1	
"CAUTION: STAND CLEAR OF THE LIFT"	ST	99		1	
<b>GRAB RAIL / STANCHION / PANELS</b>					
Ceiling Grab Rail - Install on <b>Both Sides</b>	05	99		1	
Left Hand Entry Vertical Grab Rail - 1 1/4"		<b>STD</b>		1	
1 1/4" Dual Entry Grab Rails Parallel to Entrance Steps (both sides)	05	8130		1	
Stanchion and Modesty Panel at Entry Door		<b>STD</b>		1	
Stanchion and Modesty Panel Behind Driver	05	20301		1	
Padding on Stanchion - Gray - Per 40" Max Length Each (note location(s) below)	05	20304		2	
Add Tinted Plexiglass Upper Panel LOCATION: <b>DRIVER</b>	05	8146		1	
<b>FLOOR TO BULKHEAD STANCHION AT TOP OF STEPWELL</b>	ST	99		1	
Padding on Aisle-Side Stanchions Above Cross Rail		<b>NOTE</b>		1	
<b>DRIVER MODESTY PANEL INSTALLED 8" BACK FROM STD POSITION</b>		<b>NOTE</b>		1	
<b>SEATING - DRIVER</b>					
<b>OEM DRIVER'S SEAT ORDERED ON CHASSIS</b>		<b>NOTE</b>		1	
<b>SEATING - PASSENGER</b>					
<b>STD RIGID SEATS</b>					
High Back Single Seat	05	8066		1	
Mid High Single Seat	05	8068		1	
<b>FOLDAWAY SEATS</b>					
Foldaway Seat - Mid-High Notch Back Double AM (non-wheelwell)	05	2336		1	
Foldaway Seat - Mid-High Notch Back Double AM for Wheel Well with riser	05	2809		1	

2075 West Main Street, Waynesboro, VA 22980

direct 540 729-3751

[rohrerbus.com](http://rohrerbus.com)

# ROHRER

School & Commercial Bus Sales

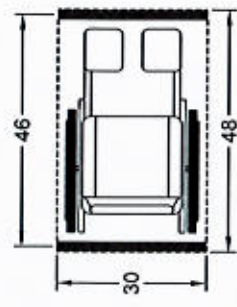
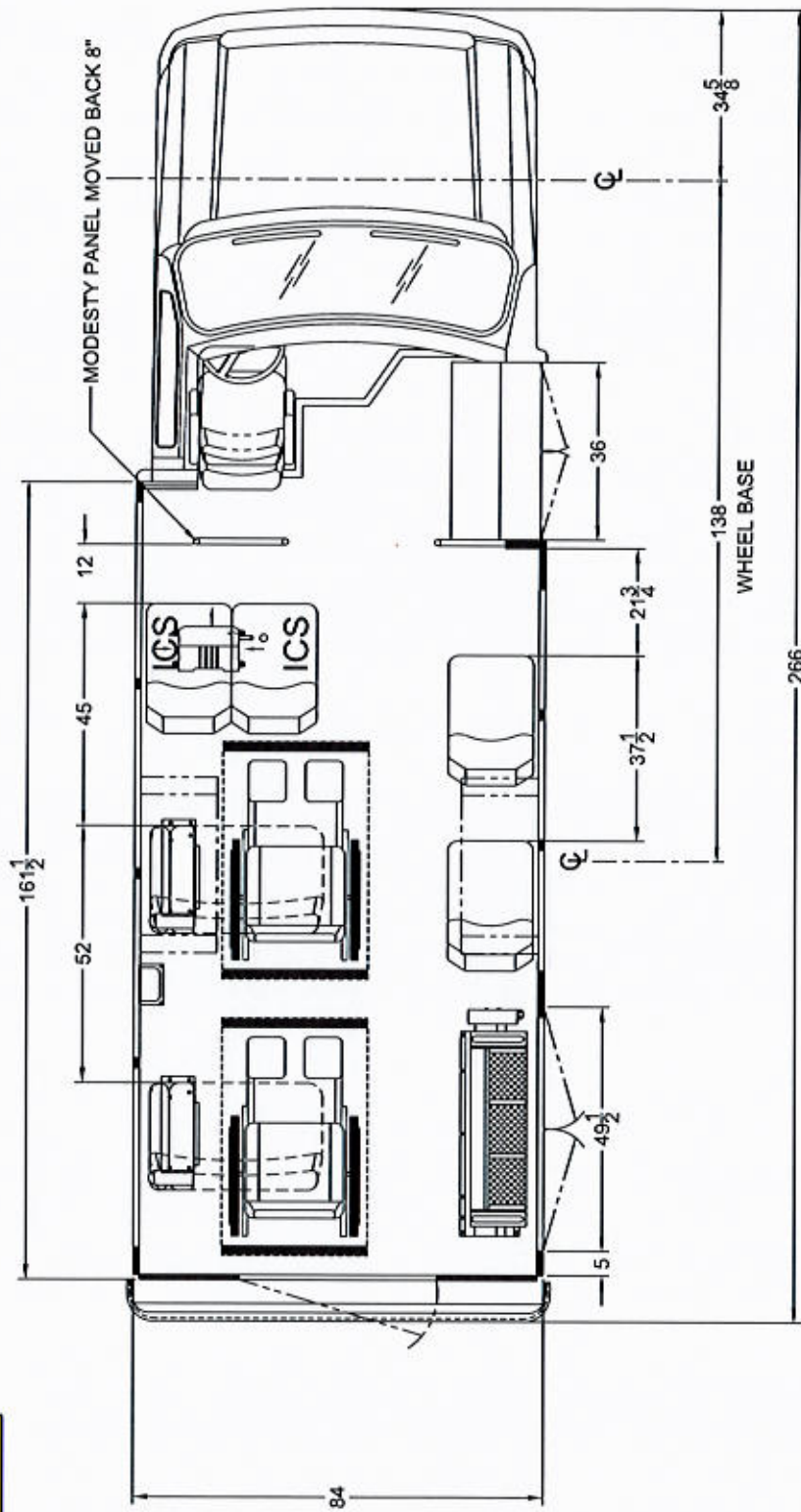
<b>ICS &amp; 3POINT SEATS <u>**REQUIRES WEIGHT ANALYSIS FOR APPROVAL**</u></b>				1
Double Seat with (2) Integrated Child Seats	05	2541		1
<b>PASSENGER SEAT FABRICS</b>				1
Seat Cover - Level 5 Tower; Streamer; Carnival; Avanti	05	2075		8
<b>SEAT OPTIONS</b>				1
ABS Seat Backs Per Person (Mid-High Rigid and Notchback Folds Only)	05	2664		5
Anti-Vandal Grab Handle, Black Ea on:		<b>ALL SEATS BUT REAR ROWS</b>		05
Black US Armrest - Each - on:		<b>ALL AISLE SEATS</b>		05
		2311		5
		2077		5
<b>FREEDMAN SEATING SPECIAL BUILD OPTIONS</b>				1
NOTE: HIGH BACK SINGLE SEAT GOES IN REAR ROW	ST	99		1
NOTE: ABS SEAT BACKS ON BOTH FOLDAWAYS & THE MID-HI SINGLE SEAT	ST	99		1
<b>SEAT BELTS</b>				1
Seat Belt, Freedman USR Retractable (Per Person)	05	2282		8
Seat Belt Extension, 12" (P/N 56410) FOR USR SEAT BELTS	05	8771		4

2075 West Main Street, Waynesboro, VA 22980

direct 540 729-3751

[rohrerbus.com](http://rohrerbus.com)

**CLASS C #1#**



NOTE: SHOWN WITH MID HI FREEDMAN SEATS  
 E-350 11,500 GVWR  
 THIS FLOOR PLAN IS FOR ILLUSTRATION PURPOSES ONLY.  
 A WEIGHT ANALYSIS HAS NOT YET BEEN PERFORMED.  
 FINAL APPROVAL WITH A WEIGHT ANALYSIS IS REQUIRED UPON RECEIPT OF A  
 COMPLETED ORDER WITH ALL OPTIONS SHOWN.  
 OPTIONAL EQUIPMENT MAY BE SHOWN.  
 THE SALES ORDER PLACED DICTATES ACTUAL OPTION CONTENT.

**SCALE  
 IN INCHES**



**DEALER APPROVAL**

APPROVED

**CUSTOMER SIGNATURE**

THIS DRAWING AND THE INFORMATION THEREON ARE THE EXCLUSIVE PROPERTY OF FOREST RIVER BUS, A DIVISION OF FOREST RIVER, IT SHALL NOT BE COPIED OR DUPLICATED IN ANY MANNER, NOR SHALL IT BE SUBMITTED TO OUTSIDE PARTIES FOR EXAMINATION WITHOUT OUR WRITTEN CONSENT. IT IS LOANED FOR USE WITH REFERENCE TO WORK UNDER CONTRACT WITH OR PROPOSALS SUBMITTED TO FOREST RIVER BUS, A DIVISION OF FOREST RIVER.

TOLERANCE UNLESS OTHERWISE SPECIFIED	
WOOD	± .18"
OTHER	± .116"
	± .1"
	± .10"

BY	CHK	DATE	ECN No.

DESCRIPTION OF CHANGE	

TITLE	4 1/2 WC 138" WB 180" BODY MODEL 20
NAME	FOREST RIVER BUS
DATE	1/20/23
DWG. No.	4 1/2 WC 2 DB FOLDS 138 150-2 FRB



# ROHRER

School & Commercial Bus Sales

Rohrer Bus Sales response to CRFQ DMT2300000010, 138"-158"  
Narrow Body Cutaway Vehicle



Ford E350 chassis with Eldorado Advance narrow bus body

## Mechanical Description for Class D Paratransit, Three WC positions

### ADVANCE - FORD E350 - 12,500 GVWR - CONVERSION ONLY PRICING

ADVANCE 22 158" WB E-350 7.3L Premium Gas Engine W/240 Amp Ford Alt	E	1028
<b>SPECIAL INSTRUCTIONS OR NOTES</b>		
27" HIP-TO-KNEE SEAT SPACING MINIMUM		NOTE
MAINTAIN AT LEAST 6" BETWEEN WHEELCHAIR SPACES		NOTE
<b>SPECIAL BUILD OPTIONS</b>		
Front End Alignment w/ Camber & Caster. Include Documentation.	ST	99
Wheel chocks - 1 Pair. Ship Loose	ST	99
Perko Hood Vents mounted on chassis hood (SET OF 2)	ST	99
Stainless Steel Exterior Screws & Bolts	ST	99
As-Built Parts Manual on USB Flash Drive	ST	99
NAPA Jumper Cables, 6-ga, 12 Feet	ST	99
<b>WARRANTY</b>		
Optional Eldorado 3 Year / 36,000 Mile Limited Warranty	05	STD
<b>ELECTRICAL SYSTEM</b>		
Intermotive Flex Tech Electrical System	05	STD
<b>SIDEWALL / REARWALL / CEILING</b>		
Sidewall: Grey FRP	05	STD
Rearwall: Grey Seaspray Fabric	05	STD
Driver Area: Grey Padded Vinyl	05	STD
FRP on Ceiling, Grey	05	2289
FRP on Sidewall Under Seat Track, Grey	05	2093

2075 West Main Street, Waynesboro, VA 22980

direct 540 729-3751

[rohrerbus.com](http://rohrerbus.com)

# ROHRER

School & Commercial Bus Sales

FLOORING - WHITE NOSING IS STANDARD		
Aisle: Gerflor Sirius NT #6801 Graphite (Black)	05	STD
Under Seats: Gerflor Sirius NT #6801 Graphite (Black)	05	STD
GerFlor "STEPBUS" Aluminum Step Nosing with Yellow Abrasive Insert	ST	99
GerFlor "WATCH YOUR STEP" on top riser ILO std decal	ST	99
EXTERIOR		
Black Rubber Rub Rail ilo Standard. Secure Each End with a Screw.	ST	99
2" White Reflective Tape Horizontally Just Below Side Windows & Both Windows of Rear Door	ST	99
CHASSIS		
Front Mud Flap (1), Passenger Side Only (to be used with Running Board) - <b>NOT AVAILABLE ON FORD TRANSIT</b>	05	2340
Heavy Duty Anti-Slip Aluminum Running Board on Driver Side (Large) ( <b>NOT AVAILABLE ON FORD TRANSIT</b> )	05	2623
Mor-Ryde RS Suspension ( <b>SUBJECT TO WEIGHT ANALYSIS APPROVAL</b> )	05	99
Galvanized Belly Metal ( <b>SUBJECT TO WEIGHT ANALYSIS APPROVAL</b> )	05	2275
Exterior Mirror Set, Remote/Heated, Ford	05	2444
SMI Energy Absorbing Rear Bumper	05	2812
Valve Stem Extender Inner Dual Rear Wheel, pair	05	8606
Stainless Steel Entry Step Assembly - Includes Sides & Header	05	22041
Ship OEM Spare Tire Loose with Bus		NOTE
ENVIRONMENTAL CONTROL		
TRANS/AIR AIR CONDITIONING SYSTEMS		
DUAL COMPRESSOR SYSTEMS CEILING MOUNT EVAPORATOR		
<b>TA712 SUPER 60K - TA71 EVAP - SMC2S COND - 10 C.I.D. COMP</b>		
TA712 SUPER 10      FORD 7.3 LITRE GAS PREMIUM ENGINE	05	10431
HEATERS		
Hot Water Heater, 40K BTU 3 Speed	05	99
MISCELLANEOUS		
Defroster Fan - Mount Location:	A pillar curbside aimed at Driver	
	05	20092
ELECTRICAL		
Door Ajar Buzzer on Rear Door	05	22079
Stainless Steel Battery Box & Tray	IS 304 REQUIRED?	YES
	05	2527
Light in Engine Area	05	2316
Heated Entry Step, Electric	05	22098
Laminated Wiring Schematic <b>***AS BUILT***</b> ON ELECTRICAL PANEL DOOR	05	22101
Wiring Diagram <b>"AS BUILT"</b> ON USB Flash Drive		STD
Lift Master Power Switch on Dash	ST	99

2075 West Main Street, Waynesboro, VA 22980

direct 540 729-3751

[rohrerbus.com](http://rohrerbus.com)

# ROHRER

School & Commercial Bus Sales

ANGEL TRAX 6-CAMERA SURVEILLANCE SYSTEM W/ VULCAN 12-CHANNEL DVR, 1TB PLATTER HARD DRIVE AND VANDAL RESISTANT LOCKING FRONT COVER. INCLUDES WI-FI CELLULAR TRI-MODE ANTENNA. MOUNT DVR ON DRIVER MODESTY PANEL. SEE FLOOR PLAN FOR CAMERA LOCATIONS.	ST	99
WIRE HARNESSSES SECURED EVERY 12" MINIMUM		NOTE
NON-LOCKING LATCHES ON BATTERY BOX DOOR		NOTE
<b>DESTINATION SIGNS/I.D. SIGN/FRONT VIEW WINDOW</b>		
Add Floor Mounted Storage (Tool Box Option) when Destination Signs are present		NOTE
<b>EXTERIOR LIGHTS</b>		
Surface Mount LED Entry Door Exterior Light - STD Choose Optional Below or Special builds	05	STD
LED Rear Center Mount Brake Light, Rectangular	05	20136
LED Mid-Ship Turn / Marker Lights	05	20138
Independent RED Brake & AMBER Turn Signal Lights	05	20139
SMI / TRANSPEC #7500 DRIVER TRAFFIC ALERT SIGN ON REAR WALL. ACTIVATES WHEN BRAKES ARE ENGAGED. PROGRAMMED TO SAY "CAUTION STOPPING" ONLY	ST	99
<b>INTERIOR LIGHTS</b>		
Additional Interior LED Dome Lamp - Each	05	8041
MOUNT DOME LIGHT ABOVE EACH ROW OF SEATS		NOTE
<b>AUDIO / VISUAL</b>		
Additional Speaker(s), Each	05	20157
FORD E-SERIES OEM AM/FM/BT RADIO ORDERED ON CHASSIS		NOTE
4 Speakers with Wire to Chassis OEM Radio (if supplied)	05	8822
Ground Plane for 2-Way Radio, Pull Cord, Conduit Terminates B Pillar Floor	05	20160
PRE-WIRE (BATTERY HOT & GROUND) FOR 2-WAY RADIO. RUN TO DOGHOUSE AREA & LEAVE 6' OF COILED WIRE.	ST	99
7 SPEAKERS TOTAL. 6 IN PASS CABIN, 1 IN DRIVER DOOR		NOTE
<b>DOORS / HATCH / WINDOWS</b>		
Electric Entry Door is Standard. Add Option #2056 if Manual is Desired		
Passenger Door Electric (standard)	05	20163
Passenger Door 36" ROUGH OPENING (STANDARD)	05	2063
Exterior Passenger Entrance Door Key	05	8133
Rear Door, (1) Window - Standard Left Hand Hinge	05	8016
Additional Window for Rear Door	05	8682
Twin Windows Either Side of Rear Door	05	20175
ROOF HATCH SAFE FLEET - ADVANTAGE H1976-004-001 W/ EXTERIOR HANDLE	05	1052
Extra Egress Window(s)	Total Number of Egress Windows: 3	
30LB SPRING HOLD-OPEN ON REAR DOOR ILO STD	ST	99
ADDITIONAL EGRESS WINDOW GOES ON STREET SIDE		NOTE

2075 West Main Street, Waynesboro, VA 22980

direct 540 729-3751

[rohrerbus.com](http://rohrerbus.com)

# ROHRER

School & Commercial Bus Sales

LUGGAGE RACK / STORAGE		
Driver Storage in Cab Overhead	05	20191
COAT HOOK STYLE HOLD-OPEN MOUNTED ON CEILING FOR DRIVER STORAGE COMPARTMENT OR DESTINATION SIGN DOOR	ST	99
PARATRANSIT OPTIONS		
2" Wider <i>Double</i> W/ C Doors w/ Windows, LED Interior Lights, Leaf Spring, LED Exterior Lighting	05	20207
<i>Required for Lifts Wider than 34" N/A 138-139" WB Front Lifts, ADVANCE 158"WB 22'. Requires Raised Floor on ADVANTAGE 158"WB 22'</i>		NOTE
IS THE LIFT IN THE FRONT OR REAR OF THE UNIT?	FRONT	
BRAUN LIFTS		
BRAUN WHEELCHAIR LIFT NCL1000FIB3751HB-2 (37" X 51") 1000LBS. REQUIRES 2" WIDER DOORS. INCLUDES SAFETY BELT INSTALLED.	ST	99
LIFT FAST IDLE WITH 403 INTERLOCK		
Intermotive Gateway 508-F Ford E or 517-F Transit Fast Idle with Lift Interlock	05	99
Q Straint W.C. Securement Kits, Accessories		
Q-8101-L DeLuxe Retrctr Tie Down,Q8-6326-A1 Combo Lap/Shldr,L Trk	05	8003
Q5-7580-4 18" Blue Webbing Loop (each)	05	20250
Q Straint Belt Storage Pouch	05	8102
Q-Straint Belt Cutter (ship loose)	05	8179
Miscellaneous Accessories		
Priority Seating Sign **Required for ADA Compliance**	05	8104
Wheelchair Decal (International Symbol of Accessibility) Each	05	8105
MOUNT WC DECAL ON EXTERIOR REAR WALL		NOTE
SAFETY OPTIONS		
5 Lb Fire Extinguisher	05	8089
Emergency Triangle Kit	05	8091
Back-Up Alarm SAE Type C 97 db(A)	05	20267
STANDARD ROSCO STSK4750 BACK-UP CAMERA SYSTEM W/ 7" REARVIEW MONITOR / MIRROR COMBO	05	STD
Interior Flat Mirror, 6" x 16" (N/A ON DUAL DOOR CHASSIS)	05	20277
Wide Angle Lens 11"x14", Fresnel	05	20278
Red Light Over Emergency Exit Ea: ON:	REAR DOOR & EGRESS WINDOWS	05 8155
"NO SMOKING" Sign	05	20282
Yellow "Standee" Line	05	8802
Decal "Please Fasten your Seat Belt"	05	20286
Decal Vehicle Height Sticker	05	20289
Emergency Exit Decal RED LOCATION:	REAR DOOR	05 20292
American Safety First Aid Kit #0122-LOG	ST	99
American Safety Body Fluid Clean-up Kit #2701	ST	99
American Safety Mylar Blanket #2466	ST	99

2075 West Main Street, Waynesboro, VA 22980

direct 540 729-3751

[rohrerbus.com](http://rohrerbus.com)

# **ROHRER**

*School & Commercial Bus Sales*

American Safety Wool Fire Blanket #2460	ST	99
American Safety Reflective Safety Vest	ST	99
<b>ADDITIONAL INTERIOR DECALS:</b>	ST	99
"Emergency Dial 911" MOUNT ON FRONT BULKHEAD	ST	99
"Emergency Equipment" SHIP LOOSE	ST	99
<b>ADDITIONAL EXTERIOR DECALS:</b>		
"CAUTION: LOADING AND UNLOADING PASSENGERS" ON REAR WALL	ST	99
"THIS VEHICLE STOPS AT RAILROAD CROSSINGS" ON REAR WALL	ST	99
"CAUTION: STAND CLEAR OF THE LIFT"	ST	99
<b>GRAB RAIL / STANCHION / PANELS</b>		
Ceiling Grab Rail - Install on <b>Both Sides</b>	05	99
Left Hand Entry Vertical Grab Rail - 1 1/4"		<b>STD</b>
1 1/4" Dual Entry Grab Rails Parallel to Entrance Steps (both sides)	05	8130
Stanchion and Modesty Panel at Entry Door		<b>STD</b>
Stanchion and Modesty Panel Behind Driver	05	20301
Padding on Stanchion - Gray - Per 40" Max Length Each (note location(s) below)	05	20304
Modesty Panel at Wheelchair Lift (extend from floor to ceiling)	05	20306
Add Tinted Plexiglass Upper Panel	<b>LOCATION: DRIVER</b>	05 8146
<b>FLOOR TO BULKHEAD STANCHION AT TOP OF STEPWELL</b>	ST	99
Padding on Aisle-Side Stanchions Above Cross Rail		<b>NOTE</b>
<b>SEATING - DRIVER</b>		
<b>OEM DRIVER'S SEAT ORDERED ON CHASSIS</b>		<b>NOTE</b>
<b>SEATING - PASSENGER</b>		
<b>STD RIGID SEATS</b>		
High Back Single Seat	05	8066
<b>FOLDAWAY SEATS</b>		
Foldaway Seat - High Back Double	05	2335
Foldaway Seat - Mid-High Notch Back Double AM (non-wheelwell)	05	2336
Foldaway Seat - Mid-High Notch Back Double AM for Wheel Well with riser	05	2809
<b>ICS &amp; 3POINT SEATS <i>**REQUIRES WEIGHT ANALYSIS FOR APPROVAL**</i></b>		
Single Seat, Integrated Child Seat (for 20-51 pounds)	05	2540
<b>PASSENGER SEAT FABRICS</b>		
Seat Cover - Level 5 Tower; Streamer; Carnival; Avanti	05	2075
<b>SEAT OPTIONS</b>		
ABS Seat Backs Per Person (Mid-High Rigid and Notchback Folds Only)	05	2664
Anti-Vandal Grab Handle, Black Ea on:		<b>ALL BUT REAR ROW</b>
Black US Armrest - Each - on:		<b>AISLE SEATS</b>
	05	2077
<b>FREEDMAN SEATING SPECIAL BUILD OPTIONS</b>		
<b>NOTE: HIGH BACK SEATS GO IN REAR ROWS</b>	ST	99
<b>NOTE: ABS SEAT BACKS GO ON ALL SEATS EXCEPT THE ICS SEATS &amp; REAR ROWS.</b>	ST	99
<b>SEAT BELTS</b>		

2075 West Main Street, Waynesboro, VA 22980

direct 540 729-3751

[rohrerbus.com](http://rohrerbus.com)

# **ROHRER**

*School & Commercial Bus Sales*

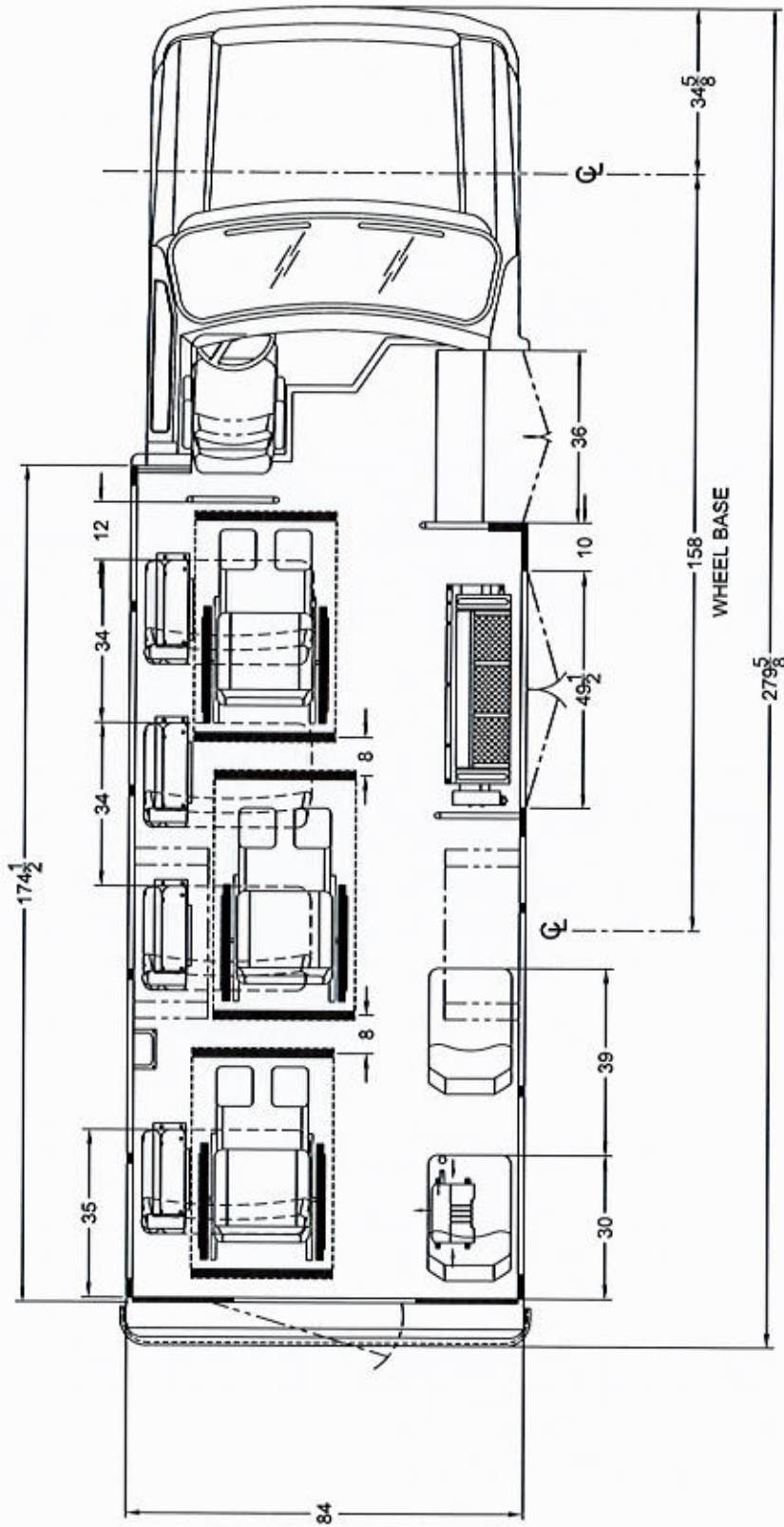
Seat Belt, Freedman USR Retractable (Per Person)	05	2282
Seat Belt Extension, 12" (P/N 56410) FOR USR SEAT BELTS	05	8771

2075 West Main Street, Waynesboro, VA 22980

direct 540 729-3751

[rohrerbus.com](http://rohrerbus.com)

CLASS DRAFT



NOTE: SHOWN WITH MID HI FREEDMAN SEATS  
E-350 11,500 GVWR  
THIS FLOOR PLAN IS FOR ILLUSTRATION PURPOSES ONLY.  
A WEIGHT ANALYSIS HAS NOT YET BEEN PERFORMED.  
FINAL APPROVAL WITH A WEIGHT ANALYSIS IS REQUIRED UPON RECEIPT OF A  
COMPLETED ORDER WITH ALL OPTIONS SHOWN.  
OPTIONAL EQUIPMENT MAY BE SHOWN.  
THE SALES ORDER PLACED DICTATES ACTUAL OPTION CONTENT.

DEALER APPROVAL

APPROVED

CUSTOMER SIGNATURE

THIS DRAWING AND THE INFORMATION THEREON ARE THE EXCLUSIVE PROPERTY OF FOREST RIVER BUS, A DIVISION OF FOREST RIVER. IT SHALL NOT BE COPIED OR DUPLICATED IN ANY MANNER, NOR SHALL IT BE SUBMITTED TO OUTSIDE PARTIES FOR EXAMINATION WITHOUT OUR WRITTEN CONSENT. IT IS LOANED FOR USE WITH REFERENCE TO WORK UNDER CONTRACT WITH, OR PROPOSALS SUBMITTED TO FOREST RIVER BUS, A DIVISION OF FOREST RIVER.

SCALE  
IN INCHES



TOLERANCE UNLESS OTHERWISE SPECIFIED	WOOD	OTHER
$\pm 1/8"$	$\pm 1"$	$\pm 1/2"$

BY	CHK	DATE	ECN No.

DESCRIPTION OF CHANGE

REV. L.T.	

TITLE	2 3 WC 158" WB 163 BOD MODEL 22
NAME	CRANS
DATE	1/23/23

FOREST RIVER BUS  
DRAW. No. 2 3 WC 4 DB FOLDS 158 163 FRB

# ROHRER

School & Commercial Bus Sales

Rohrer Bus Sales response to CRFQ DMT2300000010, 138"-158"  
Narrow Body Cutaway Vehicle



Ford E350 chassis with Eldorado Advance narrow bus body

Mechanical Description for Class E and H are the same, except for paint and graphics

**ADVANCE - FORD E350 - 11,500 GVWR - CONVERSION ONLY PRICING**

ADVANCE 20 138" WB E-350 7.3L Premium Gas Engine W/240 Amp Ford Alt	E	1027	C	1
<b>SPECIAL INSTRUCTIONS OR NOTES</b>				1
27" HIP-TO-KNEE SEAT SPACING MINIMUM		<b>NOTE</b>		1
DRIVER MODESTY PANEL INSTALLED 8" BACK FROM STD POSITION		<b>NOTE</b>		1
<b>SPECIAL BUILD OPTIONS</b>				1
Front End Alignment w/ Camber & Caster. Include Documentation.	ST	99		1
Wheel chocks - 1 Pair. Ship Loose	ST	99		1
Perko Hood Vents mounted on chassis hood (SET OF 2)	ST	99		1
Stainless Steel Exterior Screws & Bolts	ST	99		1
As-Built Parts Manual on USB Flash Drive	ST	99		1
<b>WARRANTY</b>				
Optional Eldorado 3 Year / 36,000 Mile Limited Warranty	05	<b>STD</b>		1
<b>ELECTRICAL SYSTEM</b>				
Intermotive Flex Tech Electrical System	05	STD		1
<b>SIDEWALL / REARWALL / CEILING</b>				
Sidewall: Grey FRP	05	STD		1
Rearwall: Grey Seaspray Fabric	05	STD		1
Driver Area: Grey Padded Vinyl	05	STD		1
FRP on Ceiling, Grey	05	2289		1
FRP on Sidewall Under Seat Track, Grey	05	2093		1
<b>FLOORING - WHITE NOSING IS STANDARD</b>				
Aisle: Gerflor Sirius NT #6801 Graphite (Black)	05	STD		1
Under Seats: Gerflor Sirius NT #6801 Graphite (Black)	05	STD		1
GerFlor "STEPBUS" Aluminum Step Nosing with Yellow Abrasive Insert	ST	99		3

2075 West Main Street, Waynesboro, VA 22980

direct 540 729-3751

[rohrerbus.com](http://rohrerbus.com)

# ROHRER

School & Commercial Bus Sales

GerFlor "WATCH YOUR STEP" on top riser ILO std decal	ST	99		1	
<b>EXTERIOR</b>					
Black Rubber Rub Rail ilo Standard. Secure Each End with a Screw.	ST	99		1	
2" White Reflective Tape Horizontally Just Below Side Windows & Both Windows of Rear Door	ST	99		1	
<b>CHASSIS</b>					
Front Mud Flap (1), Passenger Side Only (to be used with Running Board) - <b>NOT AVAILABLE ON FORD TRANSIT</b>	05	2340		1	
Heavy Duty Anti-Slip Aluminum Running Board on Driver Side (Large) ( <b>NOT AVAILABLE ON FORD TRANSIT</b> )	05	2623		1	
Mor-Ryde RS Suspension (SUBJECT TO WEIGHT ANALYSIS APPROVAL)	05	99		1	
Galvanized Belly Metal (SUBJECT TO WEIGHT ANALYSIS APPROVAL)	05	2275		1	
Exterior Mirror Set, Remote/Heated, Ford	05	2444		1	
SMI Energy Absorbing Rear Bumper	05	2812		1	
Valve Stem Extender Inner Dual Rear Wheel, pair	05	8606		1	
Stainless Steel Entry Step Assembly - Includes Sides & Header	05	22041		1	
Ship OEM Spare Tire Loose with Bus		NOTE		1	
<b>ENVIRONMENTAL CONTROL</b>					
<b>TRANS/AIR AIR CONDITIONING SYSTEMS</b>					
				1	
<b>DUAL COMPRESSOR SYSTEMS CEILING MOUNT EVAPORATOR</b>					
				1	
<b>TA712 SUPER 60K - TA71 EVAP - SMC2S COND - 10 C.I.D. COMP</b>					
				1	
TA712 SUPER 10 FORD 7.3 LITRE GAS PREMIUM ENGINE	05	10431		1	
<b>HEATERS</b>					
				1	
Hot Water Heater, 40K BTU 3 Speed	05	99		1	
<b>MISCELLANEOUS</b>					
				1	
Defroster Fan - Mount Location:		A pillar curbside aimed at Driver	05	20092	1
<b>ELECTRICAL</b>					
Door Ajar Buzzer on Rear Door	05	22079		1	
Stainless Steel Battery Box & Tray		IS 304 REQUIRED? YES	05	2527	1
Light in Engine Area	05	2316		1	
ADA Stop Request, Pull Cord, Dual Auditory Tones, Dual Face Sign w/LED for ADA Request	05	2785		1	
Touch Tape at WC area for ADA Stop Request - Activates 2nd Auditory Tone (Ea.)	05	2786		1	
Heated Entry Step, Electric	05	22098		1	
Laminated Wiring Schematic ***AS BUILT*** ON ELECTRICAL PANEL DOOR	05	22101		1	
Wiring Diagram "AS BUILT" ON USB Flash Drive		STD		1	
Lift Master Power Switch on Dash	ST	99		1	
ANGEL TRAX 6-CAMERA SURVEILLANCE SYSTEM W/ VULCAN 12-CHANNEL DVR, 1TB PLATTER HARD DRIVE AND VANDAL RESISTANT LOCKING FRONT COVER. INCLUDES WI-FI CELLULAR TRI-MODE ANTENNA. MOUNT DVR ON DRIVER MODESTY PANEL. SEE FLOOR PLAN FOR CAMERA LOCATIONS.	ST	99		1	
WIRE HARNESSES SECURED EVERY 12" MINIMUM		NOTE		1	
NON-LOCKING LATCHES ON BATTERY BOX DOOR		NOTE		1	
<b>DESTINATION SIGNS/I.D. SIGN/FRONT VIEW WINDOW</b>					
				1	
Transign LD12112 Front LED Sign 12x112 Display w/OCU	05	20122		1	
Transign LD1280 Side LED Sign 12x80 Display-Requires Front Sign	05	20123		1	
FRONT DESTINATION SIGN REQUIRES MOUNTING BRACKETS ON TOP SIDE OF SIGN TO MINIMIZE VIBRATION	ST	99		1	

2075 West Main Street, Waynesboro, VA 22980

direct 540 729-3751

[rohrerbus.com](http://rohrerbus.com)

# ROHRER

School & Commercial Bus Sales

Add Floor Mounted Storage (Tool Box Option) when Destination Signs are present			NOTE		1
<b>FAREBOXES</b>					
PRE-WIRE FOR FAREBOX (Ignition Hot & Ground) RUN TO BEHIND DRIVER SEAT FOR FUTURE FAREBOX MOUNTED ON MODESTY PANEL STANCHION. INCLUDE 8' OF COILED WIRE.	ST		99		1
<b>EXTERIOR LIGHTS</b>					
Surface Mount LED Entry Door Exterior Light - STD Choose Optional Below or Special builds	05	STD			1
LED Rear Center Mount Brake Light, Rectangular	05	20136			1
LED Mid-Ship Turn / Marker Lights	05	20138			1
Independent RED Brake & AMBER Turn Signal Lights	05	20139			1
Strobe Light, Roof Mounted COLOR:	05	20140		WHITE	1
BRANCH GUARD FOR STROBE LIGHT	ST	99			1
SMI / TRANSPEC #7500 DRIVER TRAFFIC ALERT SIGN ON REAR WALL. ACTIVATES WHEN BRAKES ARE ENGAGED. PROGRAMMED TO SAY "CAUTION STOPPING" ONLY	ST	99			1
<b>INTERIOR LIGHTS</b>					
Additional Interior LED Dome Lamp - Each	05	8041			2
MOUNT DOME LIGHT ABOVE EACH ROW OF SEATS		NOTE			1
<b>AUDIO / VISUAL</b>					
PA System w/ Hand Held Mic & Clip Integrated with OEM Radio		99			1
Additional Speaker(s), Each	05	20157			3
FORD E-SERIES OEM AM/FM/BT RADIO ORDERED ON CHASSIS		NOTE			1
4 Speakers with Wire to Chassis OEM Radio (if supplied)	05	8822			1
Ground Plane for 2-Way Radio, Pull Cord, Conduit Terminates B Pillar Floor	05	20160			1
External Speaker with ON/OFF Switch (each)	05	20162			1
PRE-WIRE (BATTERY HOT & GROUND) FOR 2-WAY RADIO. RUN TO DOGHOUSE AREA & LEAVE 6' OF COILED WIRE.	ST	99			1
8 SPEAKERS TOTAL. 6 IN PASS CABIN, 1 IN DRIVER DOOR. 1 EXTERNAL		NOTE			1
<b>DOORS / HATCH / WINDOWS</b>					
Electric Entry Door is Standard. Add Option #2056 if Manual is Desired					
Passenger Door Electric (standard)	05	20163			1
Passenger Door 36" ROUGH OPENING (STANDARD)	05	2063			1
Exterior Passenger Entrance Door Key	05	8133			1
Rear Door, (1) Window - Standard Left Hand Hinge	05	8016			1
Additional Window for Rear Door	05	8682			1
Twin Windows Either Side of Rear Door	05	20175			1
ROOF HATCH SAFE FLEET - ADVANTAGE H1976-004-001 W/ EXTERIOR HANDLE	05	1052			1
Extra Egress Window(s)	05	20188		Total Number of Egress Windows: 3	1
30LB SPRING HOLD-OPEN ON REAR DOOR ILO STD	ST	99			1
ADDITIONAL EGRESS WINDOW GOES ON STREET SIDE		NOTE			1
<b>LUGGAGE RACK / STORAGE</b>					
Driver Storage in Cab Overhead	05	20191			1
COAT HOOK STYLE HOLD-OPEN MOUNTED ON CEILING FOR DRIVER STORAGE COMPARTMENT OR DESTINATION SIGN DOOR	ST	99			1
<b>PARATRANSIT OPTIONS</b>					
2" Wider Double W/ C Doors w/ Windows, LED Interior Lights, Leaf Spring, LED Exterior Lighting	05	20207			1

2075 West Main Street, Waynesboro, VA 22980

direct 540 729-3751

rohrebus.com

# ROHRER

School & Commercial Bus Sales

<b>Required for Lifts Wider than 34" N/A 138-139" WB Front Lifts, ADVANCE 158"WB 22'. Requires Raised Floor on ADVANTAGE 158"WB 22'</b>					NOTE		1
IS THE LIFT IN THE FRONT OR REAR OF THE UNIT?			REAR				1
<b>BRAUN LIFTS</b>							1
BRAUN WHEELCHAIR LIFT NCL1000FIB3751HB-2 (37" X 51") 1000LBS. REQUIRES 2" WIDER DOORS. INCLUDES SAFETY BELT INSTALLED.		ST	99				1
<b>LIFT FAST IDLE WITH 403 INTERLOCK</b>							1
Intermotive Gateway 508-F Ford E or 517-F Transit Fast Idle with Lift Interlock		05	99				1
<b>Q Straint W.C. Securement Kits, Accessories</b>							1
Q-8101-L DeLuxe Retrctr Tie Down,Q8-6326-A1 Combo Lap/Shldr,L Trk		05	8003				1
Q5-7580-4 18" Blue Webbing Loop (each)		05	20250				4
Q Straint Belt Storage Pouch		05	8102				1
Q-Straint Belt Cutter (ship loose)		05	8179				1
<b>Miscellaneous Accessories</b>							1
Priority Seating Sign **Required for ADA Compliance**		05	8104				2
Wheelchair Decal (International Symbol of Accessibility) Each		05	8105				1
Tool Box Wheelchair Belt Storage		05	20257				1
<b>MOUNT WC DECAL ON EXTERIOR REAR WALL</b>			NOTE				1
<b>MOUNT TOOLBOX IN CO-PILOT FLOOR AREA</b>			NOTE				1
<b>SAFETY OPTIONS</b>							
5 Lb Fire Extinguisher		05	8089				1
Emergency Triangle Kit		05	8091				1
Back-Up Alarm SAE Type C 97 db(A)		05	20267				1
<b>STANDARD ROSCO STSK4750 BACK-UP CAMERA SYSTEM W/ 7" REARVIEW MONITOR / MIRROR COMBO</b>		05	STD				1
Interior Flat Mirror, 6" x 16" (N/A ON DUAL DOOR CHASSIS)		05	20277				1
Wide Angle Lens 11"x14", Fresnel		05	20278				1
Red Light Over Emergency Exit Ea: ON:			REAR DOOR & EGRESS WINDOWS	05	8155		4
"NO SMOKING" Sign		05	20282				1
Yellow "Standee" Line		05	8802				1
Decal "Please Fasten your Seat Belt"		05	20286				1
Decal Vehicle Height Sticker		05	20289				1
Emergency Exit Decal RED LOCATION:			REAR DOOR	05	20292		1
American Safety First Aid Kit #0122-LOG		ST	99				1
American Safety Body Fluid Clean-up Kit #2701		ST	99				1
American Safety Mylar Blanket #2466		ST	99				2
American Safety Wool Fire Blanket #2460		ST	99				1
American Safety Reflective Safety Vest		ST	99				1
<b>ADDITIONAL INTERIOR DECALS:</b>		ST	99				1
"Emergency Dial 911" MOUNT ON FRONT BULKHEAD		ST	99				1
"Emergency Equipment" SHIP LOOSE		ST	99				1
<b>ADDITIONAL EXTERIOR DECALS:</b>							1
"CAUTION: LOADING AND UNLOADING PASSENGERS" ON REAR WALL		ST	99				1
"THIS VEHICLE STOPS AT RAILROAD CROSSINGS" ON REAR WALL		ST	99				1
"CAUTION: STAND CLEAR OF THE LIFT"		ST	99				1
<b>GRAB RAIL / STANCHION / PANELS</b>							
Ceiling Grab Rail - Install on Both Sides		05	99				1
Left Hand Entry Vertical Grab Rail - 1 1/4"			STD				1
1 1/4" Dual Entry Grab Rails Parallel to Entrance Steps (both sides)		05	8130				1

2075 West Main Street, Waynesboro, VA 22980  
 direct 540 729-3751  
 rohrerbus.com

# **ROHRER**

*School & Commercial Bus Sales*

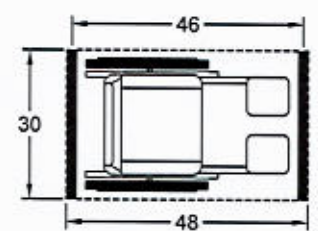
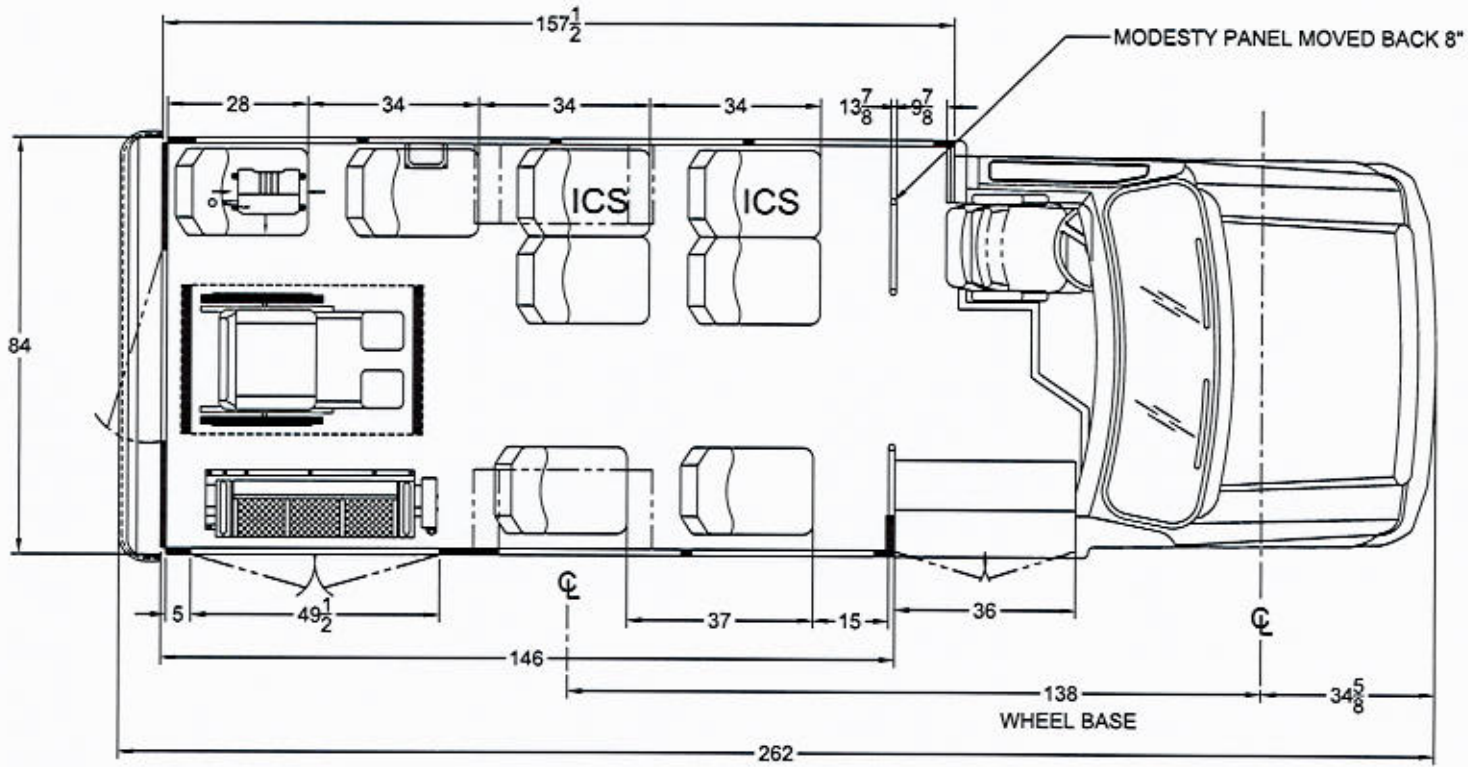
Stanchion and Modesty Panel at Entry Door			<b>STD</b>		1
Stanchion and Modesty Panel Behind Driver	05	20301			1
Padding on Stanchion - Gray - Per 40" Max Length Each (note location(s) below)	05	20304			2
Add Tinted Plexiglass Upper Panel			<b>LOCATION:</b>	<b>DRIVER</b>	
	05	8146			1
<b>FLOOR TO BULKHEAD STANCHION AT TOP OF STEPWELL</b>	ST	99			1
Padding on Aisle-Side Stanchions Above Cross Rail			<b>NOTE</b>		1
<b>DRIVER MODESTY PANEL INSTALLED 8" BACK FROM STD POSITION</b>			<b>NOTE</b>		1
<b>SEATING - DRIVER</b>					1
<b>OEM DRIVER'S SEAT ORDERED ON CHASSIS</b>			<b>NOTE</b>		1
<b>SEATING - PASSENGER</b>					1
<b>STD RIGID SEATS</b>					1
High Back Single Seat	05	8066			2
Mid High Single Seat	05	8068			2
<b>ICS &amp; 3POINT SEATS **REQUIRES WEIGHT ANALYSIS FOR APPROVAL**</b>					1
Double Seat with (1) Integrated Child Seat and (1) Mid High Back 2nd Seat	05	2331			2
<b>PASSENGER SEAT FABRICS</b>					1
Seat Cover - Level 5 Tower; Streamer; Carnival; Avanti	05	2075			8
<b>SEAT OPTIONS</b>					1
ABS Seat Backs Per Person (Mid-High Rigid and Notchback Folds Only)	05	2664			4
Anti-Vandal Grab Handle, Black Ea on:			<b>ALL BUT REAR ROW</b>		
	05	2311			6
Black US Armrest - Each - on:			<b>Aisle only</b>		
	05	2077			6
<b>FREEDMAN SEATING SPECIAL BUILD OPTIONS</b>					1
<b>NOTE: HIGH BACK SEATS GO IN REAR ROWS</b>	ST	99			1
<b>NOTE: ABS SEAT BACKS GO ON ALL SEATS EXCEPT THE ICS SEATS &amp; REAR ROWS.</b>	ST	99			1
<b>SEAT BELTS</b>					1
Seat Belt, Freedman USR Retractable (Per Person)	05	2282			8
Seat Belt Extension, 12" (P/N 56410) FOR USR SEAT BELTS	05	8771			4

2075 West Main Street, Waynesboro, VA 22980

direct 540 729-3751

[rohrerbus.com](http://rohrerbus.com)

CLASS B/E/H



NOTE: SHOWN WITH MID HI FREEDMAN SEATS  
 E-350 11,500 GVWR  
 THIS FLOOR PLAN IS FOR ILLUSTRATION PURPOSES ONLY.  
 A WEIGHT ANALYSIS HAS NOT YET BEEN PERFORMED.  
 FINAL APPROVAL WITH A WEIGHT ANALYSIS IS REQUIRED UPON RECEIPT OF A  
 COMPLETED ORDER WITH ALL OPTIONS SHOWN.  
 OPTIONAL EQUIPMENT MAY BE SHOWN.  
 THE SALES ORDER PLACED DICTATES ACTUAL OPTION CONTENT.

DEALER APPROVAL

APPROVED

CUSTOMER SIGNATURE

SCALE  
 IN INCHES



THIS DRAWING AND THE INFORMATION THEREON ARE THE EXCLUSIVE PROPERTY OF FOREST RIVER BUS, A DIVISION OF FOREST RIVER. IT SHALL NOT BE COPIED OR DUPLICATED IN ANY MANNER, NOR SHALL IT BE SUBMITTED TO OUTSIDE PARTIES FOR EXAMINATION WITHOUT OUR WRITTEN CONSENT. IT IS LOANED FOR USE WITH REFERENCE TO WORK UNDER CONTRACT WITH, OR PROPOSALS SUBMITTED TO FOREST RIVER BUS, A DIVISION OF FOREST RIVER.

REV. LET.	DESCRIPTION OF CHANGE	BY	CHK	DATE	ECN No.

TOLERANCE UNLESS OTHERWISE SPECIFIED	
WOOD	OTHER
± 1/8"	± 1/16"
± 1"	± 1/2"



FOREST RIVER BUS  
 DWG. No. 8 1 WC 138 146-6 FRB

TITLE: 8/1 WC 138" WB MODEL 20  
 NAME: GRANS DATE: 1/23/23

# ROHRER

School & Commercial Bus Sales

Rohrer Bus Sales response to CRFQ DMT2300000010, 138"-158"  
Narrow Body Cutaway Vehicle



Ford E350 chassis with Eldorado Advance narrow bus body

Mechanical Description for Class G and J are the same, except for paint and graphics

## ADVANCE - FORD E350 - 12,500 GVWR - CONVERSION ONLY PRICING

ADVANCE 22 158" WB E-350 7.3L Premium Gas Engine W/240 Amp Ford Alt	E	1028
<b>SPECIAL INSTRUCTIONS OR NOTES</b>		
27" HIP-TO-KNEE SEAT SPACING MINIMUM		NOTE
MAINTAIN AT LEAST 6" BETWEEN WHEELCHAIR SPACES		NOTE
<b>SPECIAL BUILD OPTIONS</b>		
Front End Alignment w/ Camber & Caster. Include Documentation.	ST	99
Wheel chocks - 1 Pair. Ship Loose	ST	99
Perko Hood Vents mounted on chassis hood (SET OF 2)	ST	99
Stainless Steel Exterior Screws & Bolts	ST	99
As-Built Parts Manual on USB Flash Drive	ST	99
NAPA Jumper Cables, 6-ga, 12 Feet	ST	99
<b>WARRANTY</b>		
Optional Eldorado 3 Year / 36,000 Mile Limited Warranty	05	STD
<b>ELECTRICAL SYSTEM</b>		
Intermotive Flex Tech Electrical System	05	STD
<b>SIDEWALL / REARWALL / CEILING</b>		
Sidewall: Grey FRP	05	STD
Rearwall: Grey Seaspray Fabric	05	STD
Driver Area: Grey Padded Vinyl	05	STD
FRP on Ceiling, Grey	05	2289
FRP on Sidewall Under Seat Track, Grey	05	2093

2075 West Main Street, Waynesboro, VA 22980

direct 540 729-3751

[rohrerbus.com](http://rohrerbus.com)

# ROHRER

School & Commercial Bus Sales

FLOORING - WHITE NOSING IS STANDARD		
Aisle: Gerflor Sirius NT #6801 Graphite (Black)	05	STD
Under Seats: Gerflor Sirius NT #6801 Graphite (Black)	05	STD
GerFlor "STEPBUS" Aluminum Step Nosing with Yellow Abrasive Insert	ST	99
GerFlor "WATCH YOUR STEP" on top riser ILO std decal	ST	99
EXTERIOR		
Black Rubber Rub Rail ILO Standard. Secure Each End with a Screw.	ST	99
2" White Reflective Tape Horizontally Just Below Side Windows & Both Windows of Rear Door	ST	99
CHASSIS		
Front Mud Flap (1), Passenger Side Only (to be used with Running Board) - <b>NOT AVAILABLE ON FORD TRANSIT</b>	05	2340
Heavy Duty Anti-Slip Aluminum Running Board on Driver Side (Large) ( <b>NOT AVAILABLE ON FORD TRANSIT</b> )	05	2623
Mor-Ryde RS Suspension ( <b>SUBJECT TO WEIGHT ANALYSIS APPROVAL</b> )	05	99
Galvanized Belly Metal ( <b>SUBJECT TO WEIGHT ANALYSIS APPROVAL</b> )	05	2275
Exterior Mirror Set, Remote/Heated, Ford	05	2444
SMI Energy Absorbing Rear Bumper	05	2812
Valve Stem Extender Inner Dual Rear Wheel, pair	05	8606
Stainless Steel Entry Step Assembly - Includes Sides & Header	05	22041
Ship OEM Spare Tire Loose with Bus		<b>NOTE</b>
ENVIRONMENTAL CONTROL		
TRANS/AIR AIR CONDITIONING SYSTEMS		
DUAL COMPRESSOR SYSTEMS CEILING MOUNT EVAPORATOR		
<b>TA712 SUPER 60K - TA71 EVAP - SMC2S COND - 10 C.I.D. COMP</b>		
TA712 SUPER 10 FORD 7.3 LITRE GAS PREMIUM ENGINE	05	10431
HEATERS		
Hot Water Heater, 40K BTU 3 Speed	05	99
MISCELLANEOUS		
Defroster Fan - Mount Location:	A pillar curbside aimed at Driver	
	05	20092
ELECTRICAL		
Door Ajar Buzzer on Rear Door	05	22079
Stainless Steel Battery Box & Tray	IS 304 REQUIRED?	<b>YES</b> 05 2527
Light in Engine Area	05	2316
Heated Entry Step, Electric	05	22098
Laminated Wiring Schematic ***AS BUILT*** ON ELECTRICAL PANEL DOOR	05	22101
Wiring Diagram "AS BUILT" ON USB Flash Drive		<b>STD</b>
Lift Master Power Switch on Dash	ST	99

2075 West Main Street, Waynesboro, VA 22980

direct 540 729-3751

[rohrerbus.com](http://rohrerbus.com)

# **ROHRER**

*School & Commercial Bus Sales*

ANGEL TRAX 6-CAMERA SURVEILLANCE SYSTEM W/ VULCAN 12-CHANNEL DVR, 1TB PLATTER HARD DRIVE AND VANDAL RESISTANT LOCKING FRONT COVER. INCLUDES WI-FI CELLULAR TRI-MODE ANTENNA. MOUNT DVR ON DRIVER MODESTY PANEL. SEE FLOOR PLAN FOR CAMERA LOCATIONS.	ST	99
WIRE HARNESSSES SECURED EVERY 12" MINIMUM		NOTE
NON-LOCKING LATCHES ON BATTERY BOX DOOR		NOTE
<b>DESTINATION SIGNS/I.D. SIGN/FRONT VIEW WINDOW</b>		
Add Floor Mounted Storage (Tool Box Option) when Destination Signs are present		NOTE
<b>EXTERIOR LIGHTS</b>		
Surface Mount LED Entry Door Exterior Light - STD Choose Optional Below or Special builds	05	STD
LED Rear Center Mount Brake Light, <b>Rectangular</b>	05	20136
LED Mid-Ship Turn / Marker Lights	05	20138
Independent <b>RED</b> Brake & <b>AMBER</b> Turn Signal Lights	05	20139
SMI / TRANSPEC #7500 DRIVER TRAFFIC ALERT SIGN ON REAR WALL. ACTIVATES WHEN BRAKES ARE ENGAGED. PROGRAMMED TO SAY "CAUTION STOPPING" ONLY	ST	99
<b>INTERIOR LIGHTS</b>		
Additional Interior LED Dome Lamp - Each	05	8041
MOUNT DOME LIGHT ABOVE EACH ROW OF SEATS		NOTE
<b>AUDIO / VISUAL</b>		
Additional Speaker(s), Each	05	20157
FORD E-SERIES OEM AM/FM/BT RADIO ORDERED ON CHASSIS		NOTE
4 Speakers with Wire to Chassis OEM Radio (if supplied)	05	8822
Ground Plane for 2-Way Radio, Pull Cord, Conduit Terminates B Pillar Floor	05	20160
PRE-WIRE (BATTERY HOT & GROUND) FOR 2-WAY RADIO. RUN TO DOGHOUSE AREA & LEAVE 6' OF COILED WIRE.	ST	99
7 SPEAKERS TOTAL. 6 IN PASS CABIN, 1 IN DRIVER DOOR		NOTE
<b>DOORS / HATCH / WINDOWS</b>		
<b>Electric Entry Door is Standard. Add Option #2056 if Manual is Desired</b>		
Passenger Door Electric (standard)	05	20163
Passenger Door 36" ROUGH OPENING (STANDARD)	05	2063
Exterior Passenger Entrance Door Key	05	8133
Rear Door, (1) Window - Standard Left Hand Hinge	05	8016
Additional Window for Rear Door	05	8682
Twin Windows Either Side of Rear Door	05	20175
ROOF HATCH SAFE FLEET - ADVANTAGE H1976-004-001 W/ EXTERIOR HANDLE	05	1052
Extra Egress Window(s)	<b>Total Number of Egress Windows: 3</b>	
30LB SPRING HOLD-OPEN ON REAR DOOR ILO STD	ST	99
ADDITIONAL EGRESS WINDOW GOES ON STREET SIDE		NOTE

2075 West Main Street, Waynesboro, VA 22980

direct 540 729-3751

[rohrerbus.com](http://rohrerbus.com)

# ROHRER

School & Commercial Bus Sales

LUGGAGE RACK / STORAGE		
Driver Storage in Cab Overhead	05	20191
COAT HOOK STYLE HOLD-OPEN MOUNTED ON CEILING FOR DRIVER STORAGE COMPARTMENT OR DESTINATION SIGN DOOR	ST	99
PARATRANSIT OPTIONS		
2" Wider <i>Double</i> W/ C Doors w/ Windows, LED Interior Lights, Leaf Spring, LED Exterior Lighting	05	20207
<i>Required for Lifts Wider than 34" N/A 138-139" WB Front Lifts, ADVANCE 158"WB 22'. Requires Raised Floor on ADVANTAGE 158"WB 22'</i>		NOTE
IS THE LIFT IN THE FRONT OR REAR OF THE UNIT?	FRONT	
BRAUN LIFTS		
BRAUN WHEELCHAIR LIFT NCL1000FIB3751HB-2 (37" X 51") 1000LBS. REQUIRES 2" WIDER DOORS. INCLUDES SAFETY BELT INSTALLED.	ST	99
LIFT FAST IDLE WITH 403 INTERLOCK		
Intermotive Gateway 508-F Ford E or 517-F Transit Fast Idle with Lift Interlock	05	99
Q Straint W.C. Securement Kits, Accessories		
Q-8101-L DeLuxe Retrctr Tie Down,Q8-6326-A1 Combo Lap/Shldr,L Trk	05	8003
Q5-7580-4 18" Blue Webbing Loop (each)	05	20250
Q Straint Belt Storage Pouch	05	8102
Q-Straint Belt Cutter (ship loose)	05	8179
Miscellaneous Accessories		
Priority Seating Sign **Required for ADA Compliance**	05	8104
Wheelchair Decal (International Symbol of Accessibility) Each	05	8105
MOUNT WC DECAL ON EXTERIOR REAR WALL		NOTE
SAFETY OPTIONS		
5 Lb Fire Extinguisher	05	8089
Emergency Triangle Kit	05	8091
Back-Up Alarm SAE Type C 97 db(A)	05	20267
STANDARD ROSCO STSK4750 BACK-UP CAMERA SYSTEM W/ 7" REARVIEW MONITOR / MIRROR COMBO	05	STD
Interior Flat Mirror, 6" x 16" (N/A ON DUAL DOOR CHASSIS)	05	20277
Wide Angle Lens 11"x14", Fresnel	05	20278
Red Light Over Emergency Exit Ea: ON:	REAR DOOR & EGRESS WINDOWS	05 8155
"NO SMOKING" Sign	05	20282
Yellow "Standee" Line	05	8802
Decal "Please Fasten your Seat Belt"	05	20286
Decal Vehicle Height Sticker	05	20289
Emergency Exit Decal RED LOCATION:	REAR DOOR	05 20292
American Safety First Aid Kit #0122-LOG	ST	99
American Safety Body Fluid Clean-up Kit #2701	ST	99
American Safety Mylar Blanket #2466	ST	99

2075 West Main Street, Waynesboro, VA 22980

direct 540 729-3751

[rohrerbus.com](http://rohrerbus.com)

# **ROHRER**

*School & Commercial Bus Sales*

American Safety Wool Fire Blanket #2460	ST	99
American Safety Reflective Safety Vest	ST	99
<b>ADDITIONAL INTERIOR DECALS:</b>	ST	99
"Emergency Dial 911" MOUNT ON FRONT BULKHEAD	ST	99
"Emergency Equipment" SHIP LOOSE	ST	99
<b>ADDITIONAL EXTERIOR DECALS:</b>		
"CAUTION: LOADING AND UNLOADING PASSENGERS" ON REAR WALL	ST	99
"THIS VEHICLE STOPS AT RAILROAD CROSSINGS" ON REAR WALL	ST	99
"CAUTION: STAND CLEAR OF THE LIFT"	ST	99
<b>GRAB RAIL / STANCHION / PANELS</b>		
Ceiling Grab Rail - Install on <b>Both Sides</b>	05	99
Left Hand Entry Vertical Grab Rail - 1 1/4"		<b>STD</b>
1 1/4" Dual Entry Grab Rails Parallel to Entrance Steps (both sides)	05	8130
Stanchion and Modesty Panel at Entry Door		<b>STD</b>
Stanchion and Modesty Panel Behind Driver	05	20301
Padding on Stanchion - Gray - Per 40" Max Length Each (note location(s) below)	05	20304
Modesty Panel at Wheelchair Lift (extend from floor to ceiling)	05	20306
Add Tinted Plexiglass Upper Panel	<b>LOCATION: DRIVER</b>	05 8146
<b>FLOOR TO BULKHEAD STANCHION AT TOP OF STEPWELL</b>	ST	99
Padding on Aisle-Side Stanchions Above Cross Rail		<b>NOTE</b>
<b>SEATING - DRIVER</b>		
<b>OEM DRIVER'S SEAT ORDERED ON CHASSIS</b>		<b>NOTE</b>
<b>SEATING - PASSENGER</b>		
<b>STD RIGID SEATS</b>		
High Back Single Seat	05	8066
<b>FOLDAWAY SEATS</b>		
Foldaway Seat - High Back Double	05	2335
Foldaway Seat - Mid-High Notch Back Double AM (non-wheelwell)	05	2336
Foldaway Seat - Mid-High Notch Back Double AM for Wheel Well with riser	05	2809
<b>ICS &amp; 3POINT SEATS <i>**REQUIRES WEIGHT ANALYSIS FOR APPROVAL**</i></b>		
Single Seat, Integrated Child Seat (for 20-51 pounds)	05	2540
<b>PASSENGER SEAT FABRICS</b>		
Seat Cover - Level 5 Tower; Streamer; Carnival; Avanti	05	2075
<b>SEAT OPTIONS</b>		
ABS Seat Backs Per Person (Mid-High Rigid and Notchback Folds Only)	05	2664
Anti-Vandal Grab Handle, Black Ea on:		<b>ALL BUT REAR ROW</b>
Black US Armrest - Each - on:		<b>AISLE SEATS</b>
05	2077	
<b>FREEDMAN SEATING SPECIAL BUILD OPTIONS</b>		
<b>NOTE: HIGH BACK SEATS GO IN REAR ROWS</b>	ST	99
<b>NOTE: ABS SEAT BACKS GO ON ALL SEATS EXCEPT THE ICS SEATS &amp; REAR ROWS.</b>	ST	99
<b>SEAT BELTS</b>		

2075 West Main Street, Waynesboro, VA 22980

direct 540 729-3751

[rohrerbus.com](http://rohrerbus.com)

# **ROHRER**

*School & Commercial Bus Sales*

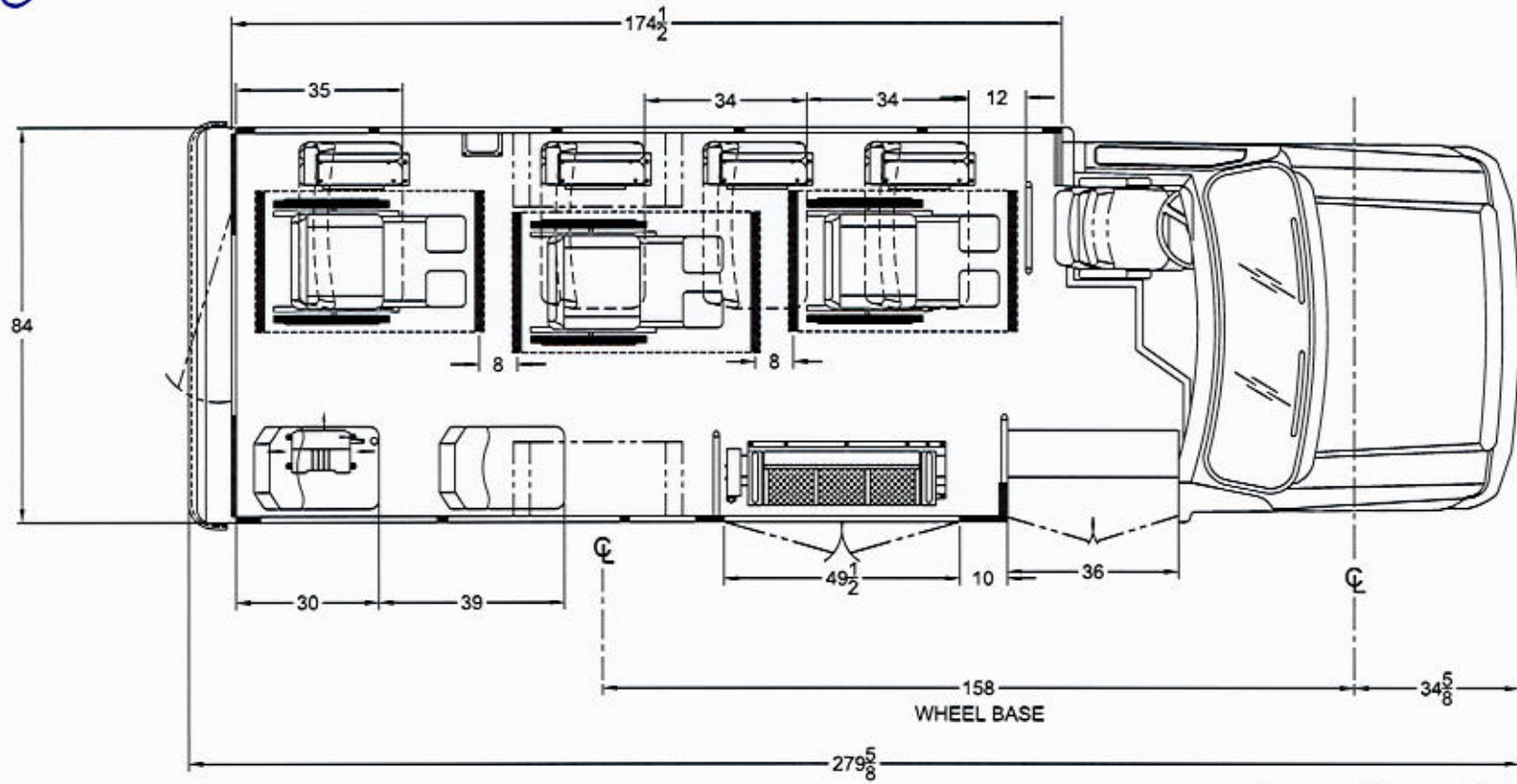
Seat Belt, Freedman USR Retractable (Per Person)	05	2282
Seat Belt Extension, 12" (P/N 56410) FOR USR SEAT BELTS	05	8771

2075 West Main Street, Waynesboro, VA 22980

direct 540 729-3751

[rohrerbus.com](http://rohrerbus.com)

CLASS B/G/J

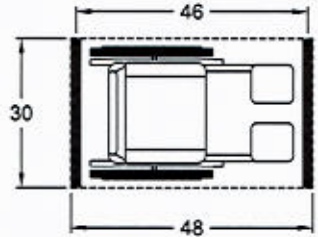


NOTE: SHOWN WITH MID HI FREEDMAN SEATS  
 E-350 11,500 GVWR  
 THIS FLOOR PLAN IS FOR ILLUSTRATION PURPOSES ONLY.  
 A WEIGHT ANALYSIS HAS NOT YET BEEN PERFORMED.  
 FINAL APPROVAL WITH A WEIGHT ANALYSIS IS REQUIRED UPON RECEIPT OF A  
 COMPLETED ORDER WITH ALL OPTIONS SHOWN.  
 OPTIONAL EQUIPMENT MAY BE SHOWN.  
 THE SALES ORDER PLACED DICTATES ACTUAL OPTION CONTENT.

**DEALER APPROVAL**

APPROVED

\_\_\_\_\_  
 CUSTOMER SIGNATURE



**SCALE  
 IN INCHES**



THIS DRAWING AND THE INFORMATION THEREON ARE THE EXCLUSIVE PROPERTY OF FOREST RIVER BUS, A DIVISION OF FOREST RIVER. IT SHALL NOT BE COPIED OR DUPLICATED IN ANY MANNER, NOR SHALL IT BE SUBMITTED TO OUTSIDE PARTIES FOR EXAMINATION WITHOUT OUR WRITTEN CONSENT. IT IS LOANED FOR USE WITH REFERENCE TO WORK UNDER CONTRACT WITH, OR PROPOSALS SUBMITTED TO FOREST RIVER BUS, A DIVISION OF FOREST RIVER.

REV. LET.	DESCRIPTION OF CHANGE	BY	CHK	DATE	ECN No.

TOLERANCE UNLESS OTHERWISE SPECIFIED	
WOOD	OTHER
± 1/8"	± 1/16"
± 1"	± 1/2"



**FOREST RIVER BUS**

TITLE:  
 2 3 WC 158" WB 163 BOY  
 MODEL 22

NAME: CRANS DATE: 1/23/23

DWG. No. 2 3 WC 4 DB FOLDS 158 163 FRB

# ROHRER

School & Commercial Bus Sales

Rohrer Bus Sales response to CRFQ DMT230000010, 138"-158"  
Narrow Body Cutaway Vehicle



Ford E350 chassis with Eldorado Advance narrow bus body

Mechanical Description for Class F and I are the same, except for paint and graphics

**ADVANCE - FORD E350 - 11,500 GVWR - CONVERSION ONLY PRICING**

ADVANCE 20 138" WB E-350 7.3L Premium Gas Engine W/240 Amp Ford Alt	E	1027	C	1
<b>SPECIAL INSTRUCTIONS OR NOTES</b>				<b>1</b>
27" HIP-TO-KNEE SEAT SPACING MINIMUM		NOTE		1
DRIVER MODESTY PANEL INSTALLED 8" BACK FROM STD POSITION		NOTE		1
MAINTAIN AT LEAST 6" BETWEEN WHEELCHAIR SPACES		NOTE		1
<b>SPECIAL BUILD OPTIONS</b>				<b>1</b>
Front End Alignment w/ Camber & Caster. Include Documentation.	ST	99		1
Wheel chocks - 1 Pair. Ship Loose	ST	99		1
Perko Hood Vents mounted on chassis hood (SET OF 2)	ST	99		1
Stainless Steel Exterior Screws & Bolts	ST	99		1
As-Built Parts Manual on USB Flash Drive	ST	99		1
<b>WARRANTY</b>				
Optional Eldorado 3 Year / 36,000 Mile Limited Warranty	05	STD		1
<b>ELECTRICAL SYSTEM</b>				
Intermotive Flex Tech Electrical System	05	STD		1
<b>SIDEWALL / REARWALL / CEILING</b>				
Sidewall: Grey FRP	05	STD		1
Rearwall: Grey Seaspray Fabric	05	STD		1
Driver Area: Grey Padded Vinyl	05	STD		1
FRP on Ceiling, Grey	05	2289		1
FRP on Sidewall Under Seat Track, Grey	05	2093		1
<b>FLOORING - WHITE NOSING IS STANDARD</b>				
Aisle: Gerflor Sirius NT #6801 Graphite (Black)	05	STD		1
Under Seats: Gerflor Sirius NT #6801 Graphite (Black)	05	STD		1

2075 West Main Street, Waynesboro, VA 22980

direct 540 729-3751

[rohrerbus.com](http://rohrerbus.com)

# ROHRER

School & Commercial Bus Sales

GerFlor "STEPBUS" Aluminum Step Nosing with Yellow Abrasive Insert	ST	99		3
GerFlor "WATCH YOUR STEP" on top riser ILO std decal	ST	99		1
<b>EXTERIOR</b>				
Black Rubber Rub Rail ilo Standard. Secure Each End with a Screw.	ST	99		1
2" White Reflective Tape Horizontally Just Below Side Windows & Both Windows of Rear Door	ST	99		1
<b>CHASSIS</b>				
Front Mud Flap (1), Passenger Side Only (to be used with Running Board) - <b>NOT AVAILABLE ON FORD TRANSIT</b>	05	2340		1
Heavy Duty Anti-Slip Aluminum Running Board on Driver Side (Large) ( <b>NOT AVAILABLE ON FORD TRANSIT</b> )	05	2623		1
Mor-Ryde RS Suspension ( <b>SUBJECT TO WEIGHT ANALYSIS APPROVAL</b> )	05	99		1
Galvanized Belly Metal ( <b>SUBJECT TO WEIGHT ANALYSIS APPROVAL</b> )	05	2275		1
Exterior Mirror Set, Remote/Heated, Ford	05	2444		1
SMI Energy Absorbing Rear Bumper	05	2812		1
Valve Stem Extender Inner Dual Rear Wheel, pair	05	8606		1
Stainless Steel Entry Step Assembly - Includes Sides & Header	05	22041		1
Ship OEM Spare Tire Loose with Bus		<b>NOTE</b>		1
<b>ENVIRONMENTAL CONTROL</b>				
<b>TRANS/AIR AIR CONDITIONING SYSTEMS</b>				
				1
<b>DUAL COMPRESSOR SYSTEMS CEILING MOUNT EVAPORATOR</b>				
				1
<b>TA712 SUPER 60K - TA71 EVAP - SMC2S COND - 10 C.I.D. COMP</b>				
TA712 SUPER 10 FORD 7.3 LITRE GAS PREMIUM ENGINE	05	10431		1
<b>HEATERS</b>				
				1
Hot Water Heater, 40K BTU 3 Speed	05	99		1
<b>MISCELLANEOUS</b>				
				1
Defroster Fan - Mount Location:			A pillar curbside aimed at Driver	05
		20092		1
<b>ELECTRICAL</b>				
Door Ajar Buzzer on Rear Door	05	22079		1
Stainless Steel Battery Box & Tray	05	2527	IS 304 REQUIRED? <b>YES</b>	1
Light in Engine Area	05	2316		1
ADA Stop Request, Pull Cord, Dual Auditory Tones, Dual Face Sign w/LED for ADA Request	05	2785		1
Touch Tape at WC area for ADA Stop Request - Activates 2nd Auditory Tone (Ea.)	05	2786		2
Heated Entry Step, Electric	05	22098		1
Laminated Wiring Schematic ***AS BUILT*** ON ELECTRICAL PANEL DOOR	05	22101		1
Wiring Diagram "AS BUILT" ON USB Flash Drive		<b>STD</b>		1
Lift Master Power Switch on Dash	ST	99		1
ANGEL TRAX 6-CAMERA SURVEILLANCE SYSTEM W/ VULCAN 12-CHANNEL DVR, 1TB PLATTER HARD DRIVE AND VANDAL RESISTANT LOCKING FRONT COVER. INCLUDES WI-FI CELLULAR TRI-MODE ANTENNA. MOUNT DVR ON DRIVER MODESTY PANEL. SEE FLOOR PLAN FOR CAMERA LOCATIONS.	ST	99		1
WIRE HARNESSSES SECURED EVERY 12" MINIMUM		<b>NOTE</b>		1
NON-LOCKING LATCHES ON BATTERY BOX DOOR		<b>NOTE</b>		1
<b>DESTINATION SIGNS/I.D. SIGN/FRONT VIEW WINDOW</b>				
				1
Transign LD12112 Front LED Sign 12x112 Display w/OCU	05	20122		1
Transign LD1280 Side LED Sign 12x80 Display-Requires Front Sign	05	20123		1

2075 West Main Street, Waynesboro, VA 22980

direct 540 729-3751

[rohrerbus.com](http://rohrerbus.com)

# ROHRER

School & Commercial Bus Sales

FRONT DESTINATION SIGN REQUIRES MOUNTING BRACKETS ON TOP SIDE OF SIGN TO MINIMIZE VIBRATION	ST	99		1
Add Floor Mounted Storage (Tool Box Option) when Destination Signs are present		NOTE		1
<b>FAREBOXES</b>				1
PRE-WIRE FOR FAREBOX (Ignition Hot & Ground) RUN TO BEHIND DRIVER SEAT FOR FUTURE FAREBOX MOUNTED ON MODESTY PANEL STANCHION. INCLUDE 8' OF COILED WIRE.	ST	99		1
<b>EXTERIOR LIGHTS</b>				
Surface Mount LED Entry Door Exterior Light - STD Choose Optional Below or Special builds	05	STD		1
LED Rear Center Mount Brake Light, Rectangular	05	20136		1
LED Mid-Ship Turn / Marker Lights	05	20138		1
Independent RED Brake & AMBER Turn Signal Lights	05	20139		1
Strobe Light, Roof Mounted COLOR:	05	20140	WHITE	1
BRANCH GUARD FOR STROBE LIGHT	ST	99		1
SMI / TRANSPEC #7500 DRIVER TRAFFIC ALERT SIGN ON REAR WALL. ACTIVATES WHEN BRAKES ARE ENGAGED. PROGRAMMED TO SAY "CAUTION STOPPING" ONLY	ST	99		1
<b>INTERIOR LIGHTS</b>				1
Additional Interior LED Dome Lamp - Each	05	8041		1
MOUNT DOME LIGHT ABOVE EACH ROW OF SEATS		NOTE		1
<b>AUDIO / VISUAL</b>				1
PA System w/ Hand Held Mic & Clip Integrated with OEM Radio		99		1
Additional Speaker(s), Each	05	20157		3
FORD E-SERIES OEM AM/FM/BT RADIO ORDERED ON CHASSIS		NOTE		1
4 Speakers with Wire to Chassis OEM Radio (if supplied)	05	8822		1
Ground Plane for 2-Way Radio, Pull Cord, Conduit Terminates B Pillar Floor	05	20160		1
External Speaker with ON/OFF Switch (each)	05	20162		1
PRE-WIRE (BATTERY HOT & GROUND) FOR 2-WAY RADIO. RUN TO DOGHOUSE AREA & LEAVE 6' OF COILED WIRE.	ST	99		1
8 SPEAKERS TOTAL. 6 IN PASS CABIN, 1 IN DRIVER DOOR, 1 EXTERNAL		NOTE		1
<b>DOORS / HATCH / WINDOWS</b>				
Electric Entry Door is Standard. Add Option #2056 if Manual is Desired				
Passenger Door Electric (standard)	05	20163		1
Passenger Door 36" ROUGH OPENING (STANDARD)	05	2063		1
Exterior Passenger Entrance Door Key	05	8133		1
Rear Door, (1) Window - Standard Left Hand Hinge	05	8016		1
Additional Window for Rear Door	05	8682		1
Twin Windows Either Side of Rear Door	05	20175		1
ROOF HATCH SAFE FLEET - ADVANTAGE H1976-004-001 W/ EXTERIOR HANDLE	05	1052		1
Extra Egress Window(s)	05	20188	Total Number of Egress Windows: 3	1
30LB SPRING HOLD-OPEN ON REAR DOOR ILO STD	ST	99		1
ADDITIONAL EGRESS WINDOW GOES ON STREET SIDE		NOTE		1
<b>LUGGAGE RACK / STORAGE</b>				1
Driver Storage in Cab Overhead	05	20191		1
COAT HOOK STYLE HOLD-OPEN MOUNTED ON CEILING FOR DRIVER STORAGE COMPARTMENT OR DESTINATION SIGN DOOR	ST	99		1
<b>PARATRANSIT OPTIONS</b>				1

2075 West Main Street, Waynesboro, VA 22980

direct 540 729-3751

rohrerbus.com

# ROHRER

School & Commercial Bus Sales

2" Wider <b>Double</b> W/ C Doors w/ Windows, LED Interior Lights, Leaf Spring, LED Exterior Lighting	05	20207		1
<b>Required for Lifts Wider than 34" N/A 138-139" WB Front Lifts, ADVANCE 158"WB 22'.</b>				
<b>Requires Raised Floor on ADVANTAGE 158"WB 22'</b>				
IS THE LIFT IN THE FRONT OR REAR OF THE UNIT?				1
<b>REAR</b>				1
<b>BRAUN LIFTS</b>				1
BRAUN WHEELCHAIR LIFT NCL1000FIB3751HB-2 (37" X 51") 1000LBS. REQUIRES 2" WIDER DOORS. INCLUDES SAFETY BELT INSTALLED.	ST	99		1
<b>LIFT FAST IDLE WITH 403 INTERLOCK</b>				1
Intermotive Gateway 508-F Ford E or 517-F Transit Fast Idle with Lift Interlock	05	99		1
<b>Q Straint W.C. Securement Kits, Accessories</b>				1
Q-8101-L DeLuxe Retrctr Tie Down,Q8-6326-A1 Combo Lap/Shldr,L Trk	05	8003		2
Q5-7580-4 18" Blue Webbing Loop (each)	05	20250		8
Q Straint Belt Storage Pouch	05	8102		2
Q-Straint Belt Cutter (ship loose)	05	8179		1
<b>Miscellaneous Accessories</b>				1
Priority Seating Sign **Required for ADA Compliance**	05	8104		2
Wheelchair Decal (International Symbol of Accessibility) Each	05	8105		1
Tool Box Wheelchair Belt Storage	05	20257		1
<b>MOUNT WC DECAL ON EXTERIOR REAR WALL</b>				1
<b>MOUNT TOOLBOX IN CO-PILOT FLOOR AREA</b>				1
<b>NOTE</b>				1
<b>NOTE</b>				1
<b>SAFETY OPTIONS</b>				
5 Lb Fire Extinguisher	05	8089		1
Emergency Triangle Kit	05	8091		1
Back-Up Alarm SAE Type C 97 db(A)	05	20267		1
<b>STANDARD ROSCO STSK4750 BACK-UP CAMERA SYSTEM W/ 7" REARVIEW MONITOR / MIRROR COMBO</b>	05	<b>STD</b>		1
Interior Flat Mirror, 6" x 16" (N/A ON DUAL DOOR CHASSIS)	05	20277		1
Wide Angle Lens 11"x14", Fresnel	05	20278		1
Red Light Over Emergency Exit Ea: <b>ON:</b>				
<b>REAR DOOR &amp; EGRESS WINDOWS</b>	05	8155		4
"NO SMOKING" Sign	05	20282		1
Yellow "Standee" Line	05	8802		1
Decal "Please Fasten your Seat Belt"	05	20286		1
Decal Vehicle Height Sticker	05	20289		1
Emergency Exit Decal RED LOCATION:				
<b>REAR DOOR</b>	05	20292		1
American Safety First Aid Kit #0122-LOG	ST	99		1
American Safety Body Fluid Clean-up Kit #2701	ST	99		1
American Safety Mylar Blanket #2466	ST	99		2
American Safety Wool Fire Blanket #2460	ST	99		1
American Safety Reflective Safety Vest	ST	99		1
<b>ADDITIONAL INTERIOR DECALS:</b>	ST	99		1
"Emergency Dial 911" MOUNT ON FRONT BULKHEAD	ST	99		1
"Emergency Equipment" SHIP LOOSE	ST	99		1
<b>ADDITIONAL EXTERIOR DECALS:</b>				1
"CAUTION: LOADING AND UNLOADING PASSENGERS" ON REAR WALL	ST	99		1
"THIS VEHICLE STOPS AT RAILROAD CROSSINGS" ON REAR WALL	ST	99		1
"CAUTION: STAND CLEAR OF THE LIFT"	ST	99		1
<b>GRAB RAIL / STANCHION / PANELS</b>				
Ceiling Grab Rail - Install on Both Sides	05	99		1

2075 West Main Street, Waynesboro, VA 22980

direct 540 729-3751

[rohrerbus.com](http://rohrerbus.com)

# **ROHRER**

*School & Commercial Bus Sales*

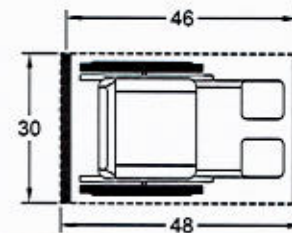
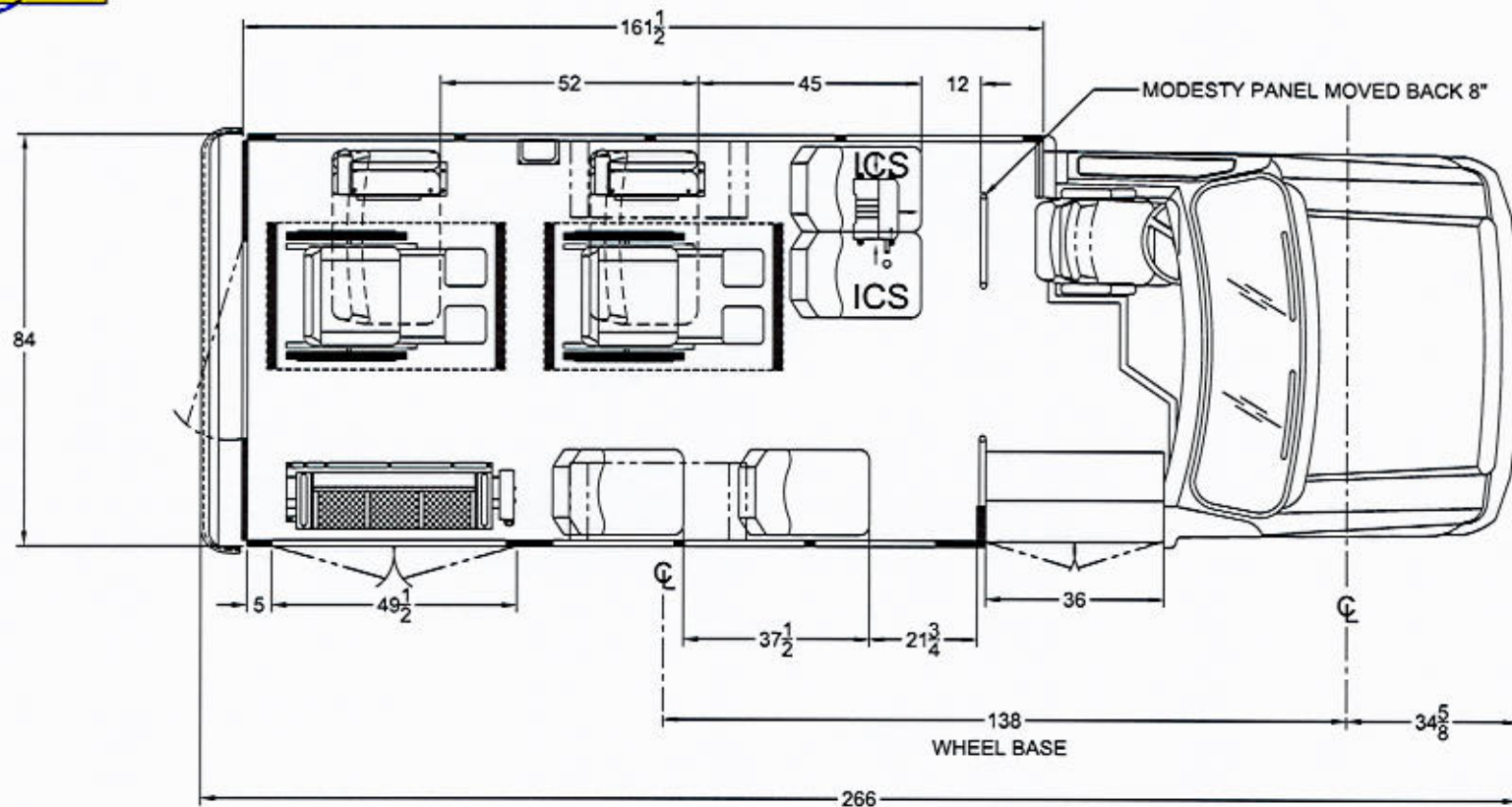
Left Hand Entry Vertical Grab Rail - 1 1/4"			<b>STD</b>		1
1 1/4" Dual Entry Grab Rails Parallel to Entrance Steps (both sides)	05	8130			1
Stanchion and Modesty Panel at Entry Door			<b>STD</b>		1
Stanchion and Modesty Panel Behind Driver	05	20301			1
Padding on Stanchion - Gray - Per 40" Max Length Each (note location(s) below)	05	20304			2
Add Tinted Plexiglass Upper Panel			<b>LOCATION:</b>	<b>DRIVER</b>	05 8146 1
<b>FLOOR TO BULKHEAD STANCHION AT TOP OF STEPWELL</b>	ST	99			1
Padding on Aisle-Side Stanchions Above Cross Rail			<b>NOTE</b>		1
<b>DRIVER MODESTY PANEL INSTALLED 8" BACK FROM STD POSITION</b>			<b>NOTE</b>		1
<b>SEATING - DRIVER</b>					
<b>OEM DRIVER'S SEAT ORDERED ON CHASSIS</b>			<b>NOTE</b>		1
<b>SEATING - PASSENGER</b>					
<b>STD RIGID SEATS</b>					
High Back Single Seat	05	8066			1
Mid High Single Seat	05	8068			1
<b>FOLDAWAY SEATS</b>					
Foldaway Seat - Mid-High Notch Back Double AM (non-wheelwell)	05	2336			1
Foldaway Seat - Mid-High Notch Back Double AM for Wheel Well with riser	05	2809			1
<b>ICS &amp; 3POINT SEATS <u>**REQUIRES WEIGHT ANALYSIS FOR APPROVAL**</u></b>					
Double Seat with (2) Integrated Child Seats	05	2541			1
<b>PASSENGER SEAT FABRICS</b>					
Seat Cover - Level 5 Tower; Streamer; Carnival; Avanti	05	2075			8
<b>SEAT OPTIONS</b>					
ABS Seat Backs Per Person (Mid-High Rigid and Notchback Folds Only)	05	2664			5
Anti-Vandal Grab Handle, Black Ea on:			<b>ALL SEATS BUT REAR ROWS</b>		05 2311 5
Black US Armrest - Each - on:			<b>ALL AISLE SEATS</b>		05 2077 5
<b>FREEDMAN SEATING SPECIAL BUILD OPTIONS</b>					
<b>NOTE: HIGH BACK SINGLE SEAT GOES IN REAR ROW</b>	ST	99			1
<b>NOTE: ABS SEAT BACKS ON BOTH FOLDAWAYS &amp; THE MID-HI SINGLE SEAT</b>	ST	99			1
<b>SEAT BELTS</b>					
Seat Belt, Freedman USR Retractable (Per Person)	05	2282			8
Seat Belt Extension, 12" (P/N 56410) FOR USR SEAT BELTS	05	8771			4

2075 West Main Street, Waynesboro, VA 22980

direct 540 729-3751

[rohrerbus.com](http://rohrerbus.com)

**CLASS. 2/F/1**




NOTE: SHOWN WITH MID HI FREEDMAN SEATS  
 E-350 11,500 GVWR  
 THIS FLOOR PLAN IS FOR ILLUSTRATION PURPOSES ONLY.  
 A WEIGHT ANALYSIS HAS NOT YET BEEN PERFORMED.  
 FINAL APPROVAL WITH A WEIGHT ANALYSIS IS REQUIRED UPON RECEIPT OF A  
 COMPLETED ORDER WITH ALL OPTIONS SHOWN.  
 OPTIONAL EQUIPMENT MAY BE SHOWN.  
 THE SALES ORDER PLACED DICTATES ACTUAL OPTION CONTENT.

**DEALER APPROVAL**

APPROVED

\_\_\_\_\_  
 CUSTOMER SIGNATURE

**SCALE  
 IN INCHES**



THIS DRAWING AND THE INFORMATION THEREON ARE THE EXCLUSIVE PROPERTY OF FOREST RIVER BUS, A DIVISION OF FOREST RIVER. IT SHALL NOT BE COPIED OR DUPLICATED IN ANY MANNER, NOR SHALL IT BE SUBMITTED TO OUTSIDE PARTIES FOR EXAMINATION WITHOUT OUR WRITTEN CONSENT. IT IS LOANED FOR USE WITH REFERENCE TO WORK UNDER CONTRACT WITH, OR PROPOSALS SUBMITTED TO FOREST RIVER BUS, A DIVISION OF FOREST RIVER.

REV. LET.	DESCRIPTION OF CHANGE	BY	CHK	DATE	ECN No.

TOLERANCE UNLESS OTHERWISE SPECIFIED

WOOD	OTHER
± 1/8"	± 1/16"
± 1"	± 1/2"



**FOREST RIVER BUS**

TITLE:  
 4/2 WC 138" WB 150" BODY  
 MODEL 20

NAME: DHERNANDEZ DATE: 1/20/23

DWG. No. 4 2 WC 2 DB FOLDS 138 150-2 FRB

**REQUEST FOR QUOTATION – CRFQ DMT23\*10**  
**138" Wheelbase Dual Rear Wheel (DRW) Narrow Body Cutaway Vehicle**

---

**DOCUMENTATION TO BE SUBMITTED WITH BID:**

**Section**  
**Referenced**

- 3.2 Chassis: include Load leveling System: provide product description, warranty information and product literature.
- 3.3 Engine shall be 6.8 Liter V-10 gasoline engine: provide product description, warranty information and product literature.
- 6.10 Radio: AM/FM Stereo with CD: provide product description, warranty information and product literature.
- 3.8 Transmission: provide product description, warranty information and product literature.
- 3.5 Radiator and Cooling System: provide product description, warranty information and product literature.
- 3.6 High Idle System, provide product description, warranty information and product literature.
- 4.2 Brakes: provide product description, warranty information and product literature.
- 4.0 Tilt Wheel, Cruise Control and Power Steering: provide details of water testing procedures.
- 2.16 Wheelbase: provide length of proposed wheelbase.
- 3.9.4 Rear View Back-Up Camera: provide product description, warranty information and literature.
- 4.3 Wheels: provide product description, warranty information and product literature.
- 4.4 Tires: provide product description, warranty information and product literature
- 4.5.6 Battery: provide product description, warranty information and product literature
- 4.5.5 Alternator: provide product description, warranty information and product literature
- 5.5 Front and Rear Heating and Air Conditioning: provide product description, warranty information, product literature.
- 4.8 Body Specifications: provide a description of how conversion will take place and meet the specification requirements. Provide Actual Interior height and Body length of proposed vehicle.
- 5.0 Sealant, Rustproofing and Undercoating: provide product description, warranty information and product literature.

**REQUEST FOR QUOTATION – CRFQ DMT23\*10**  
**138" Wheelbase Dual Rear Wheel (DRW) Narrow Body Cutaway Vehicle**

---

- 5.1 Passenger Doors and Stepwells: Provide product description, dimensions, description of interlock system of all doors and locks to be provided.
- 5.8 Flooring: provide a description of product to be used, samples of floor covering, colors to be used and assembly process.
- 6.1 Seats, Grab Handles, Passenger restraints: provide product description, warranty information and product literature.
- 6.2 Mobility Aid/ Occupant Restraint Systems: provide product description, warranty information and product literature.
- 6.13 Training: submit letter of understanding to the terms in this Section.
- 6.8 Security Cameras System Including Playback: provide product description, warranty information and product literature.
- 7.12.2 Warranty on Complete Vehicle.
- 7.12.3 Warranty on Basic Vehicle Structure.
- 7.12.5 Warranty: warranties to be provide on subsystems and components.
- NA 11.3 Complete two (2) bids in binder form –one (1) marked for DTMF-PT.
- 13.2 A Complete mechanical description of vehicle, its construction and equipment including manufacturer's model name and / or number.
- 13.2 B Proposed interior floor plans, showing detailed dimensions including the location of the wheelchair securement system.
- 13.2 C Curb weight (empty weight) and gross vehicle weight rating (GVWR) of vehicle.
- 13.2 D Exterior Vinyl Colors: provide samples/chart of available colors.
- 13.2 H Identification of the conversion location of the van and listing of activities to take place at the location.
- 13.2 I A list of five (5) users names, addresses, emails and telephone numbers who have been provided similar equipment.
- No Debt Affidavit
- Addendum Acknowledgement

# RS SUSPENSION

— SYSTEM —

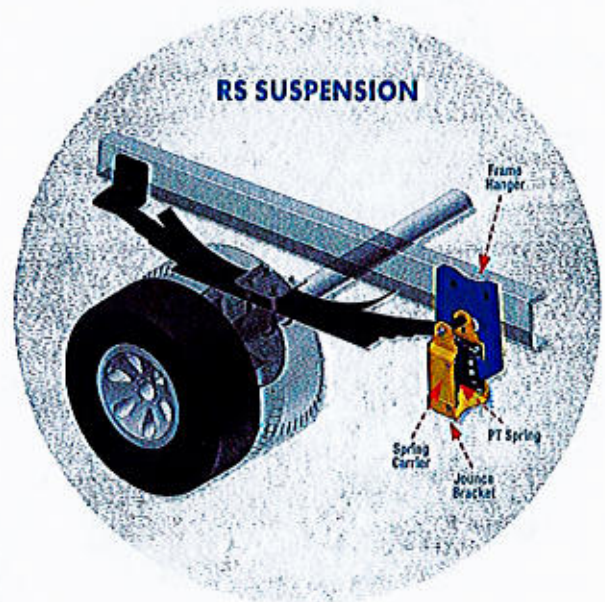
Rubber shackles absorb road shock

## TODAY'S ROADS are ROUGHER than EVER for TRANSIT USERS

The MORryde RS Suspension is a simple, but effective solution for transit agencies looking to smooth out the rough roads for their riders. Featuring a highly engineered and tested design, the MORryde RS Suspension uses a unique rubber spring that cushions and absorbs road shock. Transit riders and transit agencies will notice.

### FEATURES

- Much smoother ride
- Improved passenger comfort
- Better protection of the bus from damaging road shock



**RUBBER  
SHEER  
SPRING**



The RS doesn't use air bags so it can't leak. It features adjustment holes to help compensate for vehicles with wheel chair lifts and it doesn't require any special tools for maintenance or service. For an even better riding bus, you can upgrade the RS to MORryde's RSX suspension package that includes the RS, specially tuned shock absorbers and a heavy duty sway bar.

# SUSPENSION SYSTEMS

for **TRANSIT BUS**



Because Your Bus Doesn't Have to Ride Like a Truck!



Above. Beyond. Always.


# E-350 DRW CUTAWAY

View Towing Guide

---

---

## Key Features



### 7.3L V8 Premium-Rated Engine

This proven engine features single-overhead-cam design and dual equal variable cam timing that helps optimize power across the entire powerband. The standard 7.3L V8 Premium-Rated Engine is rated at 325 horsepower and 450 lb.-ft. of torque at 3,750 rpm. \* The available 7.3L V8 Economy-Rated

**Engine**

3.7

Switch to Imperial Units

Engine type 7.3L V8 Premium-Rated Engine 7.3L V8 Economy-Rated Engine (O)

Engine Electronics Bosch Multicore MG1CS019 Bosch Multicore MG1CS019

Displacement 445 CID 445 CID

Horsepower (SAE net@rpm) 325@3,750 300@3,750

Torque (lb.-ft. @rpm) 450@3,750 425@3,250

Compression Ratio 10.5:1 10.5:1

Bore x Stroke (in.) 4.22 x 3.97 4.22 x 3.97

Main Bearings 5 Main Bearings 5 Main Bearings

Valvetrain OHV / 2 Valves Per Cylinder OHV / 2 Valves Per Cylinder

Valve Lifters Hydraulic Roller Lifters Hydraulic Roller Lifters

Fuel Delivery Port Fuel Injection Port Fuel Injection

Electronic Throttle Control (ETC) Std. Std.

Engine Oil Cooler Std. Std.

Exhaust Cast Stainless Steel (LH & RH) Cast Stainless Steel (LH & RH)

**Transmission Type** 6-Speed Automatic Transmission with Overdrive and Tow Haul 6-Speed Automatic Transmission with Overdrive and Tow Haul

3.8

Engine Block Material Cast Iron Cast Iron

Cylinder Head Material Aluminum Aluminum

Chassis

Switch to Imperial Units

Twin I-Beam IFS with Computer-Selected Coil Springs and Stabilizer Bar

Rear Suspension Multileaf 2-Stage Leaf Springs/Solid Axle and Rear Stabilizer Bar (DRW only)

Front and Rear Shocks Heavy-Duty Gas-Pressurized

Brakes Power 4-Wheel Disc Anti-Lock

Steering Recirculating Ball, Power Assisted

Payload Package Selector

Switch to Imperial Units

JENSEN

AM/FM/RBDS/WB Heavy Duty Radio

JHD1130



#### PRODUCT FEATURES

- 12V DC power
- Max output power: 40W x 4
- Electronic AM/FM tuner (US/Euro)
- NOAA 7-channel Weather band
- RBDS with PTY search
- Front AUX Input
- Amber backlit control panel buttons
- 12/24 hour selectable clock with Super-Cap 30 day power backup
- Encoder knob volume control
- Beep tone confirmation (user selectable On/Off)
- EQ presets (Flat, Rock, Pop, Classical, User settings)
- Conformal coated PCB
- Preset tuning
- Non-volatile memory
- Low battery alert (Voltage < 10.8 VDC)
- IR remote ready (remote sold separately)
- Channel lock

DESIGNED TO MOVE [YOU]™

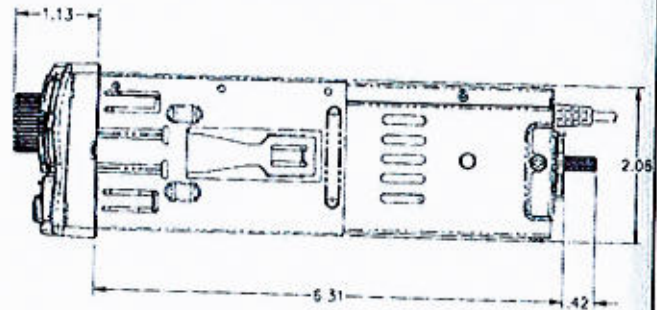
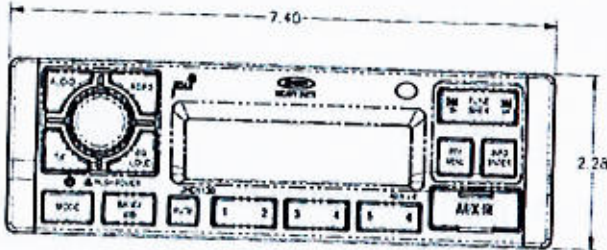
Features and specifications subject to change without notice.

**asa**  
ELECTRONICS.  
2602 Marina Drive • Elkhart, IN 46514  
www.asaelectronics.com



AM/FM/RBDS/WB Heavy Duty Radio

# JHD1130



## Specifications

### General Specifications


Power System		12 VDC
Operating Voltage Range		9 V to 18 V
Current Draw @ 12V	Standby	0 A
	Nominal	1.3 A
	Maximum	9.5 A
Operating Temperature Range		-22°F to 185°F   -30°C to 85°C
Storage Temperature Range		-40°F to 185°F   -40°C to 85°C
Maximum Relative Humidity		95%
Overall Dimensions		6.3" x 7.4" x 2.1"
Product Weight (unpacked)		2.75 lbs.

### Performance Specifications

FM Sensitivity		1 uV
AM Sensitivity		20 uV
Output Power	RMS	18 W x 4
	Maximum	40 W x 4
Total Harmonic Distortion @ 1 Watt		1%
Applied Test Suite		ASA ES0013
Regulatory Certification		FCC Part 15B / E-Mark

Engine is rated at 300 horsepower at 3,750 rpm and 425 lb.-ft. of torque at 3,250 rpm. \*

\*Horsepower and torque ratings are independent attributes and may not be achieved simultaneously.



### TorqShift® 6-Speed Automatic with Tow/Haul Mode

The Ford TorqShift® 6-Speed Automatic Transmission is designed and built by Ford to handle the high-performance demands of the standard 7.3L V8 Premium-Rated Engine (325 horsepower and 450 lb.-ft. of torque at 3,750 rpm)\* and the available 7.3L V8 Economy-Rated Engine (300 horsepower at 3,750 rpm and 425 lb.-ft. of torque at 3,250 rpm). \*

\*Horsepower and torque ratings are independent attributes and may not be achieved simultaneously.

# FORD E-SERIES CUTAWAY TECHNICAL SPECIFICATIONS



## BODY

Construction/materials	High-strength C-section, steel frame
Body style	Body-on-frame
Final assembly location	Ohio Assembly Plant, Avon Lake, Ohio

## DRIVETRAIN

Layout	Front-engine, rear-drive
--------	--------------------------

## ENGINES

	<b>7.3-liter premium V8 (standard)</b>	<b>7.3-liter economy V8 (optional)</b>
Configuration	90-degree V8, single in-block cam	90-degree V8, single in-block cam
Block/head material	Cast iron block, aluminum heads	Cast iron block, aluminum heads
Displacement	7.3 liters (445 cubic inches)	7.3 liters (445 cubic inches)
Bore x stroke	4.22 x 3.97	4.22 x 3.97
Compression ratio	10.5:1	10.5:1
Valvetrain	Pushrod and rocker arms, two valves per cylinder	Pushrod and rocker arms, two valves per cylinder
Recommended fuel	87 octane	87 octane
Fuel delivery	Sequential multiport electronic	Sequential multiport electronic
Engine control system	Electronic	Electronic
Intake manifold	Naturally aspirated, tuned intake	Naturally aspirated, tuned intake
Dyno certified horsepower	350 @ 3,900 rpm	300 @ 3,750 rpm
Dyno certified torque	468 lb.-ft. @ 3,900 rpm	425 lb.-ft. @ 3,250 rpm
Oil-life monitor	Oil-minder system	Oil-minder system

## ELECTRICAL

Alternator	Standard 210-amp, optional 240-amp, or optional dual 240-amp/157-amp
Battery group	12-volt; 750-CCA 78-amp/hr

## 3.8 TRANSMISSION

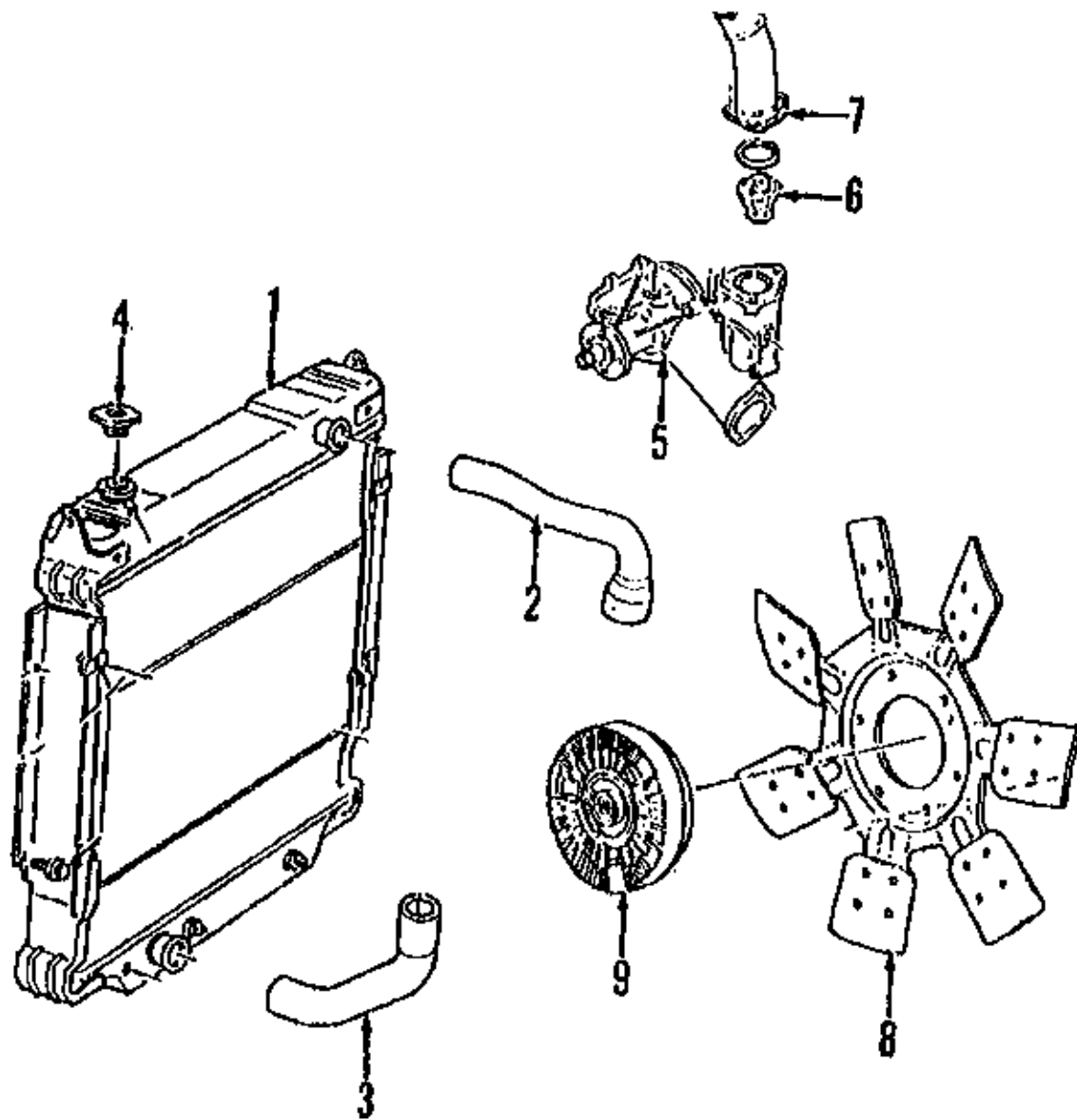
Configuration	Aluminum 6-speed with two overdrive speeds and tow/haul; auxiliary cooler
<b>Gear ratios:</b>	
First	3.974:1
Second	2.318:1
Third	1.516:1
Fourth	1.149:1
Fifth	0.858:1
Sixth	0.674:1
Reverse	-3.128:1

**FORD E-SERIES**





**Ford E350 COOLING SYSTEM. COOLING FAN, RADIATOR. WATER PUMP.**



**Gateway**

**INTERMOTIVE**  
**VEHICLE**  
**CONTROLS**

An ISO 9001:2015 Registered Company

# Gateway


High Idle and Shift Interlock System

## Overview

- All-in-one wheelchair interlock and high idle system to ensure full functionality of the vehicle's systems while using the lift
- Provides battery charge protection and improves air conditioning performance
- System is fully compliant with FMVSS 403/404 and the Americans with Disabilities Act (ADA) for wheelchair lift interlocks
- Simple plug and play connections to the OEM chassis

## Features

- Prevents vehicle movement while the lift is in use by locking the shifter in Park
- Monitors OEM sensor inputs from the transmission, engine, charging system and ambient air temperature
- Programmable RPM for high idle
- Prevents driving with the park brake set
- Can provide real-time chassis data
- Diagnostic trouble codes available
- Optional BrakeMax add-on: automatically places vehicle in "tow haul" mode for reduced brake wear
- Uses Intermittent Fault Filter™ (IFF) technology to eliminate erroneous lift door signals



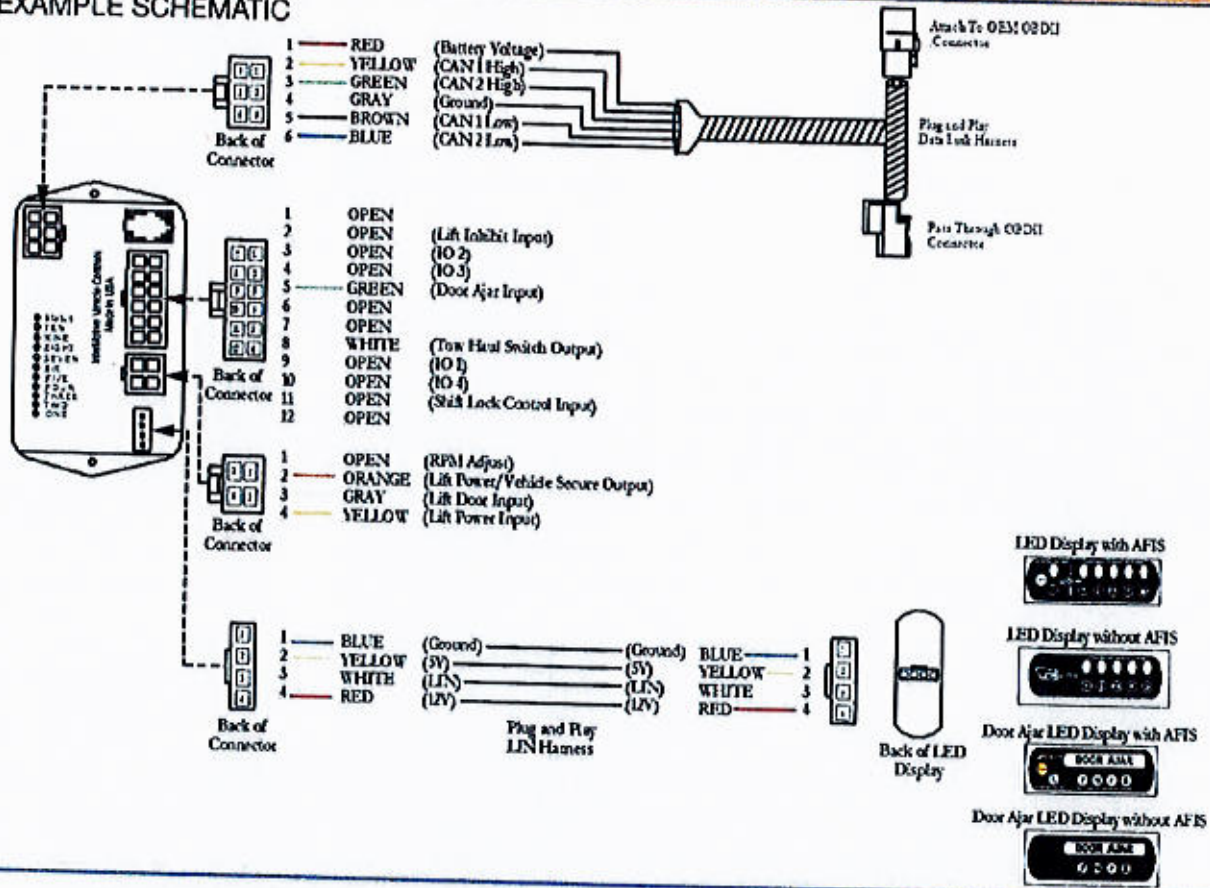
*Product features may vary by make, model or year. See instructions for complete details.*

Proudly distributed by  
**LGS GROUP**  
AUTOMOTIVE TECHNOLOGIES

**(775) 831-2002**

# Details

## EXAMPLE SCHEMATIC




## SPECIFICATIONS

Number of Inputs	Five inputs (lift inhibit, door ajar, shift lock, lift door and RPM adjust)
Number of Outputs	Four configurable outputs, plus one lift power/vehicle secure output and one tow haul switch output
Current Draw	~120 mA
Quiescent Draw	~2 mA (sleep current)
CAN Speed	High and medium speed
Temperature Range	-40°C to 80°C
Dimensions	4" L x 2" W x 1" H



An ISO 9001:2015 Registered Company

**B-GTWY508 Fast Idle, Shift Interlock, I/O**  
2020 - 2022 Ford F250-F550 - 6.2L and 7.3L Engine  
2020 Ford F250-F550 - 6.7L Diesel (B-GTWY508-G)  
2021 Ford F650-F750 - 7.3L Engine  
2021 Ford F650-F750 - 6.7L Diesel (B-GTWY508-G)  
2021 - 2022 Ford E-Series



OK for 2023/24

### Introduction

The Gateway 508 is a wheelchair lift safety interlock which will only work with the ignition on. It will enable the lift when certain vehicle safety conditions are met, and will lock the transmission shifter in Park when the lift door is open and/or the Park Brake is applied. The Advanced Fast Idle System (AFIS) elevates engine idle speed in response to a number of triggers in order to assist electrical or mechanical systems on the vehicle. The Brakemax option (B-GTWY508-B) will automatically engage the OEM Tow Haul mode whenever the vehicle is started. The GTWY508 can also be installed with the Park Crank Only Module (PCOM) which will allow the vehicle to only be started in the Park position (GTWY508-C).

### Installation Instructions

**Disconnect the vehicle's battery before proceeding with installation.**



**WARNING**  
Disconnect the battery to prevent setting a check engine light.

### CAUTION

All electronic products are susceptible to damage from Electrostatic Discharge or ESD. Ground yourself before handling or working with the module and harnessing by first touching chassis ground, such as the barrel of the cigarette lighter.



### IMPORTANT—READ BEFORE INSTALLATION

It is the installer's responsibility to route and secure all wiring harnesses where they cannot be damaged by sharp objects, mechanical moving parts and high heat sources. Failure to do so could result in damage to the system or vehicle and create possible safety concerns for the operator and passengers. Avoid placing the module where it could encounter strong magnetic fields from high current cabling connected to motors, solenoids, etc. Avoid radio frequency energy from antennas or inverters next to the module. Avoid high voltage spikes in vehicle wiring by always using diode clamped relays when installing upfitter circuits.

### Gateway 508 Module

Remove the lower dash panel below the steering column and find a suitable location to mount the module. Verify this location is in an area away from external heat sources (engine heat, heater ducts, etc. Do not mount the module until all wire harnesses are routed and secure. The last step of the installation is to mount the module. When installing the harnesses, leave several inches of take-out in order to remove the module if necessary.



InterMotive Inc.  
12840 Earhart Ave  
Auburn, CA 95602

Phone: (530) 823-1048  
Fax: (530) 823-1516  
Page 1 of 14

www.intermotive.net  
products@intermotive.net  
GTWY508-030422-INS

### Ford 24-pin Data Link Harness (6-pin connector)

1. Locate the vehicles Gateway Module. It will be mounted below the lower left dash panel.
2. Remove the harness behind the Gateway module by pressing the locking tab and pulling outward.
3. Plug the Female side of the Intermotive Gateway Harness into the back of the Gateway module. Ensure the connection is fully seated and secured by the locking tab.
4. Plug the Male side of the Intermotive Data Link Harness into the Gateway harness.
5. Plug the free end of the Data Link harness into the mating 6-pin connector "DLC" on the GTWY508 module.
6. Secure the Gateway harness so that it does not hang below the lower dash panel.



### LED Display Panel

1. Locate a suitable position on the dashboard within view of the driver for mounting the LED Display Panel. The length of the display harness is 40". This is the maximum distance the display can be mounted from the GTWY508 module.
2. Drill a 5/8" hole in the dashboard where the center of the display will be located. Use caution not to damage anything behind the dashboard.
3. Attach the 4-Pin LED display harness to the GTWY508 Module's 4-pin connector.
4. Run the free end of the display harness under the dash and out through the 5/8" hole.
5. Attach the end of the display harness to the LED Display Panel.
6. Ensure panel is level, and secure using the supplied screws.



## Control Outputs, Input, and Lift Inhibit Connections - 12-pin I/O connector

The GTWY508 provides three ground side configurable outputs and one configurable input/output. The outputs can provide vehicle information such as Vehicle Speed, Park, Park Brake, etc., and are configured per customer requirements at InterMotive prior to shipping. These outputs can be used to control upfitter circuits and can sink up to 1/2 amp. The input pin can be connected to a ground side switch to activate Fast Idle or Shift Lock. Grounding the Lift Inhibit Pin 2 input will prevent GTWY508 from supplying power on Vehicle Secure/Lift Power Output pin (4 pin connector). In addition to the above, there is also a dedicated Shift Lock ground activated input on pin 11 which can be connected to an emergency door switch or other equipment. **Note:** The PCOM option requires one of these outputs to provide Park.

A 12 pin mating connector and seven terminals (two extra) are provided. To use any of these outputs, properly crimp a connector terminal provided to the Installer supplied wire using the correct crimping tool (Molex Part# 11-01-0197), and insert into the correct connector pin housing. The pin MUST be properly oriented for it to fully seat and click into place. The largest wire that can be used with these terminals is 16 AWG. Plug this connector into the GTWY508 module's 12-pin connector.

### Shift Lock Control Input

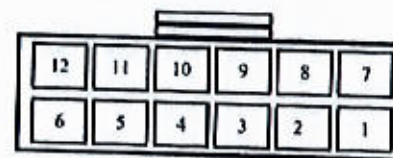
Grounding Pin # 11 on the 12 Pin connector will lock the transmission shifter if the vehicle is in Park. This can be used to prevent the vehicle from driving when equipment has not been properly stowed or an emergency door is open, etc.. This can be connected to any number of grounding switches (connected in parallel) which can effectively "lock the vehicle down".

### 12-pin Input Output connector pin out definition

- Pin #1 - Yellow - Shift Lock Solenoid
- Pin #2 - Inhibit Input - Ground to Inhibit Lift
- Pin #3 - I/O 2 - Configured output
- Pin #4 - I/O 3 - Configured output
- Pin #5 - Green - Door Ajar Input - Ground Signal (Door Ajar Panel Option)
- Pin #6 - Not Used
- Pin #7 - Red - To Pin #12
- Pin #8 - White - Tow Haul Switch Input (BrakeMax Option)
- Pin #9 - I/O 1 - Configured output
- Pin #10 - I/O 4 - Configured I/O Pin
- Pin #11 - Dedicated Shift Lock input - ground to activate Shift Lock
- Pin #12 - Red - To Pin #7



12 Pin I/O Connector

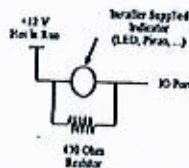
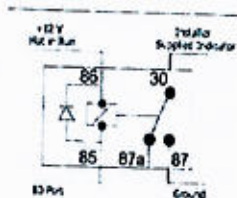


Back of Connector

## Control Outputs, Input, and Lift Inhibit Connections - 12-pin I/O connector (continued)


**Note:** When using the I/O port outputs to drive installer supplied low current devices, such as LED's or Piezo buzzers, a small amount of current leakage may cause the low current device to activate when the pin is inactive. This is indicated by the LED turning on dimly or the Piezo buzzer sounding faintly when the output is inactive (Conditions not met).

To correct this, install a 470 Ohm 1W resistor across the low current device (Digikey Part # 470WCT-ND). Or, drive a relay with the I/O output to switch ground to the low current device (Digikey Part # PB682-ND).




## Shift Lock Harness

1. Remove the upper and lower steering column covers by removing the 3 screws in the lower column cover.



2. Locate the Shift Lock (4-pin) harness.
3. Unplug the Shift Lock connector.
4. Plug the OEM Shift Lock connector into the mating connector on the GTWY508 harness.
5. Plug the 4-pin connector on the GTWY508 harness into the mating connector on the OEM Shift Lock harness.



Brakes Ford OEM disc brakes with ABS covered under 3yr/36000 mile base warranty except pads

## GENERAL INFORMATION

**Note:** Occasional brake noise is normal. If a metal-to-metal, continuous grinding or continuous squeal sound is present, the brake linings may be worn-out, have the system checked. If the vehicle has continuous vibration or shudder in the steering wheel while braking, have the system checked as soon as possible.

**Note:** Brake dust may accumulate on the wheels, even under normal driving conditions. Some dust is inevitable as the brakes wear and does not contribute to brake noise. See Cleaning the Wheels.

**BRAKE** See Warning Lamps and Indicators.




Wet brakes result in reduced braking efficiency. Gently press the brake pedal a few times when driving from a car wash or standing water to dry the brakes.

### Brake Over Accelerator


In the event the accelerator pedal becomes stuck or entrapped, apply steady and firm pressure to the brake pedal to slow the vehicle and reduce engine power. If you experience this condition, apply the brakes and bring your vehicle to a safe stop. Move the transmission to park (P), switch the engine off and apply the parking brake. Inspect the accelerator pedal for any interference. If none are found and the condition persists, have the system checked.

### Anti-lock Brake System

This system helps you maintain steering control during emergency stops by keeping the brakes from locking.

 If it illuminates when you are driving, your vehicle requires service. Your vehicle continues to have normal braking without the anti-lock brake system function. Have your vehicle checked as soon as possible.

It also momentarily illuminates when you switch the ignition on to confirm the lamp is functional. If it does not illuminate when you switch the ignition on, or begins to flash at any time, have the system checked.

**BRAKE**  It illuminates when you engage the parking brake and the ignition is on. If it illuminates when your vehicle is moving, make sure the parking brake is disengaged. If the parking brake is disengaged, this indicates low brake fluid level or a brake system fault. Have your vehicle checked as soon as possible.

It also momentarily illuminates when you switch the ignition on to confirm the lamp is functional. If it does not illuminate when you switch the ignition on, or begins to flash at any time, have the system checked.

### Hydraulic brake booster system (Hydroboost or Hydromax)

The Hydroboost and Hydromax systems receive fluid pressure from the power steering pump to provide power assist during braking.


The Hydromax booster receives backup pressure from the reserve system electric pump whenever the fluid in the power steering system is not flowing. When the engine is off, the pump turns on if you apply the brake pedal, or if you switch the ignition to the on position. The sound of the pump operating may be heard by the driver. This is a normal characteristic of the system.

The reserve system provides reduced braking power, so the vehicle should be operated under these conditions with caution, and only to seek service repair and removal of the vehicle from the roadway.

**Note:** For vehicles with the Hydromax system operating under normal conditions, the noise of the fluid flowing through the booster may be heard whenever you apply the brake. This condition is normal. Vehicle service is not required.



If braking performance or pedal response becomes very poor, even when you strongly press the pedal, it may indicate the presence of air in the hydraulic system or leakage of fluid. Stop your vehicle as soon as it is safe to do so. Have the system checked as soon as possible.

## PARKING BRAKE

 **WARNING:** Apply the parking brake, shift into park (P), switch the ignition off and remove the key before you leave your vehicle. Failure to follow this instruction could result in personal injury or death.

Apply the parking brake whenever you park your vehicle.

- For vehicles with a foot operated parking brake, press the pedal down.
- For vehicles with a hand operated parking brake, pull the parking brake lever up.

  It illuminates when you switch the ignition on and apply the parking brake. It also illuminates momentarily when you switch the ignition on to confirm the lamp is functional. If it does not illuminate when you switch the ignition on or begins to flash at any time, have the system checked by an authorized dealer.

If it illuminates when your vehicle is moving, make sure you disengage the parking brake.

If the parking brake is disengaged, this indicates a low brake fluid level or a brake system fault. Have your vehicle checked as soon as possible.

To release the parking brake:

- For vehicles with a foot operated parking brake, pull the parking brake release lever.
- For vehicles with a hand operated parking brake, push the parking brake lever down.




## Steering Wheel and Steering Column


For maximum comfort, the E-Series steering wheel and column easily adjust to fit your preferences behind the wheel. With an adjustable steering column, you are able to set your position for maximum comfort and help avoid the potential problems that come with long, uncomfortable drives.

Electronic cruise control operated from lower left of steering wheel controls

Power steering assisted hydraulically by engine driven power steering pump covered under 3 yr 36000 mile Ford warranty

## POWER STEERING FLUID CHECK

 **WARNING:** A fluid level between the MAX and MIN lines is within the normal operating range and there is no need to add fluid. A fluid level not in the normal operating range could compromise the performance of the system.

 **WARNING:** For E-350 and E-450 vehicles with the Hydro-Boost Brake System, do not press the brake pedal after the engine has been turned off. Pressing the brake pedal after the engine has been turned off will give a false power steering fluid level reading.

Only use fluid that meets Ford specifications. See **Hydraulic Power Steering Fluid Capacity and Specification** (page 234).

To top up the power steering fluid level do the following.

1. Start the engine and let it run until it reaches normal operating temperature.
2. Make sure the fluid is within the **MIN** and **MAX** range.
3. If the fluid level is low, add fluid to be within the **MIN** and **MAX** range. Do not overfill.
4. While the engine idles, turn the steering wheel left and right several times.
5. Recheck the fluid level in the reservoir.

**Note:** Do not operate the vehicle with a low power steering pump fluid level.

**Class A, B, C, E and F Proposed Wheelbase 138"**

**Class D and G Proposed Wheelbase 158"**

**STARCRAFT BUS**  
a division of Forest River, Inc.

**Glaval Bus**  
A Division Of Forest River, Inc.


**ec**  
Elkhart Coach

**STARTRANS BUS**  
a division of Forest River, Inc.

**STSK4750B**

**ROSCO**

# LEADING THE INDUSTRY IN REAR VISION SAFETY



**STSK4750B KIT COMPONENTS:**

MONITOR: STSM244

CAMERA: STSC130B

HARNESSES: STSH349 (49FT BLACK), STSH130 (ADAPTER HARNESS)

Forest River, Inc. bus manufacturing companies will be the industry's first to offer a rear backup safety camera as standard equipment on every bus in 2019... Setting the safety tone and trend in the commercial and school bus market.

Forest River's hard stance on safety with the new 2019 rear backup safety program has selected Rosco Vision Systems in NY as the manufacturers of the STSK4750B backup camera system.



**STSM244 MONITOR SPECS**

SCREEN SIZE	7"
RESOLUTION	800*480 pixels
MONITOR BRIGHTNESS	700cd/m2
NUMBER OF CAMERA INPUTS	1
INPUT FORMAT	13-p/in
VIEWING ANGLES	L/75°, R/75°, UP/60°, DOWN/60°
SHOCK RATING	2G
VIBRATION RATING	6G
POWER SUPPLY	12 ~ 32 VDC
OPERATING TEMPERATURE RANGE	-4°F to 158°F -20°C to 70°C

**STSC130B CAMERA SPECS**

TV LINES	420 TVL
FIELD OF VIEW (DIAGONAL)	150°
MINIMUM ILLUMINATION	0.2 LUX
DUST/WATER RATING	IP69K
POWER SUPPLY	12 Vdc
OPERATING TEMPERATURE	-22°F to 140°F -30°C to 65°C



**1-800-227-2095**




ROSCOVISION.COM | ROSCOMIRRORS.COM  
INFO@ROSCOVISION.COM

90-21 144TH PLACE  
JAMAICA NEW YORK 11435

39.4

Wheels covered under 3 year 36000 mile warranty




## 16-inch x 6-inch White-Painted Steel Wheels

These white-painted steel wheels are standard on dual-rear-wheel models.


Tires – LT225/75R16E covered under separate limited defect warranty. Any replacement if warranted may be subject to mileage already used. No guarantee of tire manufacture. Subject to change over life of contract



Ford dual OEM Motorcraft batteries relocated to separate battery box. Covered by 3 yr / 36000 mile warranty



Optional 240 amp alternator by Ford – Covered under 3 yr /36000 mile warranty



# SMC Condensers


**SMC3L & SMC2S microchannel skirt mounted condensers that can be used with almost every standard Trans/Air evaporator / compressor combination to complete an optimal climate control system.**



Constructed of corrosion-resistant powder-coated galvanized steel

Stainless steel housing option is also available (Stainless Steel SMC2S pictured below)


Flexible mounting pattern (optional channels available to attach condenser to vehicle stringer in lieu of standard floor mounting)



Optional non-powder coated screens, stacking kits, and winter cover kits



16 cubic inch filter drier with sight glass mounted on the side for easy serviceability



Lightweight microchannel coils increase condenser efficiency and require less refrigerant



10" weather-proof condenser fans provide maximum air flow

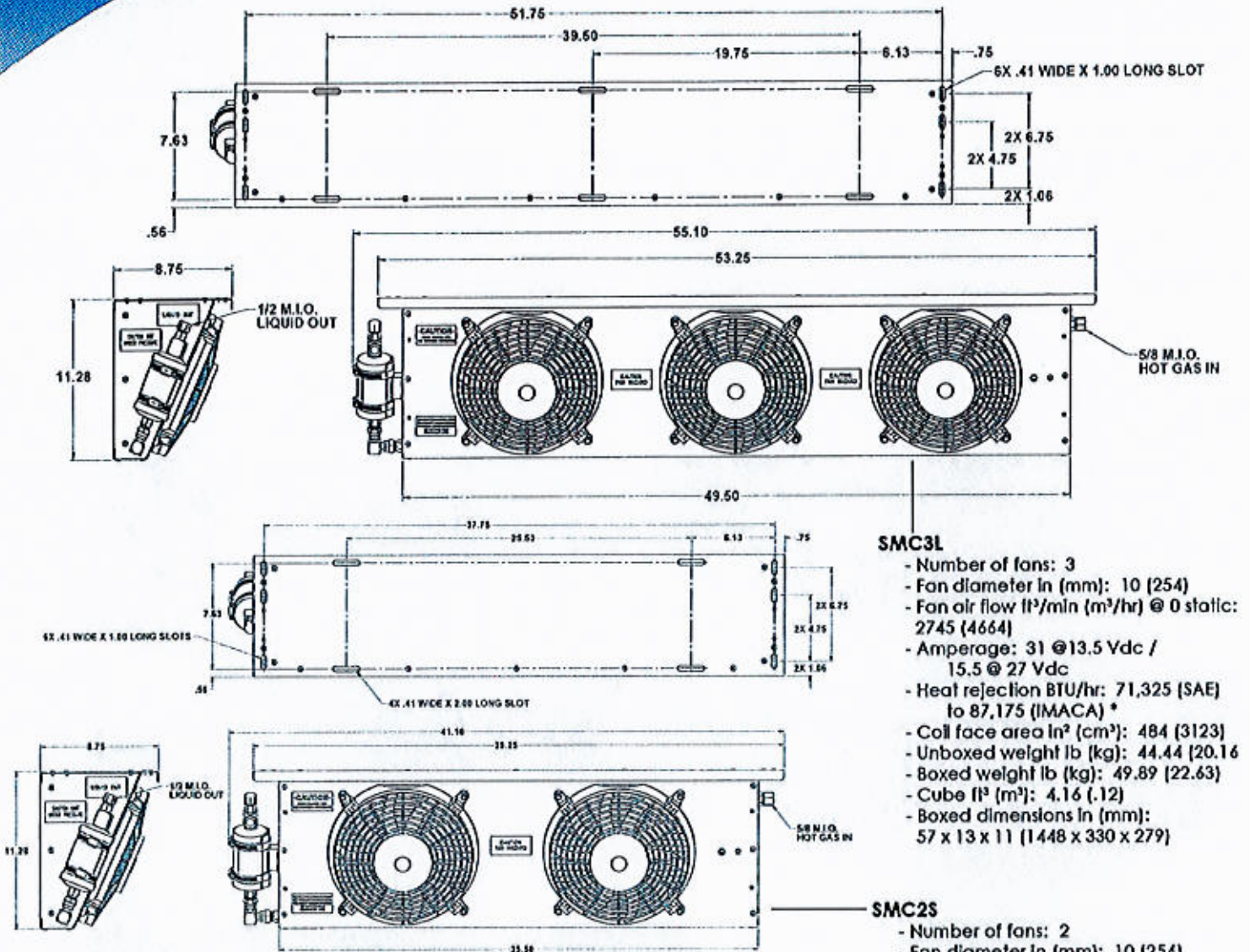
*School & Commercial Bus Climate Control* Design | Manufacture | Install | Service

Trans/Air Manufacturing Corporation is an ISO 9001 registered firm committed to providing world class climate control products and services to the bus and commercial vehicle markets.



FM 39947

# SMC Condensers



## SMC3L

- Number of fans: 3
- Fan diameter in (mm): 10 (254)
- Fan air flow ft<sup>3</sup>/min (m<sup>3</sup>/hr) @ 0 static: 2745 (4664)
- Amperage: 31 @ 13.5 Vdc / 15.5 @ 27 Vdc
- Heat rejection BTU/hr: 71,325 (SAE) to 87,175 (IMACA) \*
- Coil face area in<sup>2</sup> (cm<sup>2</sup>): 484 (3123)
- Unboxed weight lb (kg): 44.44 (20.16)
- Boxed weight lb (kg): 49.89 (22.63)
- Cube ft<sup>3</sup> (m<sup>3</sup>): 4.16 (.12)
- Boxed dimensions in (mm): 57 x 13 x 11 (1448 x 330 x 279)

## SMC2S

- Number of fans: 2
- Fan diameter in (mm): 10 (254)
- Fan air flow ft<sup>3</sup>/min (m<sup>3</sup>/hr) @ 0 static: 1830 (3109)
- Amperage: 21.3 @ 13.5 Vdc / 10.7 @ 27 Vdc
- Heat rejection BTU/hr: 48,364 (SAE) to 59,112 (IMACA) \*
- Coil face area in<sup>2</sup> (cm<sup>2</sup>): 363 (2342)
- Unboxed weight lb (kg): 33.82 (15.33)
- Boxed weight lb (kg): 38.58 (17.50)
- Cube ft<sup>3</sup> (m<sup>3</sup>): 3.09 (.09)
- Boxed dimensions in (mm): 43 x 13 x 11 (1092 x 330 x 279)

### General (SMC2S & SMC3L)

- Skirt mounted
- Housing: powder-coated galvanized steel (stainless steel optional)
- 92% flow-through aluminum grill
- Coil fins: 0.008 in thick
- Filter drier: 16 in<sup>3</sup>

### Fan Motor Assembly (SMC2S & SMC3L)

- Low profile surface mount
- Closed permanent magnet motor with ball bearings

### Sight Glass (SMC2S & SMC3L)

- Moisture Indicator
- Visible from outside of vehicle

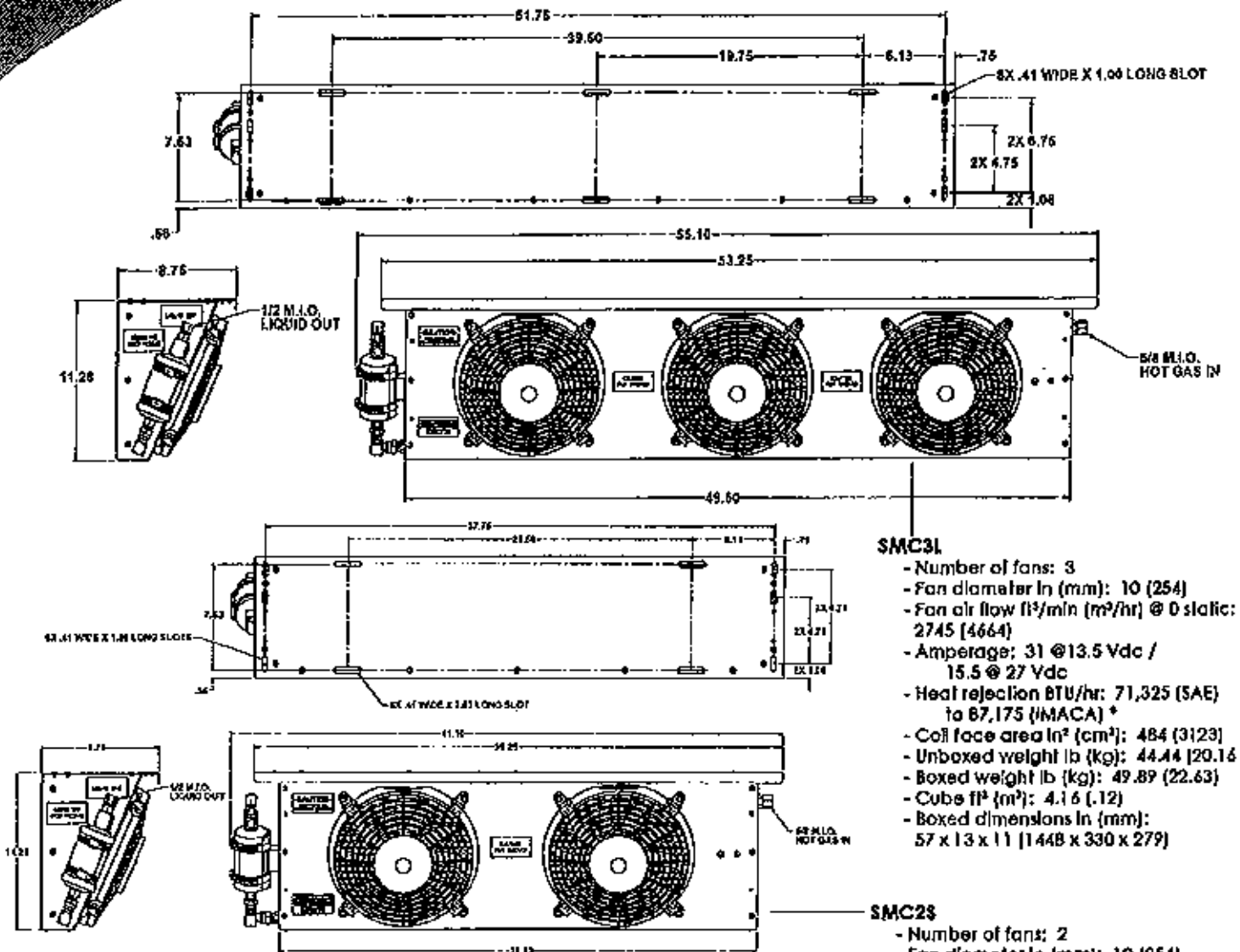
### Warranty

- 2 year unlimited mileage limited warranty within the continental U.S. and Canada. Terms of TransAir's domestic and export warranty policies are available upon request.

\* Actual BTU/hr is dependant on system combination and raling condillions used

- Specifications subject to change without notice
- All measurements in standard
- Contact TransAir for more information

# SMC Condensers



### SMC3L

- Number of fans: 3
- Fan diameter in (mm): 10 (254)
- Fan air flow ft<sup>3</sup>/min (m<sup>3</sup>/hr) @ 0 static: 2745 (4664)
- Amperage: 31 @ 13.5 Vdc / 15.5 @ 27 Vdc
- Heat rejection BTU/hr: 71,325 (SAE) to 87,175 (IMACA) \*
- Coil face area in<sup>2</sup> (cm<sup>2</sup>): 484 (3123)
- Unboxed weight lb (kg): 44.44 (20.16)
- Boxed weight lb (kg): 49.89 (22.63)
- Cube ft<sup>3</sup> (m<sup>3</sup>): 4.16 (.12)
- Boxed dimensions in (mm): 57 x 13 x 11 (1448 x 330 x 279)

### SMC2S

- Number of fans: 2
- Fan diameter in (mm): 10 (254)
- Fan air flow ft<sup>3</sup>/min (m<sup>3</sup>/hr) @ 0 static: 1830 (3109)
- Amperage: 21.3 @ 13.5 Vdc / 10.7 @ 27 Vdc
- Heat rejection BTU/hr: 48,364 (SAE) to 59,112 (IMACA) \*
- Coil face area in<sup>2</sup> (cm<sup>2</sup>): 353 (2342)
- Unboxed weight lb (kg): 33.82 (15.33)
- Boxed weight lb (kg): 39.58 (17.50)
- Cube ft<sup>3</sup> (m<sup>3</sup>): 3.09 (.09)
- Boxed dimensions in (mm): 43 x 13 x 11 (1092 x 330 x 279)

### General (SMC2S & SMC3L)

- Skirt mounted
- Housing: powder-coated galvanized steel (stainless steel optional)
- 92% flow-through aluminum grill
- Coil fins: 0.008 in thick
- Filter drier: 16 in<sup>3</sup>

### Fan Motor Assembly (SMC2S & SMC3L)

- Low profile surface mount
- Closed permanent magnet motor with ball bearings

### Sight Glass (SMC2S & SMC3L)

- Moisture Indicator
- Visible from outside of vehicle

### Warranty

- 2 year unlimited mileage limited warranty within the continental U.S. and Canada. Terms of Trans/Air's domestic and export warranty policies are available upon request.

\* Actual BTU/hr is dependent on system combination and rating conditions used

- Specifications subject to change without notice
- All measurements in standard
- Contact Trans/Air for more information






**Trans/Air**  
Manufacturing Corporation

# TA71 Evaporator





**A rear or front mounted freeblow evaporator that can be used as a tie-in with OEM components or as part of a complete Trans/Air system**




Durable ABS cover with unique drain pan that promotes proper condensate removal (available in white, gray, and spring white)




Enhanced tube & fin design provides highest capacity



Heavy Duty galvanized steel enclosure for reduced air leakage and maximum durability



Blower assemblies come equipped with larger blower wheels for maximum air flow and motors utilize custom wound armatures for lower current draw and greater efficiency



4 Ton externally equalized, thermostatic expansion valve that precisely controls refrigerant and prevents liquid slugging to the compressor or starved evaporator



*School & Commercial Bus Climate Control* Design | Manufacture | Install | Service

Trans/Air Manufacturing Corporation is an ISO 9001 registered firm committed to providing world class climate control products and services to the bus and commercial vehicle markets. FM 39947



# TA71 Evaporator

## General

- Freeblow air distribution
- Weight lb (kg): 46 (21)
- Box Size In (mm): 45 x 22 x 14 (1140 x 560 x 360)
- Cube Ft (m<sup>3</sup>): 8 (.23)

## Cooling Capacity

- BTU/hr: 25,031 (SAE) to 45,000 (IMACA) \*

## Heating Capacity

- BTU/hr: 28,489 (Actual capacity varies based on engine operating temperature and hot water flow rate)

## Cover

- ABS cover
- Separate drain pan with sump
- (1) Multi-directional louvers
- Washable / reusable filler
- (2) 5/8 in ID drain hoses

## Blower Assemblies

- (2) 4.5 in diameter blower wheels
- Amperage draw: 9.2 Amps @ 13.5 Vdc (4.6 Amps @ 27 Vdc)
- Total air flow 740 l<sup>3</sup>/min (1257 m<sup>3</sup>/hr) @ 0 static
- (1) Double shafted, single speed, permanent magnet motors

## Evaporator Coil

- (1) Coil
- Face area in<sup>2</sup> (cm<sup>2</sup>): 204 (1316)
- 3/8 in enhanced copper tubing
- Fins: 0.006 in raised lance, 10 FPI
- (3) Row

## Electrical

- Color coded in fire retardant loom
- Low and high pressure switches

## Expansion Valve

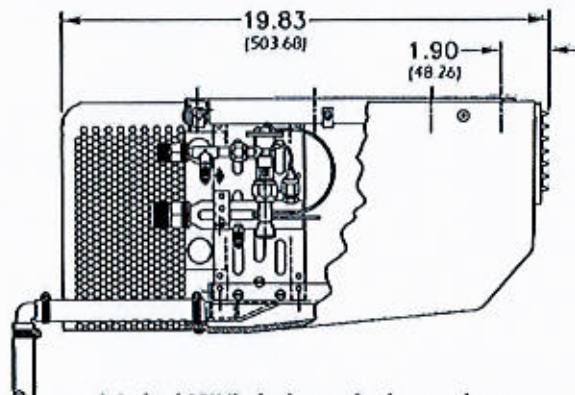
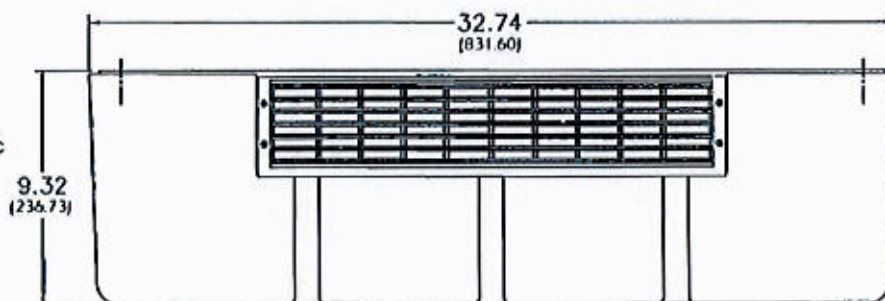
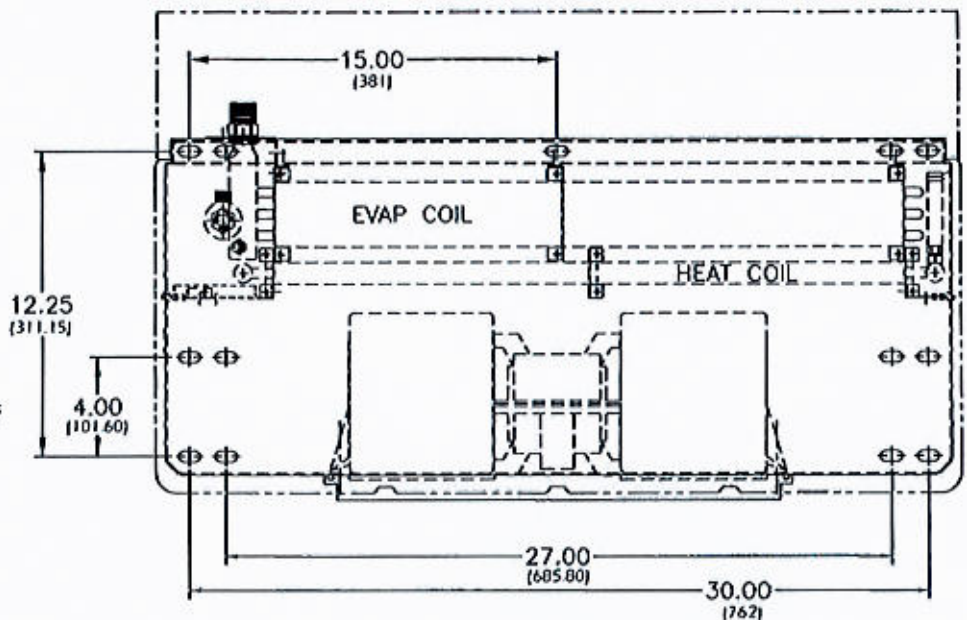
- (1) 4 Ton externally equalized thermostatic type

## Available Options

- Metal cover for use with OEM installation
- Heat coil used with positive isolator valve. Isolator valve and heater hose not included.
- Coil corrosion protection

## Warranty

- 2 year unlimited mileage limited warranty within the continental U.S. and Canada. Terms of Trans/Air's domestic and export warranty policies are available upon request.



\* Actual BTU/hr is dependant on system combination and rating conditions used

- Specifications subject to change without notice
- All measurements in standard (metric)
- Contact Trans/Air for more information

# TA71 Evaporator

## General

- Freeflow air distribution
- Weight lb (kg): 46 (21)
- Box Size In (mm): 45 x 22 x 14  
[1140 x 560 x 360]
- Cube ft<sup>3</sup> (m<sup>3</sup>): 8 (.23)

## Cooling Capacity

- BTU/hr: 25,031 (SAE) to 45,000 (IMACA) \*

## Heating Capacity

- BTU/hr: 29,489 (Actual capacity varies based on engine operating temperature and hot water flow rate)

## Cover

- ABS cover
- Separate drain pan with sump
- (1) Multi-directional louvers
- Washable / reusable filter
- (2) 5/8 in ID drain hoses

## Blower Assemblies

- (2) 4.5 in diameter blower wheels
- Amperage draw: 9.2 Amps @ 13.5 Vdc (4.6 Amps @ 27 Vdc)
- Total air flow 740 ft<sup>3</sup>/min (1257 m<sup>3</sup>/hr) @ 0 static
- (1) Double shafted, single speed, permanent magnet motors

## Evaporator Coil

- (1) Coil
- Face area in<sup>2</sup> (cm<sup>2</sup>): 204 (1316)
- 3/8 in enhanced copper tubing
- Fins: 0.006 in raised lance, 10 FPI
- (3) Row

## Electrical

- Color coded in fire retardant loom
- Low and high pressure switches

## Expansion Valve

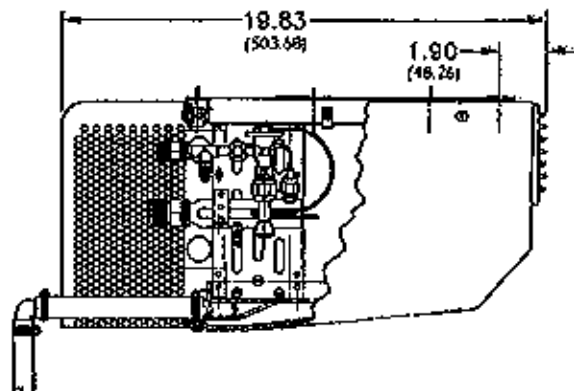
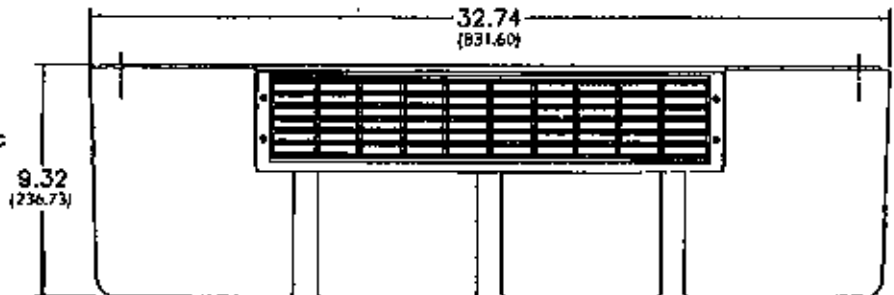
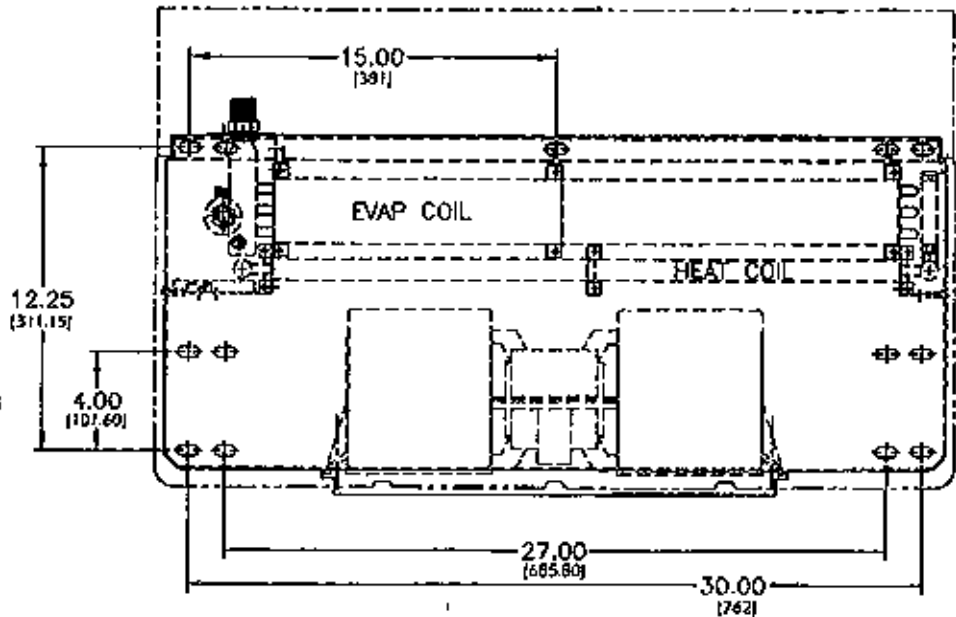
- (1) 4 Ton externally equalized thermostatic type

## Available Options

- Metal cover for use with OEM installation
- Heat coil used with positive isolator valve. Isolator valve and heater hose not included.
- Coil corrosion protection

## Warranty

- 2 year unlimited mileage limited warranty within the continental U.S. and Canada. Terms of Trans/Air's domestic and export warranty policies are available upon request.



\* Actual BTU/hr is dependant on system combination and rating conditions used

- Specifications subject to change without notice
- All measurements in standard (metric)
- Contact Trans/Air for more information

# Compressors | Mount & Drive Kits

To complete bus air conditioning packages that meet application requirements and specifications, Trans/Air uses a wide variety of compressors, in addition to designing and manufacturing associated compressor mount & drive kits.

Compressor Type	Displacement (cc)	Approx Weight (lbs)
10 CID	155	16
13 CID	215	18
19 CID	313	35
39 CID	635	66
40 CID	647	77

Figures shown are for Trans/Air's most widely used compressor variations

- Compressor clutch and pulley combinations are arranged to optimize performance at idle speed
- Mounts are engineered to compliment Trans/Air systems with precise alignment and tensioning
- ISO product development procedures used to achieve the highest quality
- Weldment design phase includes using processes and equipment such as FEA (finite element analysis), belt drive analysis, and an optical measuring machine
- High volume mounts are cast for durability and lower cost

- 10 CID & 13 CID compressors can be used independently or in pairs for larger vehicles
- 19 CID compressors are mostly used in mid to larger sized commercial bus applications
- 39 & 40 CID compressors are reserved for the largest and most extreme duty-systems

Specifications subject to change without notice

480 East Locust Street, Dallastown, PA USA 17313 717-246 2627 | 800-673-2446 | Fx: 717-244-7088

[www.transairmfg.com](http://www.transairmfg.com)

Industry exclusive 2 year unlimited mileage, limited warranty

# **ROHRER**

*School & Commercial Bus Sales*

---

## 4.8 Description

Forest River Bus initially review each order submitted by their Eldorado dealers and ensures proper chassis is allocated from Ford

For this bid that will be an E350 chassis ILO the T350 due to availability and pricing

Two different sizes are required 138" WB 11,500 GVWR chassis for A,B,C, D,F,H and I. The 158" is required for D, G and J

Once order is confirmed and all components are ordered, chassis can be tentatively scheduled. Final scheduling is not completed until chassis actually arrives. Components with longer lead time are also watched carefully.

Forest river Bus fabricates all the structural elements of the bus, other than the chassis, and installs them onto a commercially produced Super-duty chassis.

The bus body is fabricated by welding structural steel members together to form floor, walls, and roof sub assemblies. These sub assemblies are then attached to one another to form the basic components of a steel cage.

The heating and air conditioning components for the bus are installed as part of the final assembly process.

All the wiring harnesses and electrical components are installed as well as the passenger seats, passenger grab rails, wheelchair lifts, and destination signs (if specified). All buses are water and road tested

The complete mechanical descriptions of the various classes that WVDPT has received are in fact are in the draft orders used to build the bus.

Close attention is given to chassis VIN, Forest River order number and Rohrer stock number to ensure the proper paint and graphics are in fact installed on the bus.





9/12/2013

MB # LB005 V1

## Z GUARD 9902 STAR Film Properties

Performance testing reflects coating on unpolished Q panels with four day air-dried films at 3.0 - 4.0 mils dry.

Dry to touch at R.T., ASTM D1640	10 ± 2 minutes
Dry-to-Handle at R.T., ASTM D1640	20 ± 5 minutes
Pencil Hardness	6B
Flexibility 180° bend over conical mandral	Pass
Salt Spray, ASTM B117, 1000 hours	Field, scribe, edge clean; slight blistering
Salt Fog Resistance (463PB-10-01), 240 hours.	Pass (No rust)
◆ 500 F x 16 hours plus 240 hrs salt fog	Pass (No rust)
◆ 325 F x 16 hours plus 16 hours humidity.	Pass (No rust, nor blisters)
Salt Fog Resistance (WSS-M2P178-A), 240 hours.	Pass (#8-9 corrosion rating or <0.1% surface rust per ASTM D 610-95)
◆ 662°F x 1 hour; 1°C water quench; plus 240 hrs salt fog.	Pass
Salt Water Immersion, 5% NaCl, 100° F, 96 Hours	Pass
Detergent Immersion, 100° F, 48 Hours	Pass
Gravelometer, ASTM D3170, -20° F	Good(8A)
Poultice, GM 998-5470, 20 cycles	Pass
Q.U.V., ASTM G53, 3000 Hours	Pass
Q.U.V., 100 Hours + Salt Spray, 336 Hours	Pass
Q.C.T., 3000 Hours	Pass
Humidity Resistance, ASTM D2247, 2000 Hours	Pass
Sag resistance	≥5 mils
Impact (direct & reverse) ASTM D3281	160/40 inch-lbs.
Adhesion (FLTM B1 6-1 B) cross Hatch	5A Pass
Scab corrosion resistance, 20 cycles	Pass

### APPLICATION

For ultimate protection, apply films to clean metals at a thickness of at least four (4) mils dry, by any of the following methods:

Airless spray, with a 33:1 1.5 - 3.5 GPM, .013 - .026 tip at 50-75 psi line pressure, 20 - 40 fan

[www.ztechprotection.com](http://www.ztechprotection.com)

**Z TECHNOLOGIES CORPORATION**

World Leaders in Corrosion Protection

26500 Capital Avenue, Redford, Michigan 48239-2597  
Telephone (313) 937-0710 • Fax (313) 937-1470



## FOREST RIVER BUS

2367 CENTURY DRIVE • GOSHEN, INDIANA 46528 • 1.800.348.7440

### ELDORADO BUS BODY FRAME CONSTRUCTION

includes step  
@ 3.08 and 3.09

#### 3.0 Body Construction – General Frame Construction

Manufactured from all steel products, the floor, roof, side walls, rear wall, driver halo assembly and entry door assembly are all wire welded (MIG) together to form an integral steel frame that is thoroughly coated in our primer paint shop, then mounted with specified hardware to the rubber body mount points (pucks) supplied by the chassis manufacturer. Once joined to the chassis, the bus finishing process begins.

##### 3.0.1 Floor frame construction and assembly –

- 3.0.1.1 Cross Members -- The floor cross members form the base structural support for the rest of the frame components. Our cross members are constructed of 14 gauge steel, formed to a capital "C" shape. Cross members over the fuel tank are made to provide the clearance needed to conform with FMVSS301 and include formed internal reinforcements welded in place for additional strength. All additional longitudinal and latitudinal structure is flush welded in place to form a one piece floor upon completion.
- 3.0.1.2 Steel "Hat Posts" – 1"x1"x4"x1"x1" run the length of the floor between cross members and are welded into place.
- 3.0.1.3 Seat Track - High Strength Low Alloy roll formed steel seat track is welded to the 4" dimension of the hat posts, providing even more strength to the floor structure.
- 3.0.1.4 Steel C Channel – 1"x1.5" C channel is welded in between cross members the full length of the floor in 5 places. Coupled with the Hat Posts this provides a one-piece strong "ladder" type frame for the flooring.
- 3.0.1.5 Wheel Wells -- Constructed of 14 gauge steel, wheel wells are also welded in during the floor construction process. All seams in the wheel well are welded to create a one piece water resistant wheel housing structure. The wheel wells also provide additional strength to the body assembly, when welded in place.
- 3.0.1.6 Structural Steel Angle – 1/8" thick 1.5" x 2.5" structural steel angle is used the full perimeter length of each floor assembly, welded to the ends of all floor cross members. This provides not only a flat plane for joining the sidewall assembly, but also ties all cross members together and provides additional side impact resistance.
- 3.0.1.7 Additional structure – When adding vertical stanchions, wheel chair lifts and/or tie down options, additional structure is welded into the floor at locations specified by our engineering department on CAD drawings.

##### 3.0.2 Sidewall Construction –

- 3.0.2.1 Sidewall vertical member – The heart of our sidewall is the vertical structure, a roll formed 18 gauge steel capital "C" channel with 8 bends that create extreme strength and rigidity. The vertical member is installed in full lengths between windows and in shorter sections above and below window frame centerlines. Additional vertical structure is used at both ends of the sidewall enabling the structure to withstand the forces applied by the vehicle when in motion. Using the open C member also enables a thorough primer application.
- 3.0.2.2 Steel Tubing – 1" x 1" 16 gauge steel tubing is welded horizontally between vertical members to frame all lower window openings and 1"x 3" 16 gauge steel tubing is

welded in to frame all upper windows openings. The 3" wide steel tube supplies a structural mounting surface for shoulder belt attachment and has been pull tested to federal standards.

- 3.0.2.3 Seat Track –High strength low alloy roll formed steel track is welded to each vertical sidewall member down each sidewall below the window frame. While serving as a seat attaching device, it adds excellent structure to the sidewall and also provides additional side impact resistance.
- 3.0.2.4 Wheelchair Options –Additional sidewall tube structure is added to form the perimeter frame for mounting of the wheelchair door assembly.
- 3.0.2.5 Full length steel tubing – 1"x1" 16 gauge steel tubing is MIG welded to the sidewall bottom and top at each vertical member for attaching to the floor and roof sections, respectively.

### 3.0.3 Rear Wall Construction –

- 3.0.3.1 Rear wall vertical member – The vertical sidewall capital "C" channel with 8 bends is also used in the rear wall assembly. Full length structure is used at varying places, depending on choice of rear window, or rear door. Shorter cut pieces are used above windows and doors. Additional side windows used with the rear door also change the configuration.
- 3.0.3.2 Steel Tubing – 1"x1" 16 gauge steel tubing is welded horizontally between vertical members to provide a window frame in the standard product, and used as an upper door frame in the optional rear assembly.
- 3.0.3.3 Full length steel tubing – 1"x1" 16 gauge steel tubing is stitch welded to the rear wall top and bottom as in the sidewall assembly.

### 3.0.4 Roof Construction –

- 3.0.4.1 Roof Bows – Radius formed one-piece 16 gauge steel roof bows formed as a modified hat post design are placed on 16" centers for exceptional strength, eliminating the need for any "roll bars" required by builders using spacing as wide as 48" on center. Including 4 bends in the web similar to our vertical sidewall steel provide a roof structure capable of taking severe loads. They are then capped with top flat pieces from flange to flange to provide abundant surface area for securing the exterior roof material. Each bow is welded to the 1" tubing referenced below.
- 3.0.4.2 Steel Tubing – 1"x1" 16 gauge steel tubing is welded to the full perimeter of the roof for mating to the sidewall and rear wall, with short vertical pieces providing support on the front and rear ends. The 3" wide steel tube supplies a structural mounting surface for shoulder belt attachment and has been pull tested to federal standards.
- 3.0.4.3 Steel Plate 3" wide is welded full length longitudinally on each side of the roof to provide further strength and stability to the roof structure.
- 3.0.4.4 Steel Plate of varying dimensions is welded into the roof structure between bows to provide mount points for items such as stanchions for secure mounting whenever the items are not placed directly beneath a roof bow.

### 3.0.5 Driver Compartment Overhead Halo –

- 3.0.5.1 Steel Tubing – 1"x1" 16 gauge steel tubing is cut and jig welded into an integrated one piece structure spanning from the front roof bow of the body to the newly cut roof line of the cab. Also created during the structure manufacture is the housing for mounting the electronic circuit board.
- 3.0.5.2 11 Gauge Steel – formed to make brackets used to mount to the chassis roof.

### 3.0.6 False Floor (Cab to body transition) –

- 3.0.6.1 Steel Tubing – 2" x2" 16 gauge steel tubing is welded together forming a flat body floor transition from the step area back to the actual body area. An overhang on the curbside provides a secure attach point frontally for the entry door frame added later.

3.0.6.2 Structural steel angle – 11 gauge 1.5"x1.5" structural angle is added in short lengths five places to provide attachment points to the chassis floor.

### 3.0.7 Interior Vertical Transition Frames –

3.0.7.1 Steel Tubing – 1"x1" 16 gauge steel tubing is used vertically and a ladder type assembly is made welding the 1x1 tube to .75"x.75" 11 gauge steel tube that is used horizontally in the assemblies. These pieces transition from the body fronts on each side to the driver halo side assembly and the entry door frame assembly on the curbside.

### 3.0.8 Entry Door & Step Assembly Frame –

3.0.8.1 Steel Tubing – 1"x1" 16 gauge vertical and .75"x.75" 11 gauge horizontal steel tube is cut to length and welded together in a ladder type construction forming a rigid frame for attaching the entry door/step assembly.

### 3.0.9 Entry Door/Step Assembly –

3.0.9.1 11 Gauge Steel – The step riser/tread piece is manufactured from one-piece 11 gauge steel and uses 90° bends at all risers and treads. The bottom tread also adds an additional 90° bend for additional strength and safety. Upper and lower side pieces are then welded to the vertical tubing and step riser/tread.

## APPLICATION OF EXTERIOR SIDEWALL MATERIAL

### X FIBERGLASS/FRP/COMPOSITE SIDEWALLS

Composite FRP exterior sidewall panels are installed using Manus Bond 75-UHVFC solvent and isocyanate-free structural adhesive. The adhesive is applied to the vertical and horizontal frame members in the sidewall structure, then the one piece panel is set into place and clamped until the structural adhesive reaches initial "green" strength that gives it the ability to support the weight of the sidewall panel without additional aid.

Manus 75-UHVFC is used due to the excellent adhesion, yield strength and elongation percentage of the product once cured. Designed as a replacement for mechanical fasteners, the adhesive also allows the material to expand and contract without undue stress since the elongation of the product is 250%. Faster curing two-part adhesives can be used but their lack of elongation can lead to cracking of the skin due to stresses applied by typical heat/cold cycles encountered.

Manus 75-UHVFC is also the adhesive used by Eldorado to ensure permanent bonding of the plywood floor substrate to the coated steel frame members.

A product data sheet for Manus 75-UHVFC Structural Adhesive is attached for further information.

Should any further questions arise, please contact your Eldorado Bus representative.

### ✓ PAINTED ALUMINUM OR STEEL SIDEWALLS

Mill painted aluminum or galvanized steel exterior sidewall panels are installed using a combination of Very High Bond tape with an acrylic adhesive and Manus Bond 75-UHVFC solvent and isocyanate-free structural adhesive. The side vertical wall bows have two flanges facing the exterior. Tape is applied to one vertical flange for fast adhesion while Manus 75-UHVFC structural adhesive is applied to the other vertical flange. The metal is put in place then pressure is applied by rollers to secure the metal to the tape and ensure good contact with the head of structural adhesive.

As normal practice dictates, metal is overlapped moving up the sidewall for water shedding. The metal is

held in place initially by the VHB tape, then subsequently by window ring flanges and belt line molding that is secured with stainless steel fasteners. The structural adhesive "greens" (initial grab strength) within two hours, depending on temperature and humidity conditions, then moves to a full cure within a few days.

As above, product data sheets are attached for Manus 75-UHVFC and also the VHB tape for your information. A pictorial information sheet of the process is also attached to enable a visual understanding of the process as well.

## PASSENGER ENTRY DOOR

36" WIDE ROUGH OPENING WELDED ENTRY ASSEMBLY. A&M MANUFACTURING PRODUCED ENTRY DOOR LEAVES AND A&M ELECTRIC DOOR HEADER MECHANISM (MANUAL IS AVAILABLE - OPTIONS MAY DICTATE DIFFERING DOOR SIZE). FULL HEIGHT 1/8" THICK TEMPERED SAFETY GLASS IN EACH DOOR LEAF IS FMVSS COMPLIANT AS-2 TINTED. LEAF FRAMES ARE INTERLOCKED ALUMINUM EXTRUSIONS WITH TOUGH, CLEAR COAT ANODIZED 204 R1 RATED FINISH FOR CORROSION PROTECTION AND INTEGRATED, OVERLAPPING FLEXIBLE SEALS (APPROXIMATELY 2.5" EACH). FRONT LIFT 138/139" WB MODELS CAN ONLY USE A 32" WIDE DOOR.

## Wheelchair Door and Rear door –

REAR EMERGENCY with WINDOWS / 20% LIGHT TRANSMITTANCE / 60" WIDE X 22.5" HIGH

Latch system with door ajar light and buzzer


Wheelchair Double Door with windows / 20% LIGHT TRANSMITTANCE / 49.5" wide exceed ADA height

Latch system with door ajar light, buzzer and LED light

Tied to Interlative interlock system which prevents vehicle from being shifted into drive while WC door is open and lift in operation


## The HELP® Energy Absorbing Bumper

The patented HELP® Bumper (High Energy Level Polymer) works actively to absorb energy from an impact and transmits the forces away from the vehicle chassis, shielding the vehicle from any harm. Unlike a steel or foam core bumper, the HELP® bumper can form back to its original molded shape without internally damaging the bumper, losing its energy absorbing properties and damaging the vehicle, even after multiple impacts. Our HELP® technology, combined with **in-mold paint** and an aluminum back structure, **decreases downtime** for your vehicle.



DESCRIPTION			
Backing			NT
Thickness	ISO 24 346	mm	2.25 ± 0.15
Weight	ISO 23 997	kg/m <sup>2</sup>	2.20 ± 0.15
Roll width		cm	200 (-0 +1)
Roll length		lm	24
PERFORMANCE			
Dimensional stability	ISO 23 999 ASTM D 1204	%	≤ 0.2
Abrasion resistance	TABER ISO 9352	mg	300 ± 50
Slip resistance	DIN 51130		R10
Indentation test	ISO 24 343-1	mm	≤ 0.2
Low temperature resistance	D 42 1235 A	°C	- 20
Phonic insulation	ISO 717/2	dB	ΔI = 5
Colour fastness	ISO 105 B02 ISO 4582/80 ASTM D 4459		≥ 7
Fire resistance	ISO 3795/76	mm/mn	0
	FMVSS 302		Conform
	ASTM E648	W/cm <sup>2</sup>	(CRF) > 0.50
	95/28/CE R118		Conform
Resistance to chemicals	ISO 26 987	-	Unaffected by diluted acids and bases Unaffected by domestic products (excluding solvents for plasticized PVC)

COLOURS



## Description

**High performance floor covering designed for high traffic.**

- Glass fiber web : dimensional stability
- Textile backing : gluing capabilities
- Emboss : antisliding
- Compact Wear layer : durability, easy maintenance
- Silicon carbide particles : maximum durability and antisliding, aesthetic
- **Weight reduction** (<https://www.tarabusbyggerfor.com/media/25-tarabus/documents/tarabus-light-annonce.pdf>) for Sirius NT : Fuel Savings / Lower CO<sup>2</sup> emissions

Select a colour

SIRIUS

# KIT System

- Ready to fit • Minimised wastage
- Precise dimensions • Easy to use

- Fast to install • Distorts minimal
- Durable & precise • Facile à utiliser


- Fertig zum Verlegen • Geringfügiger Verschleiß
- Genaue Abmessungen • Einfach anzuwenden

- Fácil para instalar • Minimización del desperdicio
- Dimensiones exactas • Fácil de utilizar




1

Send us your cutting layout  
Envoyez nous vos plans de découpe  
Schicken Sie uns Ihre Zeichnungen der zu  
Envoyer au plan de coupe



2

We cut with high precision  
Nous coupons avec précision  
Wir schneiden präzise zu  
Coutons con precisión



3

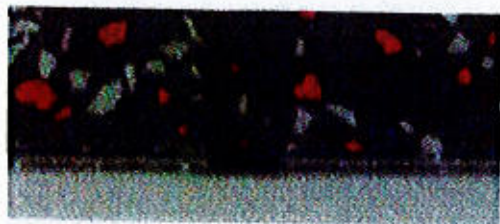
We weld carefully  
Nous soudeons avec soin  
Wir schweißen sehr sorgfältig  
Soldamos con mucho cuidado

## Back WELDING

for Tarabus NT


- **Aesthetics**  
The welded seam is no longer visible
- **Easy to clean**  
No trap for dirt
- **Durability**  
The welded seam is no longer exposed to foot traffic

- **Estética**  
El cordón de soldadura ya no es visible
- **Facilidad de limpieza**  
No quedan puntos de acumulación de suciedad
- **Durabilidad**  
La soldadura ya no queda expuesta al tránsito



- **Esthétique**  
Le cordon de soudure n'est plus visible
- **Facilité d'entretien**  
Pas de points d'encrassement
- **Durabilité**  
La soudure n'est plus soumise au trafic

- **Ästhetik**  
Die Schweißnaht ist nicht mehr sichtbar
- **Erleichtert die Wartung**  
Keine Verschmutzung im Bereich der Schweißnaht
- **Langlebigkeit**  
Die Schweißnaht wird nicht mehr direkt durch Abnutzung beeinflusst



# FEATHER WEIGHT

**MID-HI SEAT  
"ROCK SOLID"**



## Sustainable Seating Solutions

Freedman Seating Company's Feather Weight seats are designed to be like feathers on a bird: light and airy to satisfy weight restrictions and ensure a smooth ride, yet durable for years of service and low maintenance.

Freedman Seating Feather Weight seats are the most severely tested in the company's history, and meet all applicable federal motor vehicle safety standards for strength and safety (including 210 for seat belts).

Less weight means one thing to bus builders and operators: they can get more passengers per bus.

And when we say more passengers, *we mean more happy passengers.*



Not Just Seats



Seating Solutions™

THE FEATHER WEIGHT SERIES BY

**FREEDMAN**

SEATING COMPANY


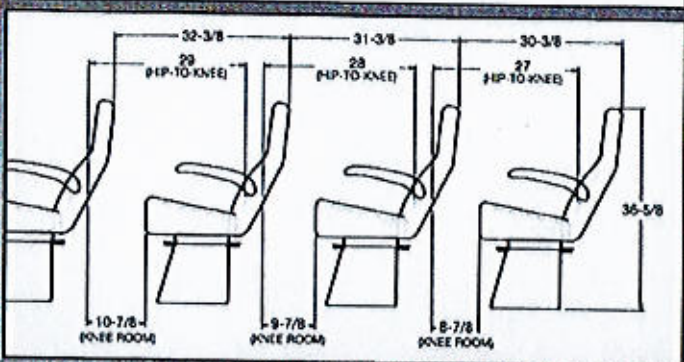
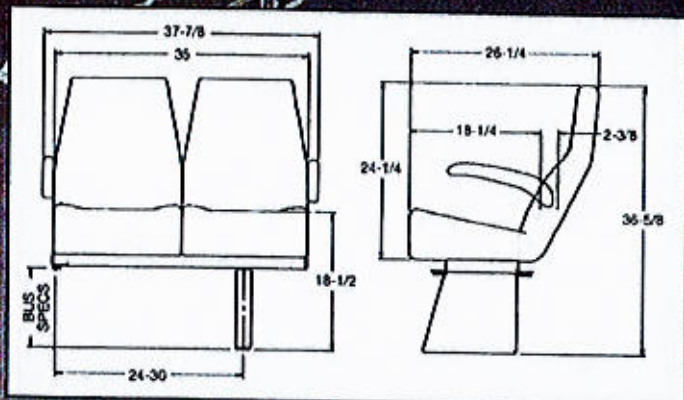
an ISO 9001:2000 certified company

# FEATHER WEIGHT

## MID-HI SEAT "ROCK SOLID"



### Sustainable Seating Solutions



Not Just Seats



Seating Solutions™

**FREEDMAN**  
SEATING COMPANY  
an ISO 9001:2000 certified company

4545 W. Augusta Blvd., Chicago, IL 60651  
(773)524-2440 (800)443-4540 Fax (773)252-7450  
e-mail: sales@freedmanseat.com  
WWW.FREEDMANSEATING.COM

Whether your bus is for tour/charter, para-transit, or shuttle, Feather Weight Mid-Hi works for you. Optional adjustable headrests and reclining back-rests give you luxuries for long journeys, while grab rails and ABS plastic backs provide the function and safety required for shorter trips. The ultra-thin backrest gives outstanding support and creates more hip-to-knee room than any other seat in its class. The steel frame system meets or exceeds all applicable government standards for safety and durability. And, it's light as a feather!

#### Feather Weight Mid-Hi features include:

- An ultra-thin Knee-Saver type backrest for added hip-to-knee room and lumbar support
- Molded polyurethane seat and back cushions for comfort and long lasting support
- 17½" wide seat cushions
- 22½" back height off the seat cushion, 37" off the floor
- Wire mesh-grid seat springs for even support
- FMVSS 210 compliance—all Feather Weight seats are seat belt ready
- Transit style—rigid backrests (starting weight without options—43 lbs.)
- Touring style—reclining backrests (starting weight without options—47 lbs.)
- Covers that can be removed and replaced easily and without the use of special tools

#### Feather Weight Mid-Hi options include:

- Black molded U.S. Arms or upholstered flip-up armrests
- Adjustable headrests
- Black or yellow corner AV grab rails
- Black or yellow top AV grab rails
- ABS plastic backs
- Mesh map pockets
- Vertical stitching
- FTA foam
- Snack trays
- Aluminum folding footrests
- Pillow seat cushions
- Rear row quick disconnect
- Side sliders
- 16", 18" or 19" wide seats available
- Rigid or reclining backrests
- Seat belts
  - Non-retracting seat belts
  - Retracting seat belts
  - USR (Under Seat Retractors)
- S3 Bio-Cushions (Made with vegetable oil)
- A wide variety of cloths and vinyls
- S3 cloths (Made with recycled yarn)

We are constantly updating and improving our seats; therefore we reserve the right to change or modify specifications or materials without notice. All Freedman Seating Company seats meet or exceed FMVSS standards.

ISO 9001:2000 registered

# FEATHER WEIGHT

## HIGH-BACK SEAT

Freedman Seating Company's Feather Weight seats are designed to be like feathers on a bird: light and airy to satisfy weight restrictions and ensure a smooth ride, yet durable for years of service and low maintenance.

Freedman Seating Feather Weight seats are the most severely tested in the company's history, and meet all applicable federal motor vehicle safety standards for strength and safety (including 210 for seat belts). Less weight means one thing to bus builders and operators: they can get more passengers per bus. And when we say more passengers, *we mean more happy passengers.*



Not Just Seats



THE FEATHER WEIGHT SERIES BY

**FREEDMAN**  
SEATING COMPANY

Seating Solutions™

# FEATHER WEIGHT

## HIGH-BACK SEAT

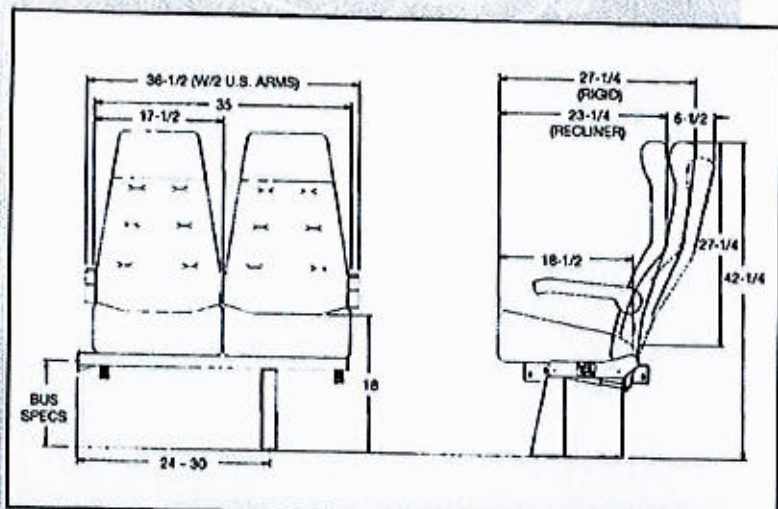
Cross-country or cross-town, the Freedman Feather Weight High-Back gets you there in safety and comfort. The headrest actually cradles your head, and provides unrestricted viewing. The ultra-thin backrest gives out-standing support and creates more hip-to-knee room than any other seat in its class. The steel frame system meets or exceeds all applicable government standards for safety and durability. And, it's light as a feather!

### Feather Weight High-Back features include:

- An ultra-thin *Knee-Saver* type backrest for added hip-to-knee room and lumbar support
- Molded polyurethane seat and back cushions for comfort and long lasting support
- 17½" wide seat cushions
- 27½" back height off the seat cushion, 42½" off the floor
- Wire mesh-grid seat springs for even support
- FMVSS 210 compliance—all *Feather Weight* seats are seat belt ready
- Covers that can be removed and replaced easily and without the use of special tools

### Feather Weight High-Back options include:

- Black molded *U.S. Arms* or upholstered flip-up armrests
- Mesh map pockets
- Vertical stitching
- FTA foam
- Snack trays
- Aluminum folding footrests
- Pillow seat cushions
- Pillow headrests
- Side grab rail
- U.S.R.—Under Seat Retractors
- 16" or 19" wide seats available
- Rear row quick disconnect
- CRS-225 hooks and tethers
- Side sliders
- Cup holders
- Seat belt loops



### OPTIONS



PILLOW SEAT



FOOTREST



PILLOW HEADREST

GRAB RAIL



SNACK TRAY

Not Just Seats



Seating Solutions™

THE FEATHER WEIGHT SERIES BY

**FREEDMAN**  
SEATING COMPANY

4545 W. Augusta Blvd., Chicago, IL 60651  
(773)524-2440 (800)443-4540 Fax: (773)252-7450  
WWW.FREEDMANSEATING.COM  
e-mail: sales@freedmanseat.com

We are constantly updating and improving our seats; therefore we reserve the right to change or modify specifications or materials without notice. All Freedman Seating Company seats meet or exceed FMVSS standards.

# FEATHER WEIGHT

## FOLDAWAY BV & AM STYLES

Freedman Seating gives you the largest selection of Foldaways in the industry. Whether you need space for luggage or wheel chairs, we have the right seat. Easy to install and easier to operate, our Foldaways will provide you with miles and miles of happy riders and drivers. Maybe we should say, "smiles and smiles". Freedman Seating, "Not just seats — seating solutions."



Notch-Back, standard Bench-Back and High-Back are shown.

Not Just Seats



THE FEATHER WEIGHT SERIES BY

**FREEDMAN**

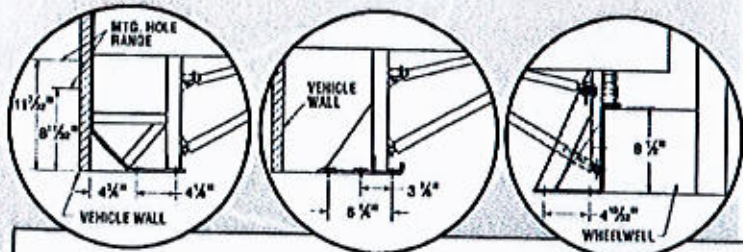
SEATING COMPANY

an ISO 9001:2000 certified company

Seating Solutions™

# FEATHER WEIGHT

## Foldaway BV & AM STYLES



### Standard Features:

- BV Foldaways mount to the vehicle with four bolts to the floor (no wall mount)
- AM Foldaways mount to the vehicle with four bolts to the floor and two to the wall mount
- Seat belt ready (FMVSS 210 compliant with no leg or tether)
- Ultra-thin backrest for added hip-to-knee room and lumbar support
- High quality molded polyurethane seat and back cushions

- Folds up to less than 10" thick when in the stowed position
- Cantilever design provides reduced installation time; no floor cutting for aisle leg and easy vehicle clean up
- Wire mesh grid seat springs for even support
- 2 locking mechanisms to hold seat in stowed position

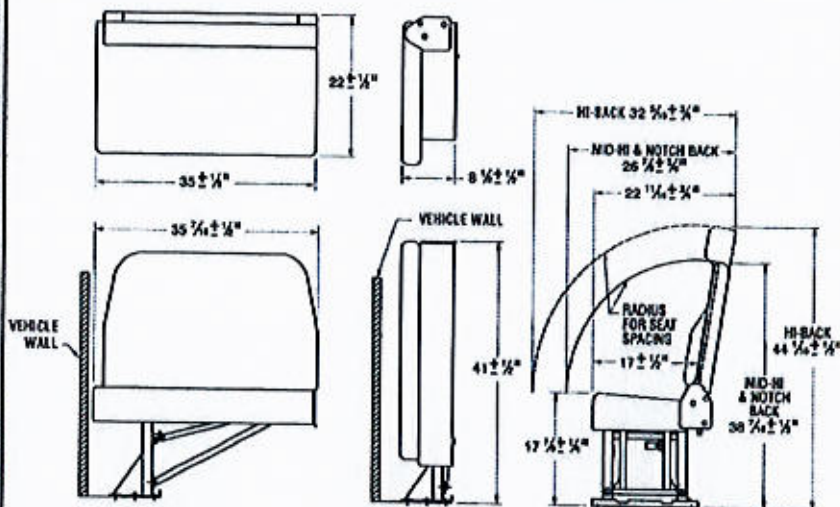
### Options:

- Single or double seats
- Bench back, notch back or high back
- Wheel well seats
- Wide variety of vinyl's or cloths
- Molded U.S. arms or upholstered arms
- Black or yellow top grabs (not on high backs)
- Black or yellow corner grabs (black side only on high back)
- Vertical stitching
- FTA foam
- ABS backs (Notchback only)
- Adjustable headrests (Single and Notchback only)
- Shrouds to cover the Foldaway when stowed
- USR seat belts (Under Seat Retractors)
- CRS-225 hooks and tethers
- TDSS (Tie Down Storage System)

AM2 Floor/Wall Mount

BV Floor Mount


BVWW3 Floor Mount



Corner Grabs

TOSS with belts

TOSS without belts



Belts not included.

Not Just Seats



Seating Solutions™

THE FEATHER WEIGHT SERIES BY

**FREEDMAN**  
SEATING COMPANY

an ISO 9001:2000 certified company

4545 W. Augusta Blvd., Chicago, IL 60651  
(773)524-2440 (800)443-4540 Fax: (773)252-7450  
WWW.FREEDMANSEATING.COM  
e-mail: sales@freedmanseat.com

We are constantly updating and improving our seats; therefore we reserve the right to change or modify specifications or materials without notice. All Freedman Seating Company seats meet or exceed FMVS standards.

# FREEDMAN SEATING ICS

(Integrated Child Seat)

**KIDS &  
SAFETY**

**WHAT COULD  
BE MORE  
IMPORTANT?**

Also available  
the ICS-10,  
for children  
up to 10 years old.



Not Just Seats



THE FEATHER WEIGHT SERIES BY

**FREEDMAN**  
SEATING COMPANY

Seating Solutions™

# FREEDMAN SEATING ICS



## (Integrated Child Seat)

Kids and safety, what could be more important? Nothing!

That's the underlying principle behind the Freedman ICS (Integrated Child Seat) and ICS-10.

The ICS is designed for children from 22-51 lbs. and the ICS-10 can accommodate children up to 10 years old, 22-78 lbs. Both ICS seats are comfortable for adults and safe for children.

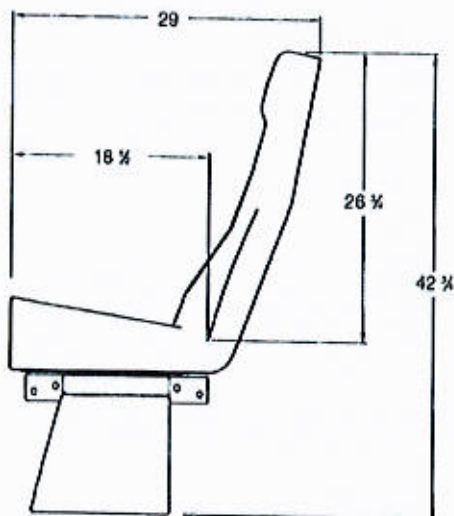
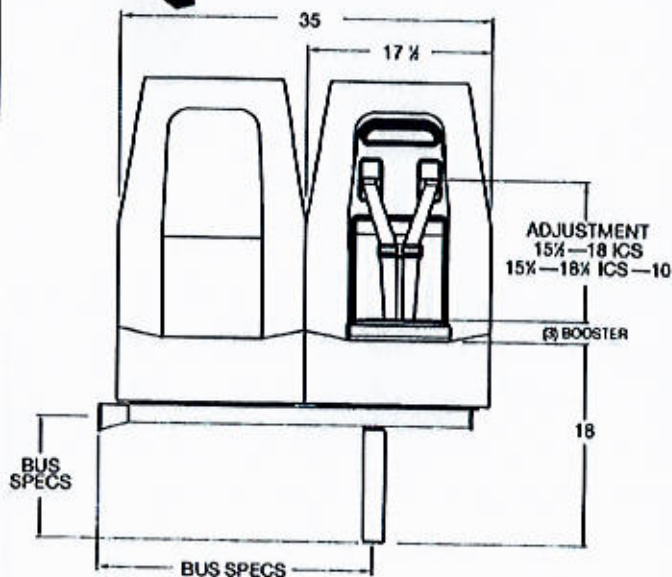
A tapered back provides unrestricted viewing for drivers, and best of all, the shoulder belts can be adjusted in seconds without taking the seat apart or clumsy operations.

### Standard Features:

- Accommodates children 22-51 lbs. (22-78 lbs for the ICS-10)
- Matching companion seat available
- Fold down tongue can be folded to act as a booster seat
- Easily adjustable shoulder straps
- Standard with FMVSS 213 and 210 seat belt anchorage compliance
- Retrofittable; Fits on most Feather Weight frames!

### Options:

- Available in a wide variety of vinyls and cloths
- Upholstered or US Arms
- Adjustable footrests
- Freedman USR (Under Seat Retractor)
- Available as a single or double
- Grab rails



Not Just Seats



Seating Solutions™

THE FEATHER WEIGHT SERIES BY

**FREEDMAN**  
SEATING COMPANY

4545 W. Augusta Blvd., Chicago, IL 60651  
(773)524-2440 (800)443-4540 Fax (773)252-7450  
WWW.FREEDMANSEATING.COM  
e-mail: sales@freedmanseat.com

We are constantly updating and improving our seats; therefore we reserve the right to change or modify specifications or materials without notice. All Freedman Seating Company seats meet or exceed FMVSS standards.

# AV GRAB RAIL

Black


Part # 55836380



# 4 QRT-360 Retractors with L-Track Fittings and HR131 Retractable Lap & Shoulder

Condition: New

Quantity:  More than 10 available



## Mobility Aids




General Accessories

Q5-7590



General Accessories

Q5-7580



# VX5AI MDVR

## Vulcan™ Series VX5AI MDVR

The five-channel VX5AI is ideal for smaller buses and transport vans and records up to five camera views: four HD channels at D1, 720P or 1080P—plus one IP channel at up to 1080P resolution, for a key location where IP clarity is needed most. Video is stored on a locking hard drive, with a microSD card slot for redundancy.

- 5-channel system
- 4 channels D1, 720P, or up to 1080P + 1 channel IP up to 1080P
- 1TB (standard) 2.5" SATA or solid-state drive, up to 2TB
- microSD card slot for redundant recording
- Five (5) year limited warranty

**Storage Compartment** – Will either be in front header in conjunction with access to front destination sign or in area above passenger door header. Subject to pre-production review of bus order

**Training** – Fully understand that award of this contract obligates bidder to fully participate in annual training events for both transit agencies and 53-10 agencies. Generally these are held at two or three locations around the state.

**Overhead luggage rack** – See picture below



## Limited Warranty

IVS, Inc. dba AngelTrax, warrants its product to be free from manufacturer's defects in material and workmanship under normal use and service for the designated warranty period, as listed below, from the date of purchase. "Normal use" means the product was used for intended purposes, maintained properly and protected from deliberate damage. The following products are covered by the limited warranty for the following periods of time:

- Five (5) years from date of purchase parts and labor on the Vulcan Series V5SD™, V5™, V5X3™, V6X3™, VX7A1™, V8X3™, V12™, V16-35™ and V24™ MDVRs
- Five (5) years from date of purchase parts and labor on the Vulcan Series Hybrid Component V8HCNVR™, V12HCNVR™ and V16HCNVR™
- Five (5) years from date of purchase parts and labor on the Vulcan Series V32™ Commercial NVR
- Five (5) years from date of purchase parts and labor on the Hybrid Component Series Hybrid Quest™, Hybrid Quest Edge™, Hybrid Quest Edge Plus™ and Hybrid Vault™ MDVRs
- Five (5) years from date of purchase parts and labor on the HDX Hybrid™ MDVR
- Three (3) years from date of purchase parts and labor on the HDX™ and SDX™ MDVRs
- Three (3) years from date of purchase parts and labor on the CoPilot™, CoPilot-WA™ and CoPilot-RFID™ MDVRs
- Five (5) years from date of purchase full replacement on all solid-state hard drives
- Five (5) years from date of purchase parts and labor on all SD cards
- Three (3) years from date of purchase parts and labor on all SATA hard drives
- Three (3) years from date of purchase parts and labor on the Vulcan Series IP and HD Cameras
- Three (3) years from date of purchase parts and labor on the HD Quality Lens Cameras
- Three (3) years from date of purchase parts and labor on the WM Series and Student Transit Perioptic Lens Cameras
- Three (3) years from date of purchase parts and labor on the CoPilot™ Camera
- Three (3) years from date of purchase parts and labor on the Virtual Synchronized Mapping™ internal and external units
- Three (3) years from date of purchase parts and labor on the GDA-7012 Kit and GDA-7012 Monitor
- Three (3) years from date of purchase parts and labor on the WLAN and AP Router
- One (1) year from date of purchase parts and labor on the MON7AT installation monitor, the Meraki MR74 Wi-Fi system and all accessories not listed above

This warranty gives the user specific rights, and those rights may vary from state to state. The terms and conditions of said warranty are as follows:

1. When the product is installed by, or purchased from an authorized AngelTrax dealer, IVS, Inc. will either repair, or replace at no charge to the original purchaser, any product that IVS, Inc. determines to be defective and under the warranty provided. The defect(s) must be reported within five (5) years from the date of purchase. This warranty is valid only with the original purchaser, and is non-transferable. The warranty does not cover removal or reinstallation of the product(s).
2. The date of purchase and proof of an authorized AngelTrax dealer installation must be established by the original sales receipt, which should accompany the product(s) that are returned for warranty services.
3. The warranty shall not apply to any product that has been altered in any way, or used for any unintended purpose.
4. IVS, Inc. does not authorize any other person to assume liability in connection with its products. This warranty is the only expressed warranty made by IVS, Inc. to its products. Any implied warranty of merchantability or fitness for a particular purpose applicable to IVS, Inc. products, is limited to the duration of this limited warranty. Some states or provinces do not allow the exclusion or limitation of incidental or consequential damages, or limitation on how long an implied warranty lasts. Therefore, the above limitations may not apply.
5. If in the unlikely event warranty service becomes necessary, contact us directly and request a Return Merchandise Authorization (RMA) from the technical service department. Please call 1-800-673-1788 and ask for the technical service department to obtain a return merchandise authorization (RMA) number. Be sure to have the model number, serial number and the nature of the problem available for the technical service representative. Upon verification of a defect, IVS, Inc. will send a new or refurbished replacement unit via express shipping at no cost to the customer. The customer will receive a copy of the RMA and a Call Tag with their replacement unit. Once the customer has received the replacement unit, they have 30 days to ship the defective product back to IVS, Inc. or the customer will be charged for the replacement product. Once the unit is exchanged, the returned product shall become the property of IVS, Inc. The Call Tag included with the replacement unit allows the customer to ship the defective product back to IVS, Inc. at no cost.
6. Products must be returned to the factory in their original carton, or equivalent, and in original packaging conditions. Items shipped to IVS, Inc. without a clearly identified RMA number on the exterior of the packaging may be refused. If the product is received with the serial number removed or defaced, the warranty is void. The product will not be repaired under warranty and returned to the owner freight collect.

Send product to:  
 IVS, Inc. (AngelTrax)  
 Warranty Service Department  
 119 South Woodburn Drive  
 Dothan, Alabama 36305

# ELDORADO

## Warranty Overview

Please refer to specific warranties for details & exclusions

ELDORADO		
Base Warranty	3 Year/36,000 Miles	
Body Structure	5 Year/100,000 Miles	
Electrical System	3 Year/36,000 Miles	
Paint	≤36 months and ≤36,000 miles = 100% materials and 100% labor ≤48 months and ≤70,000 miles = 50% material and 50% labor ≤60 months and ≤100,000 miles = 25% material and 25% labor	
CHASSIS		
Ford Motor Co.	3 Year/36,000 Miles	E & F Series Chassis
	5 Year/60,000 Miles	Drivetrain
	5 Year/Unlimited Miles	Corrosion
	5 Year/100,000 Miles	Diesel Engine
General Motors	3 Year/36,000 Miles	G3500 & G4500 Chassis
	5 Year/60,000 Miles	Drivetrain for End Users w/o FAN
	5 Year/100,00 Miles	Drivetrain for FAN End Users
	3 Year/36,000 Miles	Corrosion
International	6 Year/100,000 Miles	Rust-Through
	1 Year/Unlimited Mileage	(from delivery date) TC
	5 Year/100,000 Miles	TC Chassis Cab Coverage
	6 Year/Unlimited Miles	TC Corrosion
	2 Year/Unlimited Miles	TC ISB Engine
AIR CONDITIONING AND HEAT		
ProAir A/C (formerly A.C.T.)*	3 Year/Unlimited Mileage	
ACC Climate Control	3 Year/75,000 Mile (with min 2 Year/Unlimited mileage for original owner)	
Mobile Climate Control (MCC)	2 Year Unlimited Mileage (from Original In-Service Date)	
Thermo King A/C	2 Year/Unlimited Mileage, Parts, Labor 1 Year on Compressors	
Trans Air	2 Year/Unlimited Mileage (from Original In-Service Date)	
ProAir Heaters*	2 Years/Unlimited Mileage	
ALTERNATOR		
Alternator	See Chassis Warranty	
AUDIO VISUAL		
ASA Radio Components	2 Year/Unlimited Mileage	
Echovision	1 Year (from original purchase date)	

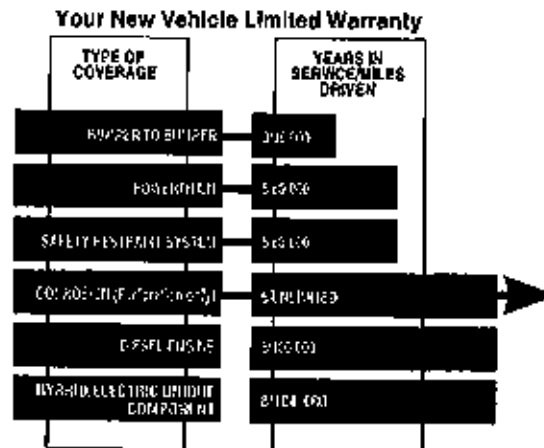
7.12.3  
7.12.2

## QUICK REFERENCE: WARRANTY COVERAGE

This chart gives a general summary of your warranty coverage provided by Ford Motor Company under the **New Vehicle Limited Warranty**. Please refer to the description of warranty coverage for more specific information.

For each type of coverage, the chart shows two measures:

- years in service
- miles driven



The measure that occurs first determines how long your coverage lasts. For example: Your Bumper to Bumper Coverage lasts for three years - unless you drive more than 36,000 miles before three years elapse. In that case, your coverage ends at 36,000 miles.

For more details on coverage, see:

- **What Is Covered?** (pages 9-14)
- **What Is Not Covered?** (pages 14-19)



4545 W. Augusta Blvd  
Chicago, Illinois 60651  
Tel: (773) 524-2440  
FAX: (773) 252-7450

## Limited Warranty

### WARRANTY:

Freedman Seating warrants to the original buyer that its seats are free from defects in material and workmanship for the following components:

Metal, plastic and foam Components – Two (2) years  
Moving Components – Two (2) years  
Upholstery – Two (2) years

Warranty period begins at time of installation

### NON-PRORATED REPLACEMENT:

In the event that a warranty-covered failure should occur within the warranty period, Freedman Seating will repair or replace the seat without charge and without prorating, at Freedman Seating's option. This is the sole and exclusive remedy for breach of any warranty. Any replacement seat or part is only covered by this warranty for the remainder of warranty period applicable to the original seat.

### EXCLUSIONS:

This warranty specifically excludes foam, upholstery material, belts, and items exposed to normal wear and tear such as metal finish and paint and does not apply to any seat that is damaged as result of accident, derailment, improper installation, structural defects, intentional damage, abuse, vandalism, negligence, misuse, improper operating conditions, or extreme natural phenomena. Seats exposed to toxic or corrosive materials are excluded from this warranty. This warranty is provided directly to the purchaser only and does not extend to any subsequent party and is solely for the Freedman Seating product as it is originally manufactured.

### INCIDENTAL, CONSEQUENTIAL DAMAGES, & LIMITATIONS:

This warranty shall be in lieu of any other warranty, expressed warranty, expressed or implied, including but not limited to any implied warranty of merchantability or fitness for a particular purpose. The purchaser's sole and exclusive remedy against Freedman Seating shall be for the repair and replacement of the defective product as provided herein. No other remedy; including but not limited to incidental or consequential damages for lost profits, lost sales, injury to person or property, shipping, freight, installation, removal, or any other incidental or consequential loss shall be available to the purchaser.

### NOTIFICATION:

All reports, claims, or notices required by the warranty to be provided to Freedman Seating must be in writing and delivered to: Attention – Freedman Seating Warranty Claim Department, 4545 W. Augusta, Blvd. Chicago, IL 60651, or by fax to (773) 252-7450. Parts being claimed for warranty must be sent to Freedman Seating for prior approval and warranty acceptance before any warranty claims can be made.

### INSPECTION AND VERIFICATION:

The owner must provide access to the failed seat so that Freedman Seating's authorized representative can perform an on-site inspection. Alternatively, Freedman Seating may ask the owner to ship the failed seat to Freedman Seating's laboratory for inspection. Within 30 days of the inspection, either on-site or in the laboratory, Freedman Seating will render an opinion as to whether or not the claimed failure is covered by the warranty.

### DESIGN:

Freedman Seating reserves the right to modify parts and design specifications without notice as long as the seats meet general specifications, unless otherwise committed per contract. In case further non-conforming changes have to be incorporated, Freedman Seating will submit such changes to customer for prior approval.



## Gerflor Commercial Flooring limited warranty agreement – 10 Year Warranty

GERFLOR, AS A MANUFACTURER, expressly warrants that the GERFLOR COMMERCIAL FLOORCOVERING shall be free from manufacturing defects for a period of ten (10) years from the date of sales by Gerflor, provided such floorcovering are subject to normal use and receive proper maintenance.

This entire warranty will become null and void if conditions of the subflooring and method of installation do not conform exactly to GERFLOR specifications.

This entire warranty does not cover damage caused, in whole or in part, by conditions beyond our control, including, but not limited to :

- Use for which material is not designated.
- Fire, explosion, weather conditions or natural disasters.
- Faulty installation.
- Casualties.
- Ordinary wear and tear.
- Abuse.
- Faulty design or construction of the buildings.
- Failure of the adhesive to adhere to the subfloor, whether concrete or other material because of moisture migration or water vapor transmission through the subfloor.
- Fault in the subfloor.
- Failure in the vapor barriers.
- Failure of the installation contractors to adhere to specifications.
- Failure of the seams.
- Uneven wear of sections of the floorcovering.
- Gloss reduction from use.
- Alteration of the initial appearance of the floorcovering, particularly in high traffic areas and areas exposed to excessive wear due to sand, grit or dirt in entrances to buildings.
- Fading or discoloration from sunlight or heat.
- Damage caused by neglect or improper maintenance procedures and other causes not specified but beyond the control of GERFLOR.
- Damage due to stains, cuts, scratches, gouges, scuffs, punctures, tears, indentations due to loads in excess of the specified static load limit, burns, accidents, discoloration caused by tracking residue from carpet dyes, rubber or synthetic backing used on rugs or mats, painted or asphalt surfaces such as driveways, damage resulting from lack of, or improper, furniture rests and floor protectors, rubber or synthetic backed rugs or mats, or any intentional misuse of the floorcovering

The presence of moisture between the GERFLOR floorcovering and the subfloor shall be considered proof of subfloor failure or faulty design or construction of the building because moisture will break the bond between the adhesive and the subfloor, causing bubbles to appear.



## **Gerflor Commercial Flooring limited warranty agreement – 10 Year Warranty**

This warranty will be applied only if the product is admittedly the only cause of disorder. Your sole and exclusive remedy against GERFLOR arising from the purchase or use of floorcovering is limited to supply of material in replacement of the sole defective part of material (after examination, verification and approval by GERFLOR) with material of equivalent quality. All other compensation of whatever nature will be excluded. Warranty will only be valid if product and installation concerned by the warranty are clearly identified on this document and returned to Gerflor by mail with acknowledgement of receipt.

If the claim is accepted by GERFLOR, with respect to the warranty, GERFLOR will supply the material in replacement of defective one without any cost to you. More than 5 (five) years from the date of sale of the warranted product by Gerflor, until the expiration of this express warranty you will be responsible for 20 % (twenty per cent) per year of the cost of supplied materials.

### **WARRANTY DISCLAIMERS AND LIMITATIONS OF LIABILITY**

THE ABOVE EXPRESSED MANUFACTURER'S WARRANTY SHALL BE THE EXCLUSIVE WARRANTY and LIMITED TO THE QUALITY OF THE PRODUCT, and GERFLOR MAKES NO OTHER WARRANTIES, EXPRESS OR IMPLIED. GERFLOR EXPRESSLY DISCLAIMS ANY IMPLIED WARRANTIES OF MERCHANTABILITY AND IMPLIED WARRANTIES OF FITNESS FOR A PARTICULAR PURPOSE.

IT IS AGREED THAT GERFLOR SHALL NOT BE LIABLE FOR INCIDENTAL OR CONSEQUENTIAL DAMAGES, including, but not limited to, loss of income, loss of use, damage to other property, the cost of removing and reinstalling GERFLOR floorcoverings, attorney's fees, and any liability you may have with respect to any other person.

### **TIME LIMIT ON COMMENCING LEGAL ACTION**

It is agreed that you have 30 days from the accrual of a claim to inform GERFLOR by registered mail with acknowledgement of receipt.

It is agreed that you have one year from the accrual of a claim to commence any legal action arising from the purchase or use of GERFLOR floorcoverings, or be barred forever.

To the extent any provision of this Warranty Agreement contravenes the law of any jurisdiction, such provision shall be inapplicable in such jurisdiction, and the remainder of this Warranty Agreement shall not be affected thereby.

## **LIMITED WARRANTY**

### **WARRANTY PERIOD**

InterMotive warrants the product for the period of *one year* from the date the product was shipped from InterMotive (if not registered) or *two years* from the in-service date (if the warranty registration is completed on-line) for products that fail to function properly under normal use because of a manufacturing defect when installed and operated according to the manufacturer's instructions. The product will be repaired or replaced with a comparable product without charge.

- **Diagnostics** - A service facility diagnosing, installing, and/or repairing a product must follow the proper InterMotive procedures/documents – reference [www.intermotive.net](http://www.intermotive.net) or call 530-823-1048.
- **Labor Reimbursement** - Contact InterMotive prior to commencing diagnostic/repair for information on allowable labor reimbursements.
- **Return Goods Authorization** - The customer must contact InterMotive with the product serial number and obtain an RGA number prior to shipping the product to InterMotive.
- **Return Packaging** - The part being returned must have the RGA number and a detailed description of the symptom(s) or issue(s) the product is exhibiting attached to it. Packages received without an RGA number written on the outside will be refused delivery and returned to the customer at their expense.
- **Shipping** – Shipping is the initial responsibility of the customer. If the product is determined to be warrantable and is repaired or replaced, InterMotive will pay for shipping to and from the repairing facility for the repaired/replaced product via ground shipping within the U. S. and Canada. If the product does not qualify for a warranty repair or replacement, the customer is responsible for return shipping costs.

### **LIMITATION ON LIABILITY**

InterMotive will not be liable for personal injury, loss or damage to property or any incidental or consequential loss or expense from property damage due directly or indirectly from the use or installation of this product.



13395 New Airport Rd Suite A, Auburn, CA 95602  
Phone: (530) 823-1048 Fax: (530) 823-1516  
[www.intermotive.net](http://www.intermotive.net) email – [customerservice@intermotive.net](mailto:customerservice@intermotive.net)

## **WARRANTY**

**LIGHTHOUSE INTERNATIONAL LTD. warrants the Warm Welcome™ low voltage step heaters to the original purchaser against defects in workmanship and materials when used under normal operating conditions for a period of three years from the date of purchase. Lighthouse's obligation under this warranty is limited to repair of the Warm Welcome™ step heater. Cost of removal and installation is not included. If failure should occur, return the worn out or defective step heater with a dated proof of purchase to Lighthouse International Ltd., for verification and repair or replacement under this warranty. Lighthouse International Ltd. shall replace the defective heater within 90 days after the defect is verified. This remedy does not apply to any defect arising out of abnormal use, negligence, alteration of the steps, or improper installation. Lighthouse makes no other representations or express warranties except those contained herein. Any implied warranties granted under state law, including warranties of merchantability and fitness for a particular purpose, are limited in duration to the express warranty granted hereunder. Lighthouse in no event shall be liable for direct, indirect, special or consequential damages. Some states do not allow limitations on how long an implied warranty lasts and/or do not allow the exclusion or limitations of incidental or consequential damages, so the above limitations and exclusions may not apply to you. This warranty gives you specific legal rights, and you may also have other rights which vary from state to state. For further information regarding this warranty, you may contact Lighthouse International Ltd., at 423 E Cleveland Avenue, Suite B, Spokane, WA 99207.**

# THANK YOU FOR CHOOSING Q'STRAIT PRODUCTS!

The warranty registration process takes just a few minutes and will require the following information:

- Serial Numbers located on the Warranty Card(s) or Product(s), and
- Your Vehicle(s) information (i.e. VIN, Make, Model and Year)
- Your privacy matters to us! Please [click here](#) to read our privacy policy.

## Q'STRAIT'S WARRANTY POLICY

**Limited Warranty:** Q'Strait warrants this product conforms to our manufacturing specifications and is free from defects in materials and workmanship. Q'Strait or its authorized dealer will (at its sole option) repair or replace the defective component(s) free of charge. This warranty does not cover the cost of assembly or disassembly, transportation, labor, or any other incidental costs involved in the removal of a defective part or the installation of the replacement part.

Q'Strait or its authorized dealers reserves the right to inspect the product to verify the claimed defect has not been caused by non-Q'Strait approved maintenance or by foreign particles or substances. This warranty does not apply to defects that result from accident, misuse or abuse, intentional damage, fire, flood, alteration or modification of the product, negligence, exposure, or use of the product in a manner inconsistent with its intended use.

### Product Coverage

#### 5 Years\*

Q'POD (US), QRT-360 (US), QRT-350 (UK), QRT-550 (UK)

#### 3 Years\*

QRT MAX, QRT Deluxe, QLK-150 and The Q'UBE (US)

#### 2 Years\*

QRT Standard, Q-5000, M-Series, QLK-100 (US), QLK-110 (UK)  
(with proof of maintenance performed by a Q'Strait authorized dealer)


#### 1 Year

All other Systems, Products & Accessories

*\*Only valid if product is registered with Q'Straint. Otherwise, a one (1) year warranty applies to all products. Products must be installed by authorized Q'Straint dealer.*

## Graphic Films for Opaque Applications

- 3M™ Scotchcal™ ElectroCut™ Graphic Film Series 7125, 7725, and 7725SE
- 3M™ Controltac™ Plus Graphic Film with Comply™ Adhesive Series 180C

	Antique White 7725-90, 7125-90		Putty 7725-59, 7125-59
	Pearl Gray 7725-11, 7125-11 PANTONE Cool Gray 2 C		Sandstone 7725-89, 7125-89
	Medium Gray 180C-31 7725-31, 7125-31 PANTONE Cool Gray 7 C		Fawn 7725-99, 7125-99
	Satin Aluminum 180C-120 7725-120, 7125-120 PANTONE® 877 C		Dark Gray 180C-41 7725-41, 7125-41
	Satin Gold 180C-131 7725-131, 7125-131 PANTONE 872 C		Black 180C-12 7725-12, 7125-12 PANTONE Process Black C
	Transparent 180C-114 7725-114, 7125-114 Gerber 220/225-114		Matte Black 180C-22, 7725-22, 7125-22, PANTONE Black C
	White 180C-10		Deep Mahogany Brown 180C-19 7725-19, 7125-19 PANTONE 4625 C
	White 7725-10, 7125-10		Russet Brown 7725-29, 7125-29 PANTONE 175 C
	Matte White 7725-20, 7125-20		Saddle Brown 7725-139, 7125-139
	Eggshell 7725-130		Tan 180C-39 7725-39, 7125-39
			Mauve 7725-193
			Salmon Pink 7725-173
			Magenta 7725-103, 7125-103 PANTONE 205 C
			Process Magenta 7725-273 PANTONE 214 C
			Perfect Match Red 7725-263, 7125-263 PANTONE 186 C
			Tomato Red 180C-13 7725-13, 7125-13 PANTONE 1795 C

B.26



**Geranium**  
180C-63  
7725-63, 7125-63



**Deep Red**  
180C-23  
7725-23, 7125-23



**Cardinal Red**  
180C-53  
7725-53, 7125-53



**Burgundy**  
180C-58  
7725-58, 7125-58



**Terra Cotta**  
7725-24, 7125-24



**Bright Orange**  
180C-14  
7725-14, 7125-14  
PANTONE Orange  
021 C



**Apricot**  
7725-64



**Light Orange**  
180C-54  
7725-54, 7125-54



**Harvest Gold**  
7725-105, 7125-105  
PANTONE 7510 C



**Sunflower**  
180C-25  
7725-25, 7125-25  
PANTONE 1235 C



**Bright Yellow**  
180C-15  
7725-15, 7125-15  
PANTONE 109 C



**Vista Yellow**  
7725-85



**Apple Green**  
180C-196  
7725-196, 7125-196



**Kelly Green**  
180C-46  
7725-46, 7125-46



**Bright Green**  
180C-186  
7725-186, 7125-186  
PANTONE 348 C



**Dark Green**  
180C-56  
7725-56, 7125-56  
PANTONE 3425 C



**Bottle Green**  
7725-276, 7125-276



**Forest Green**  
7725-66, 7125-66  
PANTONE 3302 C



**Bermuda Blue**  
7725-357, 7125-357  
PANTONE 323 C



**Teal**  
180C-96  
7725-96, 7125-96  
PANTONE 322 C




**Dark Aqua**  
7725-307



**Aqua**  
7725-176



**Peacock Blue**  
180C-77  
7725-77, 7125-77  
PANTONE 298 C



**Robin Egg Blue**  
7725-86



**Olympic Blue**  
180C-57  
7725-57, 7125-57  
PANTONE 7461 C



**Intense Blue**  
180C-47  
7725-47, 7125-47  
PANTONE 301 C



**Vivid Blue**  
180C-17  
7725-17, 7125-17



**Sapphire Blue**  
180C-37  
7725-37, 7125-37  
PANTONE 2747 C



**Wedgewood Blue**  
7725-187



**Shadow Blue**  
7725-177, 7125-177

**Other Product Series:**


Most colors are available in other product series.

**Can't find your color?**

Allow us to custom match your color with our three-day, no-




Light Navy  
7725-197, 7125-197  
PANTONE 289 C



Silver Blue  
Metallic  
180C-237



Indigo  
180C-27  
7725-27, 7125-27  
PANTONE 2767 C



Light Silver  
Metallic  
180C-220  
PANTONE 677 C



Royal Purple  
180C-38  
7725-38, 7125-38




Slate  
Metallic  
180C-201



Purple  
7725-48, 7125-48




Gray  
Metallic  
180C-221



Dark Violet  
7725-98



Charcoal  
Metallic  
180C-211



Violet  
7725-88



Dark Burgundy  
Metallic  
180C-228

### Metallic Graphic Film



Sage Green  
Metallic  
180C-216



Gold  
Metallic  
180C-241



Dark Blue  
Metallic  
180C-217



Copper  
Metallic  
180C-229



Bright Blue  
Metallic  
180C-227

### Fluorescent Graphic Film



Yellow-Orange  
7725SE-404 9



Red-Orange  
7725SE-414 9



Fuchsia  
7725SE-413 19



Yellow  
7725SE-405



Green  
7725SE-406

103

a

### Films for application to opaque surfaces

The components used in sign construction, including sources of illumination, adhesives and substrates, affect color. Although color variation is usually slight, certain components have a more obvious effect, particularly with shades of white. PANTONE® color numbers are based on reflective light measurements of product samples applied to a standard white substrate.

ed  
263

13

2





## FOREST RIVER BUS, LLC

2367 CENTURY DRIVE ▶ GOSHEN, INDIANA 46528 ▶ 1.800.348.7440

February 12, 2023

To Whom It May Concern:

Forest River Bus, LLC, doing business as ElDorado Bus, affirms that the place of assembly is located at 2367 Century Drive, Goshen, Indiana.

The following activities take place at this location. All purchasing of raw and assembled materials including the chassis, fabrication and welding of the frame, prime paint, installation of all wood, fabric, FRP, steel, aluminum and/or other body panel and/or trim materials, installation of doors and windows, HVAC components and systems, electrical systems, installation of any required options such as wheel chair lifts, tie down kits, seats, radios and optional electronic items, if any, complete undercoat, exterior paint and/or graphics if ordered, full road test, rain booth test and all other final quality functions as needed to ensure compliance with the contract.

Signed,

Mark LeRoy  
Government Contract Administrator