




The following documentation is an electronically-submitted vendor response to an advertised solicitation from the *West Virginia Purchasing Bulletin* within the Vendor Self-Service portal at ***wvOASIS.gov***. As part of the State of West Virginia's procurement process, and to maintain the transparency of the bid-opening process, this documentation submitted online is publicly posted by the West Virginia Purchasing Division at ***WVPurchasing.gov*** with any other vendor responses to this solicitation submitted to the Purchasing Division in hard copy format.


## Header 9

[List View](#)
**General Information**
[Contact](#)
[Default Values](#)
[Discount](#)
[Document Information](#)
[Clarification Request](#)
**Procurement Folder:** 842615

**Procurement Type:** Statewide MA (Open End)

**Vendor ID:** 000000160951 
**Legal Name:** PPG ARCHITECTURAL FINISHES INC

**Alias/DBA:**
**Total Bid:** \$0.00

**Response Date:** 02/23/2021 
**Response Time:** 16:32

**Responded By User ID:** mgoltz 
**First Name:** Mary

**Last Name:** Goltz

**Email:** bids@ppg.com

**Phone:** 910-515-0538

**SO Doc Code:** CRFQ

**SO Dept:** 0212

**SO Doc ID:** SWC2100000012

**Published Date:** 2/10/21

**Close Date:** 2/24/21

**Close Time:** 13:30

**Status:** Closed

**Solicitation Description:** PAINT21 - Paint and Painting Tools & Supplies

**Total of Header Attachments:** 9

**Total of All Attachments:** 9



Department of Administration  
Purchasing Division  
2019 Washington Street East  
Post Office Box 50130  
Charleston, WV 25305-0130

State of West Virginia  
Solicitation Response

**Proc Folder:** 842615  
**Solicitation Description:** PAINT21 - Paint and Painting Tools & Supplies  
**Proc Type:** Statewide MA (Open End)

Solicitation Closes	Solicitation Response	Version
2021-02-24 13:30	SR 0212 ESR02232100000005797	1

**VENDOR**  
000000160951  
PPG ARCHITECTURAL FINISHES INC

**Solicitation Number:** CRFQ 0212 SWC2100000012  
**Total Bid:** 0  
**Response Date:** 2021-02-23  
**Response Time:** 16:32:50  
**Comments:** PPG will offer discount on non-bid items.  
40% off Retail Paints  
15% off Retail Paint related supplies

**FOR INFORMATION CONTACT THE BUYER**  
Mark A Atkins  
(304) 558-2307  
mark.a.atkins@wv.gov

<b>Vendor Signature X</b>	<b>FEIN#</b>	<b>DATE</b>
-------------------------------	--------------	-------------

All offers subject to all terms and conditions contained in this solicitation

Line	Comm Ln Desc	Qty	Unit Issue	Unit Price	Ln Total Or Contract Amount
1	Paints, Primers, and Finishes	0.00000	EA	0.000000	0.00

Comm Code	Manufacturer	Specification	Model #
31210000			

**Commodity Line Comments:**

**Extended Description:**

Note: Vendor shall complete Exhibit\_A Pricing Page(s) for bid pricing and must attach with bid.  
If vendor is submitting a bid online, Vendor should enter \$0.00 in the Oasis commodity line.  
See section 18 of Instructions to Bidders for additional information.

Line	Comm Ln Desc	Qty	Unit Issue	Unit Price	Ln Total Or Contract Amount
2	Paint Applicators and Painting Accessories	0.00000	EA	0.000000	0.00

Comm Code	Manufacturer	Specification	Model #
31211900			

**Commodity Line Comments:**

**Extended Description:**

Note: Vendor shall complete Exhibit\_A Pricing Page(s) for bid pricing and must attach with bid.  
If vendor is submitting a bid online, Vendor should enter \$0.00 in the Oasis commodity line.  
See section 18 of Instructions to Bidders for additional information.

## INSTRUCTIONS TO VENDORS SUBMITTING BIDS

**1. REVIEW DOCUMENTS THOROUGHLY:** The attached documents contain a solicitation for bids. Please read these instructions and all documents attached in their entirety. These instructions provide critical information about requirements that if overlooked could lead to disqualification of a Vendor's bid. All bids must be submitted in accordance with the provisions contained in these instructions and the Solicitation. Failure to do so may result in disqualification of Vendor's bid.

**2. MANDATORY TERMS:** The Solicitation may contain mandatory provisions identified by the use of the words "must," "will," and "shall." Failure to comply with a mandatory term in the Solicitation will result in bid disqualification.

**3. PREBID MEETING:** The item identified below shall apply to this Solicitation.

☒ A pre-bid meeting will not be held prior to bid opening

☐ A **MANDATORY PRE-BID** meeting will be held at the following place and time:

All Vendors submitting a bid must attend the mandatory pre-bid meeting. Failure to attend the mandatory pre-bid meeting shall result in disqualification of the Vendor's bid. No one individual is permitted to represent more than one vendor at the pre-bid meeting. Any individual that does attempt to represent two or more vendors will be required to select one vendor to which the individual's attendance will be attributed. The vendors not selected will be deemed to have not attended the pre-bid meeting unless another individual attended on their behalf.

An attendance sheet provided at the pre-bid meeting shall serve as the official document verifying attendance. Any person attending the pre-bid meeting on behalf of a Vendor must list on the attendance sheet his or her name and the name of the Vendor he or she is representing.

Additionally, the person attending the pre-bid meeting should include the Vendor's E-Mail address, phone number, and Fax number on the attendance sheet. It is the Vendor's responsibility to locate the attendance sheet and provide the required information. Failure to complete the attendance sheet as required may result in disqualification of Vendor's bid.

All Vendors should arrive prior to the starting time for the pre-bid. Vendors who arrive after the starting time but prior to the end of the pre-bid will be permitted to sign in but are charged with knowing all matters discussed at the pre-bid.

Questions submitted at least five business days prior to a scheduled pre-bid will be discussed at the pre-bid meeting if possible. Any discussions or answers to questions at the pre-bid meeting  
Revised 01/09/2020

are preliminary in nature and are non-binding. Official and binding answers to questions will be published in a written addendum to the Solicitation prior to bid opening.

**4. VENDOR QUESTION DEADLINE:** Vendors may submit questions relating to this Solicitation to the Purchasing Division. Questions must be submitted in writing. All questions must be submitted on or before the date listed below and to the address listed below in order to be considered. A written response will be published in a Solicitation addendum if a response is possible and appropriate. Non-written discussions, conversations, or questions and answers regarding this Solicitation are preliminary in nature and are nonbinding.

Submitted e-mails should have solicitation number in the subject line.

Question Submission Deadline: February 15, 2021 due by 4:00pm EST

Submit Questions to: Mark Atkins, Senior Buyer  
2019 Washington Street, East  
Charleston, WV 25305  
Fax: (304) 558-4115 (Vendors should not use this fax number for bid submission)  
Email: Mark.A.Atkins@wv.gov

**5. VERBAL COMMUNICATION:** Any verbal communication between the Vendor and any State personnel is not binding, including verbal communication at the mandatory pre-bid conference. Only information issued in writing and added to the Solicitation by an official written addendum by the Purchasing Division is binding.

**6. BID SUBMISSION:** All bids must be submitted electronically through wvOASIS or signed and delivered by the Vendor to the Purchasing Division at the address listed below on or before the date and time of the bid opening. Any bid received by the Purchasing Division staff is considered to be in the possession of the Purchasing Division and will not be returned for any reason. The Purchasing Division will not accept bids, modification of bids, or addendum acknowledgment forms via e-mail. Acceptable delivery methods include electronic submission via wvOASIS, hand delivery, delivery by courier, or facsimile.

The bid delivery address is:  
Department of Administration, Purchasing Division  
2019 Washington Street East  
Charleston, WV 25305-0130

A bid that is not submitted electronically through wvOASIS should contain the information listed below on the face of the envelope or the bid may be rejected by the Purchasing Division.:

SEALED BID: CRFQ SWC21\*12 Paint & Supplies  
BUYER: Mark Atkins, Senior Buyer  
SOLICITATION NO.: CRFQ 0212 SWC2100000012  
BID OPENING DATE: 02/24/2021  
BID OPENING TIME: 1:30pm EST  
FAX NUMBER: 304-558-3970

Revised 01/09/2020

The Purchasing Division may prohibit the submission of bids electronically through wvOASIS at its sole discretion. Such a prohibition will be contained and communicated in the wvOASIS system resulting in the Vendor's inability to submit bids through wvOASIS. Submission of a response to an Expression of Interest or Request for Proposal is not permitted in wvOASIS.

**For Request For Proposal ("RFP") Responses Only:** ~~In the event that Vendor is responding to a request for proposal, the Vendor shall submit one original technical and one original cost proposal plus \_\_\_\_\_ N/A \_\_\_\_\_ convenience copies of each to the Purchasing Division at the address shown above. Additionally, the Vendor should identify the bid type as either a technical or cost proposal on the face of each bid envelope submitted in response to a request for proposal as follows:~~

**BID TYPE:** ~~(This only applies to CRFP)~~

☐ ~~Technical~~

☐ ~~Cost~~

**7. BID OPENING:** Bids submitted in response to this Solicitation will be opened at the location identified below on the date and time listed below. Delivery of a bid after the bid opening date and time will result in bid disqualification. For purposes of this Solicitation, a bid is considered delivered when confirmation of delivery is provided by wvOASIS (in the case of electronic submission) or when the bid is time stamped by the official Purchasing Division time clock (in the case of hand delivery).

Bid Opening Date and Time: February 24, 2021 @ 1:30pm EST

Bid Opening Location: Department of Administration, Purchasing Division  
2019 Washington Street East  
Charleston, WV 25305-0130

**8. ADDENDUM ACKNOWLEDGEMENT:** Changes or revisions to this Solicitation will be made by an official written addendum issued by the Purchasing Division. Vendor should acknowledge receipt of all addenda issued with this Solicitation by completing an Addendum Acknowledgment Form, a copy of which is included herewith. Failure to acknowledge addenda may result in bid disqualification. The addendum acknowledgement should be submitted with the bid to expedite document processing.

**9. BID FORMATTING:** Vendor should type or electronically enter the information onto its bid to prevent errors in the evaluation. Failure to type or electronically enter the information may result in bid disqualification.

**10. ALTERNATE MODEL OR BRAND:** Unless the box below is checked, any model, brand, or specification listed in this Solicitation establishes the acceptable level of quality only and is not intended to reflect a preference for, or in any way favor, a particular brand or vendor. Vendors may bid alternates to a listed model or brand provided that the alternate is at least equal to the model or brand and complies with the required specifications. The equality of any alternate being bid shall be determined by the State at its sole discretion. Any Vendor bidding an alternate model or brand should clearly identify the alternate items in its bid and should include manufacturer's specifications, industry literature, and/or any other relevant documentation demonstrating the

equality of the alternate items. Failure to provide information for alternate items may be grounds for rejection of a Vendor's bid.

☐ This Solicitation is based upon a standardized commodity established under W. Va. Code § 5A-3-61. Vendors are expected to bid the standardized commodity identified. Failure to bid the standardized commodity will result in your firm's bid being rejected.

**11. EXCEPTIONS AND CLARIFICATIONS:** The Solicitation contains the specifications that shall form the basis of a contractual agreement. Vendor shall clearly mark any exceptions, clarifications, or other proposed modifications in its bid. Exceptions to, clarifications of, or modifications of a requirement or term and condition of the Solicitation may result in bid disqualification.

**12. COMMUNICATION LIMITATIONS:** In accordance with West Virginia Code of State Rules §148-1-6.6, communication with the State of West Virginia or any of its employees regarding this Solicitation during the solicitation, bid, evaluation or award periods, except through the Purchasing Division, is strictly prohibited without prior Purchasing Division approval. Purchasing Division approval for such communication is implied for all agency delegated and exempt purchases.

**13. REGISTRATION:** Prior to Contract award, the apparent successful Vendor must be properly registered with the West Virginia Purchasing Division and must have paid the \$125 fee, if applicable.

**14. UNIT PRICE:** Unit prices shall prevail in cases of a discrepancy in the Vendor's bid.

**15. PREFERENCE:** Vendor Preference may be requested in purchases of motor vehicles or construction and maintenance equipment and machinery used in highway and other infrastructure projects. Any request for preference must be submitted in writing with the bid, must specifically identify the preference requested with reference to the applicable subsection of West Virginia Code § 5A-3-37, and must include with the bid any information necessary to evaluate and confirm the applicability of the requested preference. A request form to help facilitate the request can be found at:

<http://www.state.wv.us/admin/purchase/vrc/Venpref.pdf>.

**15A. RECIPROCAL PREFERENCE:** The State of West Virginia applies a reciprocal preference to all solicitations for commodities and printing in accordance with W. Va. Code § 5A-3-37(b). In effect, non-resident vendors receiving a preference in their home states, will see that same preference granted to West Virginia resident vendors bidding against them in West Virginia. Any request for reciprocal preference must include with the bid any information necessary to evaluate and confirm the applicability of the preference. A request form to help facilitate the request can be found at: <http://www.state.wv.us/admin/purchase/vrc/Venpref.pdf>.

**16. SMALL, WOMEN-OWNED, OR MINORITY-OWNED BUSINESSES:** For any solicitations publicly advertised for bid, in accordance with West Virginia Code §5A-3-37(a)(7) and W. Va. CSR § 148-22-9, any non-resident vendor certified as a small, women-owned, or minority-owned business under W. Va. CSR § 148-22-9 shall be provided the same preference made available to any resident vendor. Any non-resident small, women-owned, or

minority-owned business must identify itself as such in writing, must submit that writing to the Purchasing Division with its bid, and must be properly certified under W. Va. CSR § 148-22-9 prior to contract award to receive the preferences made available to resident vendors. Preference for a non-resident small, women-owned, or minority owned business shall be applied in accordance with W. Va. CSR § 148-22-9.

**17. WAIVER OF MINOR IRREGULARITIES:** The Director reserves the right to waive minor irregularities in bids or specifications in accordance with West Virginia Code of State Rules § 148-1-4.6.

**18. ELECTRONIC FILE ACCESS RESTRICTIONS:** Vendor must ensure that its submission in wvOASIS can be accessed and viewed by the Purchasing Division staff immediately upon bid opening. The Purchasing Division will consider any file that cannot be immediately accessed and viewed at the time of the bid opening (such as, encrypted files, password protected files, or incompatible files) to be blank or incomplete as context requires, and are therefore unacceptable. A vendor will not be permitted to unencrypt files, remove password protections, or resubmit documents after bid opening to make a file viewable if those documents are required with the bid. A Vendor may be required to provide document passwords or remove access restrictions to allow the Purchasing Division to print or electronically save documents provided that those documents are viewable by the Purchasing Division prior to obtaining the password or removing the access restriction.

**19. NON-RESPONSIBLE:** The Purchasing Division Director reserves the right to reject the bid of any vendor as Non-Responsible in accordance with W. Va. Code of State Rules § 148-1-5.3, when the Director determines that the vendor submitting the bid does not have the capability to fully perform, or lacks the integrity and reliability to assure good-faith performance.”

**20. ACCEPTANCE/REJECTION:** The State may accept or reject any bid in whole, or in part in accordance with W. Va. Code of State Rules § 148-1-4.5. and § 148-1-6.4.b.”

**21. YOUR SUBMISSION IS A PUBLIC DOCUMENT:** Vendor’s entire response to the Solicitation and the resulting Contract are public documents. As public documents, they will be disclosed to the public following the bid/proposal opening or award of the contract, as required by the competitive bidding laws of West Virginia Code §§ 5A-3-1 et seq., 5-22-1 et seq., and 5G-1-1 et seq. and the Freedom of Information Act West Virginia Code §§ 29B-1-1 et seq.

**DO NOT SUBMIT MATERIAL YOU CONSIDER TO BE CONFIDENTIAL, A TRADE SECRET, OR OTHERWISE NOT SUBJECT TO PUBLIC DISCLOSURE.**

Submission of any bid, proposal, or other document to the Purchasing Division constitutes your explicit consent to the subsequent public disclosure of the bid, proposal, or document. The Purchasing Division will disclose any document labeled “confidential,” “proprietary,” “trade secret,” “private,” or labeled with any other claim against public disclosure of the documents, to include any “trade secrets” as defined by West Virginia Code § 47-22-1 et seq. All submissions are subject to public disclosure without notice.

**22. INTERESTED PARTY DISCLOSURE:** West Virginia Code § 6D-1-2 requires that the vendor submit to the Purchasing Division a disclosure of interested parties to the contract for all contracts with an actual or estimated value of at least \$1 Million. That disclosure must occur on the form prescribed and approved by the WV Ethics Commission prior to contract award. A copy of that form is included with this solicitation or can be obtained from the WV Ethics Commission. This requirement does not apply to publicly traded companies listed on a national or international stock exchange. A more detailed definition of interested parties can be obtained from the form referenced above.

**23. WITH THE BID REQUIREMENTS:** In instances where these specifications require documentation or other information with the bid, and a vendor fails to provide it with the bid, the Director of the Purchasing Division reserves the right to request those items after bid opening and prior to contract award pursuant to the authority to waive minor irregularities in bids or specifications under W. Va. CSR § 148-1-4.6. This authority does not apply to instances where state law mandates receipt with the bid.

## **GENERAL TERMS AND CONDITIONS:**

**1. CONTRACTUAL AGREEMENT:** Issuance of a Award Document signed by the Purchasing Division Director, or his designee, and approved as to form by the Attorney General's office constitutes acceptance of this Contract made by and between the State of West Virginia and the Vendor. Vendor's signature on its bid signifies Vendor's agreement to be bound by and accept the terms and conditions contained in this Contract.

**2. DEFINITIONS:** As used in this Solicitation/Contract, the following terms shall have the meanings attributed to them below. Additional definitions may be found in the specifications included with this Solicitation/Contract.

**2.1. "Agency" or "Agencies"** means the agency, board, commission, or other entity of the State of West Virginia that is identified on the first page of the Solicitation or any other public entity seeking to procure goods or services under this Contract.

**2.2. "Bid" or "Proposal"** means the vendors submitted response to this solicitation.

**2.3. "Contract"** means the binding agreement that is entered into between the State and the Vendor to provide the goods or services requested in the Solicitation.

**2.4. "Director"** means the Director of the West Virginia Department of Administration, Purchasing Division.

**2.5. "Purchasing Division"** means the West Virginia Department of Administration, Purchasing Division.

**2.6. "Award Document"** means the document signed by the Agency and the Purchasing Division, and approved as to form by the Attorney General, that identifies the Vendor as the contract holder.

**2.7. "Solicitation"** means the official notice of an opportunity to supply the State with goods or services that is published by the Purchasing Division.

**2.8. "State"** means the State of West Virginia and/or any of its agencies, commissions, boards, etc. as context requires.

**2.9. "Vendor" or "Vendors"** means any entity submitting a bid in response to the Solicitation, the entity that has been selected as the lowest responsible bidder, or the entity that has been awarded the Contract as context requires.

**3. CONTRACT TERM; RENEWAL; EXTENSION:** The term of this Contract shall be determined in accordance with the category that has been identified as applicable to this Contract below:

☒ **Term Contract**

**Initial Contract Term:** This Contract becomes effective on Upon Award and extends for a period of one (1) year(s).

**Renewal Term:** This Contract may be renewed upon the mutual written consent of the Agency, and the Vendor, with approval of the Purchasing Division and the Attorney General's office (Attorney General approval is as to form only). Any request for renewal should be delivered to the Agency and then submitted to the Purchasing Division thirty (30) days prior to the expiration date of the initial contract term or appropriate renewal term. A Contract renewal shall be in accordance with the terms and conditions of the original contract. Unless otherwise specified below, renewal of this Contract is limited to three (3) successive one (1) year periods or multiple renewal periods of less than one year, provided that the multiple renewal periods do not exceed the total number of months available in all renewal years combined. Automatic renewal of this Contract is prohibited. Renewals must be approved by the Vendor, Agency, Purchasing Division and Attorney General's office (Attorney General approval is as to form only)

☐ **Alternate Renewal Term** – This contract may be renewed for \_\_\_\_\_ successive \_\_\_\_\_ year periods or shorter periods provided that they do not exceed the total number of months contained in all available renewals. Automatic renewal of this Contract is prohibited. Renewals must be approved by the Vendor, Agency, Purchasing Division and Attorney General's office (Attorney General approval is as to form only)

**Delivery Order Limitations:** In the event that this contract permits delivery orders, a delivery order may only be issued during the time this Contract is in effect. Any delivery order issued within one year of the expiration of this Contract shall be effective for one year from the date the delivery order is issued. No delivery order may be extended beyond one year after this Contract has expired.

☐ **Fixed Period Contract:** This Contract becomes effective upon Vendor's receipt of the notice to proceed and must be completed within \_\_\_\_\_ days.

☐ **Fixed Period Contract with Renewals:** This Contract becomes effective upon Vendor's receipt of the notice to proceed and part of the Contract more fully described in the attached specifications must be completed within \_\_\_\_\_ days. Upon completion of the work covered by the preceding sentence, the vendor agrees that maintenance, monitoring, or warranty services will be provided for \_\_\_\_\_ year(s) thereafter.

☐ **One Time Purchase:** The term of this Contract shall run from the issuance of the Award Document until all of the goods contracted for have been delivered, but in no event will this Contract extend for more than one fiscal year.

☐ **Other:** See attached.

**4. NOTICE TO PROCEED:** Vendor shall begin performance of this Contract immediately upon receiving notice to proceed unless otherwise instructed by the Agency. Unless otherwise specified, the fully executed Award Document will be considered notice to proceed.

**5. QUANTITIES:** The quantities required under this Contract shall be determined in accordance with the category that has been identified as applicable to this Contract below.

☒ **Open End Contract:** Quantities listed in this Solicitation are approximations only, based on estimates supplied by the Agency. It is understood and agreed that the Contract shall cover the quantities actually ordered for delivery during the term of the Contract, whether more or less than the quantities shown.

☐ **Service:** The scope of the service to be provided will be more clearly defined in the specifications included herewith.

☐ **Combined Service and Goods:** The scope of the service and deliverable goods to be provided will be more clearly defined in the specifications included herewith.

☐ **One Time Purchase:** This Contract is for the purchase of a set quantity of goods that are identified in the specifications included herewith. Once those items have been delivered, no additional goods may be procured under this Contract without an appropriate change order approved by the Vendor, Agency, Purchasing Division, and Attorney General's office.

**6. EMERGENCY PURCHASES:** The Purchasing Division Director may authorize the Agency to purchase goods or services in the open market that Vendor would otherwise provide under this Contract if those goods or services are for immediate or expedited delivery in an emergency. Emergencies shall include, but are not limited to, delays in transportation or an unanticipated increase in the volume of work. An emergency purchase in the open market, approved by the Purchasing Division Director, shall not constitute a breach of this Contract and shall not entitle the Vendor to any form of compensation or damages. This provision does not excuse the State from fulfilling its obligations under a One Time Purchase contract.

**7. REQUIRED DOCUMENTS:** All of the items checked below must be provided to the Purchasing Division by the Vendor as specified below.

☐ **BID BOND (Construction Only):** Pursuant to the requirements contained in W. Va. Code § 5-22-1(c), All Vendors submitting a bid on a construction project shall furnish a valid bid bond in the amount of five percent (5%) of the total amount of the bid protecting the State of West Virginia. The bid bond must be submitted with the bid.

☐ **PERFORMANCE BOND:** The apparent successful Vendor shall provide a performance bond in the amount of 100% of the contract. The performance bond must be received by the Purchasing Division prior to Contract award.

☐ **LABOR/MATERIAL PAYMENT BOND:** The apparent successful Vendor shall provide a labor/material payment bond in the amount of 100% of the Contract value. The labor/material payment bond must be delivered to the Purchasing Division prior to Contract award.

In lieu of the Bid Bond, Performance Bond, and Labor/Material Payment Bond, the Vendor may provide certified checks, cashier's checks, or irrevocable letters of credit. Any certified check, cashier's check, or irrevocable letter of credit provided in lieu of a bond must be of the same amount and delivered on the same schedule as the bond it replaces. A letter of credit submitted in lieu of a performance and labor/material payment bond will only be allowed for projects under \$100,000. Personal or business checks are not acceptable. Notwithstanding the foregoing, West Virginia Code § 5-22-1 (d) mandates that a vendor provide a performance and labor/material payment bond for construction projects. Accordingly, substitutions for the performance and labor/material payment bonds for construction projects is not permitted.

☐ **MAINTENANCE BOND:** The apparent successful Vendor shall provide a two (2) year maintenance bond covering the roofing system. The maintenance bond must be issued and delivered to the Purchasing Division prior to Contract award.

☐ **LICENSE(S) / CERTIFICATIONS / PERMITS:** In addition to anything required under the Section of the General Terms and Conditions entitled Licensing, the apparent successful Vendor shall furnish proof of the following licenses, certifications, and/or permits upon request and in a form acceptable to the State. The request may be prior to or after contract award at the State's sole discretion.

☐

☐

☐

☐

The apparent successful Vendor shall also furnish proof of any additional licenses or certifications contained in the specifications regardless of whether or not that requirement is listed above.

**8. INSURANCE:** The apparent successful Vendor shall furnish proof of the insurance identified by a checkmark below and must include the State as an additional insured on each policy prior to Contract award. The insurance coverages identified below must be maintained throughout the life of this contract. Thirty (30) days prior to the expiration of the insurance policies, Vendor shall provide the Agency with proof that the insurance mandated herein has been continued. Vendor must also provide Agency with immediate notice of any changes in its insurance policies, including but not limited to, policy cancelation, policy reduction, or change in insurers. The apparent successful Vendor shall also furnish proof of any additional insurance requirements contained in the specifications prior to Contract award regardless of whether or not that insurance requirement is listed in this section.

Vendor must maintain:

☒ **Commercial General Liability Insurance** in at least an amount of: 250,000.00 per occurrence.

☒ **Automobile Liability Insurance** in at least an amount of: 100,000.00 per occurrence.

☐ **Professional/Malpractice/Errors and Omission Insurance** in at least an amount of: \_\_\_\_\_ per occurrence. Notwithstanding the forgoing, Vendor's are not required to list the State as an additional insured for this type of policy.

☐ **Commercial Crime and Third Party Fidelity Insurance** in an amount of: \_\_\_\_\_ per occurrence.

☐ **Cyber Liability Insurance** in an amount of: \_\_\_\_\_ per occurrence.

☐ **Builders Risk Insurance** in an amount equal to 100% of the amount of the Contract.

☐ **Pollution Insurance** in an amount of: \_\_\_\_\_ per occurrence.

☐ **Aircraft Liability** in an amount of: \_\_\_\_\_ per occurrence.

☐☐☐☐

Notwithstanding anything contained in this section to the contrary, the Director of the Purchasing Division reserves the right to waive the requirement that the State be named as an additional insured on one or more of the Vendor's insurance policies if the Director finds that doing so is in the State's best interest.

**9. WORKERS' COMPENSATION INSURANCE:** The apparent successful Vendor shall comply with laws relating to workers compensation, shall maintain workers' compensation insurance when required, and shall furnish proof of workers' compensation insurance upon request.

**10. [Reserved]**

**11. LIQUIDATED DAMAGES:** This clause shall in no way be considered exclusive and shall not limit the State or Agency's right to pursue any other available remedy. Vendor shall pay liquidated damages in the amount specified below or as described in the specifications:

☐ \_\_\_\_\_ for \_\_\_\_\_

☐ Liquidated Damages Contained in the Specifications

**12. ACCEPTANCE:** Vendor's signature on its bid, or on the certification and signature page, constitutes an offer to the State that cannot be unilaterally withdrawn, signifies that the product or service proposed by vendor meets the mandatory requirements contained in the Solicitation for that product or service, unless otherwise indicated, and signifies acceptance of the terms and conditions contained in the Solicitation unless otherwise indicated.

**13. PRICING:** The pricing set forth herein is firm for the life of the Contract, unless specified elsewhere within this Solicitation/Contract by the State. A Vendor's inclusion of price adjustment provisions in its bid, without an express authorization from the State in the Solicitation to do so, may result in bid disqualification. Notwithstanding the foregoing, Vendor must extend any publicly advertised sale price to the State and invoice at the lower of the contract price or the publicly advertised sale price.

**14. PAYMENT IN ARREARS:** Payment in advance is prohibited under this Contract. Payment may only be made after the delivery and acceptance of goods or services. The Vendor shall submit invoices, in arrears.

**15. PAYMENT METHODS:** Vendor must accept payment by electronic funds transfer and P-Card. (The State of West Virginia's Purchasing Card program, administered under contract by a banking institution, processes payment for goods and services through state designated credit cards.)

**16. TAXES:** The Vendor shall pay any applicable sales, use, personal property or any other taxes arising out of this Contract and the transactions contemplated thereby. The State of West Virginia is exempt from federal and state taxes and will not pay or reimburse such taxes.

**17. ADDITIONAL FEES:** Vendor is not permitted to charge additional fees or assess additional charges that were not either expressly provided for in the solicitation published by the State of West Virginia or included in the unit price or lump sum bid amount that Vendor is required by the solicitation to provide. Including such fees or charges as notes to the solicitation may result in rejection of vendor's bid. Requesting such fees or charges be paid after the contract has been awarded may result in cancellation of the contract.

**18. FUNDING:** This Contract shall continue for the term stated herein, contingent upon funds being appropriated by the Legislature or otherwise being made available. In the event funds are not appropriated or otherwise made available, this Contract becomes void and of no effect beginning on July 1 of the fiscal year for which funding has not been appropriated or otherwise made available.

**19. CANCELLATION:** The Purchasing Division Director reserves the right to cancel this Contract immediately upon written notice to the vendor if the materials or workmanship supplied do not conform to the specifications contained in the Contract. The Purchasing Division Director may also cancel any purchase or Contract upon 30 days written notice to the Vendor in accordance with West Virginia Code of State Rules § 148-1-5.2.b.

**20. TIME:** Time is of the essence with regard to all matters of time and performance in this Contract.

**21. APPLICABLE LAW:** This Contract is governed by and interpreted under West Virginia law without giving effect to its choice of law principles. Any information provided in specification manuals, or any other source, verbal or written, which contradicts or violates the West Virginia Constitution, West Virginia Code or West Virginia Code of State Rules is void and of no effect.

**22. COMPLIANCE WITH LAWS:** Vendor shall comply with all applicable federal, state, and local laws, regulations and ordinances. By submitting a bid, Vendor acknowledges that it has reviewed, understands, and will comply with all applicable laws, regulations, and ordinances.

**SUBCONTRACTOR COMPLIANCE:** Vendor shall notify all subcontractors providing commodities or services related to this Contract that as subcontractors, they too are required to comply with all applicable laws, regulations, and ordinances. Notification under this provision must occur prior to the performance of any work under the contract by the subcontractor.

**23. ARBITRATION:** Any references made to arbitration contained in this Contract, Vendor's bid, or in any American Institute of Architects documents pertaining to this Contract are hereby deleted, void, and of no effect.

**24. MODIFICATIONS:** This writing is the parties' final expression of intent. Notwithstanding anything contained in this Contract to the contrary no modification of this Contract shall be binding without mutual written consent of the Agency, and the Vendor, with approval of the Purchasing Division and the Attorney General's office (Attorney General approval is as to form only). Any change to existing contracts that adds work or changes contract cost, and were not included in the original contract, must be approved by the Purchasing Division and the Attorney General's Office (as to form) prior to the implementation of the change or commencement of work affected by the change.

**25. WAIVER:** The failure of either party to insist upon a strict performance of any of the terms or provision of this Contract, or to exercise any option, right, or remedy herein contained, shall not be construed as a waiver or a relinquishment for the future of such term, provision, option, right, or remedy, but the same shall continue in full force and effect. Any waiver must be expressly stated in writing and signed by the waiving party.

**26. SUBSEQUENT FORMS:** The terms and conditions contained in this Contract shall supersede any and all subsequent terms and conditions which may appear on any form documents submitted by Vendor to the Agency or Purchasing Division such as price lists, order forms, invoices, sales agreements, or maintenance agreements, and includes internet websites or other electronic documents. Acceptance or use of Vendor's forms does not constitute acceptance of the terms and conditions contained thereon.

**27. ASSIGNMENT:** Neither this Contract nor any monies due, or to become due hereunder, may be assigned by the Vendor without the express written consent of the Agency, the Purchasing Division, the Attorney General's office (as to form only), and any other government agency or office that may be required to approve such assignments.

**28. WARRANTY:** The Vendor expressly warrants that the goods and/or services covered by this Contract will: (a) conform to the specifications, drawings, samples, or other description furnished or specified by the Agency; (b) be merchantable and fit for the purpose intended; and (c) be free from defect in material and workmanship.

**29. STATE EMPLOYEES:** State employees are not permitted to utilize this Contract for personal use and the Vendor is prohibited from permitting or facilitating the same.

**30. PRIVACY, SECURITY, AND CONFIDENTIALITY:** The Vendor agrees that it will not disclose to anyone, directly or indirectly, any such personally identifiable information or other confidential information gained from the Agency, unless the individual who is the subject of the information consents to the disclosure in writing or the disclosure is made pursuant to the Agency's policies, procedures, and rules. Vendor further agrees to comply with the Confidentiality Policies and Information Security Accountability Requirements, set forth in <http://www.state.wv.us/admin/purchase/privacy/default.html>.

**31. YOUR SUBMISSION IS A PUBLIC DOCUMENT:** Vendor's entire response to the Solicitation and the resulting Contract are public documents. As public documents, they will be disclosed to the public following the bid/proposal opening or award of the contract, as required by the competitive bidding laws of West Virginia Code §§ 5A-3-1 et seq., 5-22-1 et seq., and 5G-1-1 et seq. and the Freedom of Information Act West Virginia Code §§ 29B-1-1 et seq.

DO NOT SUBMIT MATERIAL YOU CONSIDER TO BE CONFIDENTIAL, A TRADE SECRET, OR OTHERWISE NOT SUBJECT TO PUBLIC DISCLOSURE.

Submission of any bid, proposal, or other document to the Purchasing Division constitutes your explicit consent to the subsequent public disclosure of the bid, proposal, or document. The Purchasing Division will disclose any document labeled "confidential," "proprietary," "trade secret," "private," or labeled with any other claim against public disclosure of the documents, to include any "trade secrets" as defined by West Virginia Code § 47-22-1 et seq. All submissions are subject to public disclosure without notice.

**32. LICENSING:** In accordance with West Virginia Code of State Rules § 148-1-6.1.e, Vendor must be licensed and in good standing in accordance with any and all state and local laws and requirements by any state or local agency of West Virginia, including, but not limited to, the West Virginia Secretary of State's Office, the West Virginia Tax Department, West Virginia Insurance Commission, or any other state agency or political subdivision. Obligations related to political subdivisions may include, but are not limited to, business licensing, business and occupation taxes, inspection compliance, permitting, etc. Upon request, the Vendor must provide all necessary releases to obtain information to enable the Purchasing Division Director or the Agency to verify that the Vendor is licensed and in good standing with the above entities.

**SUBCONTRACTOR COMPLIANCE:** Vendor shall notify all subcontractors providing commodities or services related to this Contract that as subcontractors, they too are required to be licensed, in good standing, and up-to-date on all state and local obligations as described in this section. Obligations related to political subdivisions may include, but are not limited to, business licensing, business and occupation taxes, inspection compliance, permitting, etc. Notification under this provision must occur prior to the performance of any work under the contract by the subcontractor.

**33. ANTITRUST:** In submitting a bid to, signing a contract with, or accepting a Award Document from any agency of the State of West Virginia, the Vendor agrees to convey, sell, assign, or transfer to the State of West Virginia all rights, title, and interest in and to all causes of action it may now or hereafter acquire under the antitrust laws of the United States and the State of West Virginia for price fixing and/or unreasonable restraints of trade relating to the particular commodities or services purchased or acquired by the State of West Virginia. Such assignment shall be made and become effective at the time the purchasing agency tenders the initial payment to Vendor.

**34. VENDOR CERTIFICATIONS:** By signing its bid or entering into this Contract, Vendor certifies (1) that its bid or offer was made without prior understanding, agreement, or connection with any corporation, firm, limited liability company, partnership, person or entity submitting a bid or offer for the same material, supplies, equipment or services; (2) that its bid or offer is in all respects fair and without collusion or fraud; (3) that this Contract is accepted or entered into without any prior understanding, agreement, or connection to any other entity that could be considered a violation of law; and (4) that it has reviewed this Solicitation in its entirety; understands the requirements, terms and conditions, and other information contained herein.

Vendor's signature on its bid or offer also affirms that neither it nor its representatives have any interest, nor shall acquire any interest, direct or indirect, which would compromise the performance of its services hereunder. Any such interests shall be promptly presented in detail to the Agency. The individual signing this bid or offer on behalf of Vendor certifies that he or she is authorized by the Vendor to execute this bid or offer or any documents related thereto on Vendor's behalf; that he or she is authorized to bind the Vendor in a contractual relationship; and that, to the best of his or her knowledge, the Vendor has properly registered with any State agency that may require registration.

**35. VENDOR RELATIONSHIP:** The relationship of the Vendor to the State shall be that of an independent contractor and no principal-agent relationship or employer-employee relationship is contemplated or created by this Contract. The Vendor as an independent contractor is solely liable for the acts and omissions of its employees and agents. Vendor shall be responsible for selecting, supervising, and compensating any and all individuals employed pursuant to the terms of this Solicitation and resulting contract. Neither the Vendor, nor any employees or subcontractors of the Vendor, shall be deemed to be employees of the State for any purpose whatsoever. Vendor shall be exclusively responsible for payment of employees and contractors for all wages and salaries, taxes, withholding payments, penalties, fees, fringe benefits, professional liability insurance premiums, contributions to insurance and pension, or other deferred compensation plans, including but not limited to, Workers' Compensation and Social Security obligations, licensing fees, etc. and the filing of all necessary documents, forms, and returns pertinent to all of the foregoing.

Vendor shall hold harmless the State, and shall provide the State and Agency with a defense against any and all claims including, but not limited to, the foregoing payments, withholdings, contributions, taxes, Social Security taxes, and employer income tax returns.

**36. INDEMNIFICATION:** The Vendor agrees to indemnify, defend, and hold harmless the State and the Agency, their officers, and employees from and against: (1) Any claims or losses for services rendered by any subcontractor, person, or firm performing or supplying services, materials, or supplies in connection with the performance of the Contract; (2) Any claims or losses resulting to any person or entity injured or damaged by the Vendor, its officers, employees, or subcontractors by the publication, translation, reproduction, delivery, performance, use, or disposition of any data used under the Contract in a manner not authorized by the Contract, or by Federal or State statutes or regulations; and (3) Any failure of the Vendor, its officers, employees, or subcontractors to observe State and Federal laws including, but not limited to, labor and wage and hour laws.

**37. PURCHASING AFFIDAVIT:** In accordance with West Virginia Code §§ 5A-3-10a and 5-22-1(i), the State is prohibited from awarding a contract to any bidder that owes a debt to the State or a political subdivision of the State, Vendors are required to sign, notarize, and submit the Purchasing Affidavit to the Purchasing Division affirming under oath that it is not in default on any monetary obligation owed to the state or a political subdivision of the state.

**38. ADDITIONAL AGENCY AND LOCAL GOVERNMENT USE:** This Contract may be utilized by other agencies, spending units, and political subdivisions of the State of West Virginia; county, municipal, and other local government bodies; and school districts ("Other Government Entities"), provided that both the Other Government Entity and the Vendor agree. Any extension of this Contract to the aforementioned Other Government Entities must be on the same prices, terms, and conditions as those offered and agreed to in this Contract, provided that such extension is in compliance with the applicable laws, rules, and ordinances of the Other Government Entity. A refusal to extend this Contract to the Other Government Entities shall not impact or influence the award of this Contract in any manner.

**39. CONFLICT OF INTEREST:** Vendor, its officers or members or employees, shall not presently have or acquire an interest, direct or indirect, which would conflict with or compromise the performance of its obligations hereunder. Vendor shall periodically inquire of its officers, members and employees to ensure that a conflict of interest does not arise. Any conflict of interest discovered shall be promptly presented in detail to the Agency.

**40. REPORTS:** Vendor shall provide the Agency and/or the Purchasing Division with the following reports identified by a checked box below:

☒ Such reports as the Agency and/or the Purchasing Division may request. Requested reports may include, but are not limited to, quantities purchased, agencies utilizing the contract, total contract expenditures by agency, etc.

☒ Quarterly reports detailing the total quantity of purchases in units and dollars, along with a listing of purchases by agency. Quarterly reports should be delivered to the Purchasing Division via email at [purchasing.requisitions@wv.gov](mailto:purchasing.requisitions@wv.gov).

**41. BACKGROUND CHECK:** In accordance with W. Va. Code § 15-2D-3, the Director of the Division of Protective Services shall require any service provider whose employees are regularly employed on the grounds or in the buildings of the Capitol complex or who have access to sensitive or critical information to submit to a fingerprint-based state and federal background inquiry through the state repository. The service provider is responsible for any costs associated with the fingerprint-based state and federal background inquiry.

After the contract for such services has been approved, but before any such employees are permitted to be on the grounds or in the buildings of the Capitol complex or have access to sensitive or critical information, the service provider shall submit a list of all persons who will be physically present and working at the Capitol complex to the Director of the Division of Protective Services for purposes of verifying compliance with this provision. The State reserves the right to prohibit a service provider's employees from accessing sensitive or critical information or to be present at the Capitol complex based upon results addressed from a criminal background check.

Revised 01/09/2020

Service providers should contact the West Virginia Division of Protective Services by phone at (304) 558-9911 for more information.

**42. PREFERENCE FOR USE OF DOMESTIC STEEL PRODUCTS:** Except when authorized by the Director of the Purchasing Division pursuant to W. Va. Code § 5A-3-56, no contractor may use or supply steel products for a State Contract Project other than those steel products made in the United States. A contractor who uses steel products in violation of this section may be subject to civil penalties pursuant to W. Va. Code § 5A-3-56. As used in this section:

- a. "State Contract Project" means any erection or construction of, or any addition to, alteration of or other improvement to any building or structure, including, but not limited to, roads or highways, or the installation of any heating or cooling or ventilating plants or other equipment, or the supply of and materials for such projects, pursuant to a contract with the State of West Virginia for which bids were solicited on or after June 6, 2001.
- b. "Steel Products" means products rolled, formed, shaped, drawn, extruded, forged, cast, fabricated or otherwise similarly processed, or processed by a combination of two or more or such operations, from steel made by the open hearth, basic oxygen, electric furnace, Bessemer or other steel making process. The Purchasing Division Director may, in writing, authorize the use of foreign steel products if:
- c. The cost for each contract item used does not exceed one tenth of one percent (.1%) of the total contract cost or two thousand five hundred dollars (\$2,500.00), whichever is greater. For the purposes of this section, the cost is the value of the steel product as delivered to the project; or
- d. The Director of the Purchasing Division determines that specified steel materials are not produced in the United States in sufficient quantity or otherwise are not reasonably available to meet contract requirements.

**43. PREFERENCE FOR USE OF DOMESTIC ALUMINUM, GLASS, AND STEEL:** In Accordance with W. Va. Code § 5-19-1 et seq., and W. Va. CSR § 148-10-1 et seq., for every contract or subcontract, subject to the limitations contained herein, for the construction, reconstruction, alteration, repair, improvement or maintenance of public works or for the purchase of any item of machinery or equipment to be used at sites of public works, only domestic aluminum, glass or steel products shall be supplied unless the spending officer determines, in writing, after the receipt of offers or bids, (1) that the cost of domestic aluminum, glass or steel products is unreasonable or inconsistent with the public interest of the State of West Virginia, (2) that domestic aluminum, glass or steel products are not produced in sufficient quantities to meet the contract requirements, or (3) the available domestic aluminum, glass, or steel do not meet the contract specifications. This provision only applies to public works contracts awarded in an amount more than fifty thousand dollars (\$50,000) or public works contracts that require more than ten thousand pounds of steel products.

The cost of domestic aluminum, glass, or steel products may be unreasonable if the cost is more than twenty percent (20%) of the bid or offered price for foreign made aluminum, glass, or steel products. If the domestic aluminum, glass or steel products to be supplied or produced in a


“substantial labor surplus area”, as defined by the United States Department of Labor, the cost of domestic aluminum, glass, or steel products may be unreasonable if the cost is more than thirty percent (30%) of the bid or offered price for foreign made aluminum, glass, or steel products. This preference shall be applied to an item of machinery or equipment, as indicated above, when the item is a single unit of equipment or machinery manufactured primarily of aluminum, glass or steel, is part of a public works contract and has the sole purpose or of being a permanent part of a single public works project. This provision does not apply to equipment or machinery purchased by a spending unit for use by that spending unit and not as part of a single public works project.

All bids and offers including domestic aluminum, glass or steel products that exceed bid or offer prices including foreign aluminum, glass or steel products after application of the preferences provided in this provision may be reduced to a price equal to or lower than the lowest bid or offer price for foreign aluminum, glass or steel products plus the applicable preference. If the reduced bid or offer prices are made in writing and supersede the prior bid or offer prices, all bids or offers, including the reduced bid or offer prices, will be reevaluated in accordance with this rule.

**44. INTERESTED PARTY SUPPLEMENTAL DISCLOSURE:** W. Va. Code § 6D-1-2 requires that for contracts with an actual or estimated value of at least \$1 million, the vendor must submit to the Agency a supplemental disclosure of interested parties reflecting any new or differing interested parties to the contract, which were not included in the original pre-award interested party disclosure, within 30 days following the completion or termination of the contract. A copy of that form is included with this solicitation or can be obtained from the WV Ethics Commission. This requirement does not apply to publicly traded companies listed on a national or international stock exchange. A more detailed definition of interested parties can be obtained from the form referenced above.

**45. PROHIBITION AGAINST USED OR REFURBISHED:** Unless expressly permitted in the solicitation published by the State, Vendor must provide new, unused commodities, and is prohibited from supplying used or refurbished commodities, in fulfilling its responsibilities under this Contract.

**DESIGNATED CONTACT:** Vendor appoints the individual identified in this Section as the Contract Administrator and the initial point of contact for matters relating to this Contract.

  
National Bid Manager  
\_\_\_\_\_  
(Name, Title)  
Mary Goltz National Bid Manager  
\_\_\_\_\_  
(Printed Name and Title)  
528 Fairmont Avenue, Fairmont, WV 26554  
\_\_\_\_\_  
(Address)  
910-515-0538 / 304-366-3968  
\_\_\_\_\_  
(Phone Number) / (Fax Number)  
bids@ppg.com  
\_\_\_\_\_  
(email address)

**CERTIFICATION AND SIGNATURE:** By signing below, or submitting documentation through wvOASIS, I certify that I have reviewed this Solicitation in its entirety; that I understand the requirements, terms and conditions, and other information contained herein; that this bid, offer or proposal constitutes an offer to the State that cannot be unilaterally withdrawn; that the product or service proposed meets the mandatory requirements contained in the Solicitation for that product or service, unless otherwise stated herein; that the Vendor accepts the terms and conditions contained in the Solicitation, unless otherwise stated herein; that I am submitting this bid, offer or proposal for review and consideration; that I am authorized by the vendor to execute and submit this bid, offer, or proposal, or any documents related thereto on vendor's behalf; that I am authorized to bind the vendor in a contractual relationship; and that to the best of my knowledge, the vendor has properly registered with any State agency that may require registration.

PPG Architectural Finishes, Inc.

(Company) \_\_\_\_\_

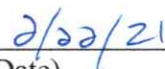
 **SIGN HERE**

  
Robert Schillinger National Sales Manager  
\_\_\_\_\_

(Authorized Signature) (Representative Name, Title)

Robert Schillinger National Sales Manager  
\_\_\_\_\_

(Printed Name and Title of Authorized Representative)

  
\_\_\_\_\_  
(Date)

910-515-0538 304-3663968  
\_\_\_\_\_

(Phone Number) (Fax Number)

STATE OF WEST VIRGINIA  
Purchasing Division

# PURCHASING AFFIDAVIT

**CONSTRUCTION CONTRACTS:** Under W. Va. Code § 5-22-1(i), the contracting public entity shall not award a construction contract to any bidder that is known to be in default on any monetary obligation owed to the state or a political subdivision of the state, including, but not limited to, obligations related to payroll taxes, property taxes, sales and use taxes, fire service fees, or other fines or fees.

**ALL CONTRACTS:** Under W. Va. Code §5A-3-10a, no contract or renewal of any contract may be awarded by the state or any of its political subdivisions to any vendor or prospective vendor when the vendor or prospective vendor or a related party to the vendor or prospective vendor is a debtor and: (1) the debt owed is an amount greater than one thousand dollars in the aggregate; or (2) the debtor is in employer default.

**EXCEPTION:** The prohibition listed above does not apply where a vendor has contested any tax administered pursuant to chapter eleven of the W. Va. Code, workers' compensation premium, permit fee or environmental fee or assessment and the matter has not become final or where the vendor has entered into a payment plan or agreement and the vendor is not in default of any of the provisions of such plan or agreement.

**DEFINITIONS:**

**"Debt"** means any assessment, premium, penalty, fine, tax or other amount of money owed to the state or any of its political subdivisions because of a judgment, fine, permit violation, license assessment, defaulted workers' compensation premium, penalty or other assessment presently delinquent or due and required to be paid to the state or any of its political subdivisions, including any interest or additional penalties accrued thereon.

**"Employer default"** means having an outstanding balance or liability to the old fund or to the uninsured employers' fund or being in policy default, as defined in W. Va. Code § 23-2c-2, failure to maintain mandatory workers' compensation coverage, or failure to fully meet its obligations as a workers' compensation self-insured employer. An employer is not in employer default if it has entered into a repayment agreement with the Insurance Commissioner and remains in compliance with the obligations under the repayment agreement.

**"Related party"** means a party, whether an individual, corporation, partnership, association, limited liability company or any other form or business association or other entity whatsoever, related to any vendor by blood, marriage, ownership or contract through which the party has a relationship of ownership or other interest with the vendor so that the party will actually or by effect receive or control a portion of the benefit, profit or other consideration from performance of a vendor contract with the party receiving an amount that meets or exceeds five percent of the total contract amount.

**AFFIRMATION:** By signing this form, the vendor's authorized signer affirms and acknowledges under penalty of law for false swearing (W. Va. Code §61-5-3) that: (1) for construction contracts, the vendor is not in default on any monetary obligation owed to the state or a political subdivision of the state, and (2) for all other contracts, that neither vendor nor any related party owe a debt as defined above and that neither vendor nor any related party are in employer default as defined above, unless the debt or employer default is permitted under the exception above.

**WITNESS THE FOLLOWING SIGNATURE:**

Vendor's Name: PPG Architectural Finishes, Inc.

Authorized Signature: [Signature]

**SIGN HERE**

Date: 2/22/21


State of Missouri

County of ST. LOUIS, to-wit:

Taken, subscribed, and sworn to before me this 22 day of February, 2021.

My Commission expires April 3, 2022.

**AFFIX SEAL HERE**



**NOTARY PUBLIC**

[Signature]

Purchasing Affidavit (Revised 01/19/2018)

# West Virginia Ethics Commission



## Disclosure of Interested Parties to Contracts

Pursuant to *W. Va. Code* § 6D-1-2, a state agency may not enter into a contract, or a series of related contracts, that has/have an actual or estimated value of \$1 million or more until the business entity submits to the contracting state agency a Disclosure of Interested Parties to the applicable contract. In addition, the business entity awarded a contract is obligated to submit a supplemental Disclosure of Interested Parties reflecting any new or differing interested parties to the contract within 30 days following the completion or termination of the applicable contract.

For purposes of complying with these requirements, the following definitions apply:

*"Business entity"* means any entity recognized by law through which business is conducted, including a sole proprietorship, partnership or corporation, but does not include publicly traded companies listed on a national or international stock exchange.

*"Interested party"* or *"Interested parties"* means:

- (1) A business entity performing work or service pursuant to, or in furtherance of, the applicable contract, including specifically sub-contractors;
- (2) the person(s) who have an ownership interest equal to or greater than 25% in the business entity performing work or service pursuant to, or in furtherance of, the applicable contract. (This subdivision does not apply to a publicly traded company); and
- (3) the person or business entity, if any, that served as a compensated broker or intermediary to actively facilitate the applicable contract or negotiated the terms of the applicable contract with the state agency. (This subdivision does not apply to persons or business entities performing legal services related to the negotiation or drafting of the applicable contract.)

*"State agency"* means a board, commission, office, department or other agency in the executive, judicial or legislative branch of state government, including publicly funded institutions of higher education: Provided, that for purposes of *W. Va. Code* § 6D-1-2, the West Virginia Investment Management Board shall not be deemed a state agency nor subject to the requirements of that provision.

The contracting business entity must complete this form and submit it to the contracting state agency prior to contract award and to complete another form within 30 days of contract completion or termination.

*This form was created by the State of West Virginia Ethics Commission, 210 Brooks Street, Suite 300, Charleston, WV 25301-1804. Telephone: (304)558-0664; fax: (304)558-2169; e-mail: [ethics@wv.gov](mailto:ethics@wv.gov); website: [www.ethics.wv.gov](http://www.ethics.wv.gov).*

West Virginia Ethics Commission  
**Disclosure of Interested Parties to Contracts**

(Required by W. Va. Code § 6D-1-2)

Name of Contracting Business Entity: PPG Architectural Finishes, Inc. Address: 528 Fairmont Avenue  
Fairmont, WV 26554

Name of Authorized Agent: Robert Schillinger Address: 400 Bertha Lamme Drive, Cranberry Township, PA 16066

Contract Number: CRFQ SWC21\*12 Contract Description: Paint & Painting Supplies

Governmental agency awarding contract: Purchasing Division

☐ Check here if this is a Supplemental Disclosure

List the Names of Interested Parties to the contract which are known or reasonably anticipated by the contracting business entity for each category below (attach additional pages if necessary):

**1. Subcontractors or other entities performing work or service under the Contract**

☒ Check here if none, otherwise list entity/individual names below.

**2. Any person or entity who owns 25% or more of contracting entity (not applicable to publicly traded entities)**

☐ Check here if none, otherwise list entity/individual names below.

**3. Any person or entity that facilitated, or negotiated the terms of, the applicable contract (excluding legal services related to the negotiation or drafting of the applicable contract)**

☒ Check here if none, otherwise list entity/individual names below.

Signature: [Signature]

**SIGN HERE**

Date Signed: 2/22/21

**Notary Verification**

State of Missouri, County of St. Louis:

I, Robert Schillinger, the authorized agent of the contracting business entity listed above, being duly sworn, acknowledge that the Disclosure herein is being made under oath and under the penalty of perjury.

Taken, sworn to and subscribed before me this 22 day of February, 2021.

[Signature]


Notary Public's Signature

**To be completed by State Agency:**

Date Received by State Agency: \_\_\_\_\_

Date submitted to Ethics Commission: \_\_\_\_\_

Governmental agency submitting Disclosure: Purchasing Division



Revised June 8, 2018



## GENERAL DESCRIPTION

Our best professional interior latex flat is formulated to meet the performance requirements of professional applicators. *SPEEDHIDE* Interior Enamel Latex Flat is designed as a high hiding product when applied by brush, roller or spray. This low-VOC, low-odor paint enables a space to be painted while occupied while delivering the durable product performance required. It dries to a flat finish to help hide tape joints and surface imperfections. *SPEEDHIDE* Interior Latex Flat is recommended for all interior walls, ceilings, and trim where a flat finish is desirable.

## RECOMMENDED SUBSTRATES

Concrete	Gypsum Wallboard-Drywall
Concrete/Masonry Block	Plaster
Ferrous Metal	Wood

## CONFORMANCE STANDARDS

- VOC compliant in all regulated areas
- Can help earn LEED® 2009 credits
- MPI® approval in Category #53, Interior Latex, MPI Gloss Level 1
- Meets MPI Green Performance Standards (GPS-1 and GPS-2)
- MPI approval in Category #53X-Green

## APPLICATION INFORMATION

Stir thoroughly before using and occasionally when in use. When using more than one can of the same color, intermix to ensure color uniformity. USE WITH ADEQUATE VENTILATION. KEEP OUT OF REACH OF CHILDREN. Read all label and Material Safety Data Sheet (MSDS) information prior to use. MSDS are available through our website or by calling 1-800-441-9695.

**Application Equipment:** Apply with a high quality brush, roller, paint pad, or by airless spray equipment. Where necessary, apply a second coat.

**Airless Spray:** Pressure 2000 psi, tip 0.015" - 0.021"

Spray equipment must be handled with due care and in accordance with manufacturer's recommendation. High-pressure injection of coatings into the skin by airless equipment may cause serious injury.

**Brush:** Polyester/Nylon Brush

**Roller:** 3/8" - 3/4" nap roller cover

**Thinning:** Thinning is not usually required. If necessary, thin with up to 1/4 pint (118mL) of water per U.S. gallon (3.78 L) of paint.

### Permissible temperatures during application:

Material:	50 to 90°F	10 to 32°C
Ambient:	50 to 90°F	10 to 32°C
Substrate:	50 to 90°F	10 to 32°C

## FEATURES / BENEFITS

### Features

- Less than 50 g/L VOC
- Excellent hiding power and coverage
- Good color and sheen uniformity
- Good film build and sag resistance
- Soap and water cleanup
- MPI approval in Category #53, Interior Latex, MPI Gloss Level 1
- MPI approval in Category #53X-Green
- Can help earn LEED 2009 credits

## TINTING AND BASE INFORMATION

Refer to the appropriate color formula book, automatic tinting equipment, and or computer color matching system for color formulas and tinting instructions.

6-45	Bright White and Bright Base
6-70	White and Pastel Base
6-85	Midtone Base*
6-87	Neutral Base*

\*Must be tinted before use.

Some colors, or drastic color changes, or porous substrates may require more than one coat to achieve a uniform finish.

## PRODUCT DATA

<b>PRODUCT TYPE:</b>	Vinyl Acrylic Latex
<b>SHEEN:</b>	Flat: 0 to 5 (60° Gloss Meter)
<b>VOLUME SOLIDS*:</b>	32% +/- 2%
<b>WEIGHT SOLIDS*:</b>	50% +/- 2%
<b>VOC*:</b>	<50 g/L (0.4 lbs./gal.)
<b>WEIGHT/GALLON*:</b>	11.6 lbs. (5.3 kg) +/- 0.2 lbs. (91 g)

\*Product data calculated on product 6-70.

**COVERAGE:** Approximately 400 sq. ft./gal. (37 sq. m/3.78L) per U.S. Gallon (3.78L) on smooth, nonporous surfaces.

Wet Film Thickness: 4.0 mils

Wet Microns: 102

Dry Film Thickness: 1.3 mils

Dry Microns: 33

Coverage figures do not include loss due to surface irregularities and porosity or material loss due to application method or mixing.

**DRYING TIME:** Dry time @ 77°F (25°C); 50% relative humidity.

To Touch: 1 hour

To Recoat: 4 hours

To Full Cure: 30 days

Drying times listed may vary depending on temperature, humidity, film build, color, and air movement.

**CLEANUP:** Clean tools with warm soapy water.

**WASHING INSTRUCTIONS:** Wait at least 14 days after painting before cleaning the surface with a non-abrasive mild cleaner.

**DISPOSAL:** Contact your local environmental regulatory agency for guidance on disposal of unused product. Do not pour down a drain or storm sewer.

**FLASH POINT:** Over 200°F (93°C)

### Benefits

- Meets the most stringent environmental regulations nationwide
- Provides a uniform flat finish
- Better finished appearance
- Resists runs and drips on the wall
- Safe waterborne formula
- Meets strict performance and aesthetic requirements
- Meets MPI's most stringent environmental standard
- Contributes to sustainable design

## GENERAL SURFACE PREPARATION

Surfaces to be coated must be dry, clean, sound, and free from all contamination including loose and peeling paint, dirt, grease, oil, wax, concrete curing agents and bond breakers, chalk, efflorescence, mildew, rust, product fines, and dust. Remove loose paint, chalk, and efflorescence by wire brushing, scraping, sanding, and/or pressure washing. Putty all nail holes and caulk all cracks and open seams. Sand all glossy, rough, and patched surfaces. Feather back all rough edges to sound surface by sanding. Prime all bare and porous substrates with an appropriate primer.

**WARNING!** If you scrape, sand, or remove old paint, you may release lead dust or fumes. LEAD IS TOXIC. EXPOSURE TO LEAD DUST OR FUMES CAN CAUSE SERIOUS ILLNESS, SUCH AS BRAIN DAMAGE, ESPECIALLY IN CHILDREN. PREGNANT WOMEN SHOULD ALSO AVOID EXPOSURE. Wear a properly fitted NIOSH-approved respirator and prevent skin contact to control lead exposure. Clean up carefully with a HEPA vacuum and a wet mop. Before you start, find out how to protect yourself and your family by contacting the USEPA National Lead Information Hotline at 1-800-424-LEAD or log on to [www.epa.gov/lead](http://www.epa.gov/lead). In Canada contact a regional Health Canada office. Follow these instructions to control exposure to other hazardous substances that may be released during surface preparation.

**CONCRETE:** New concrete should cure for at least 30 days and preferably 90 days prior to priming and painting. The pH of the substrate must be less than 10 before priming with an alkali resistant primer.

**CONCRETE/MASONRY BLOCK:** Mortar should cure for at least 30 days and preferably 90 days prior to priming. Fill block with an appropriate block filler. Surfaces previously coated with water thinned cement-based paint must be prepared with extra care. If the material appears to be adhering tightly, a masonry sealer may be applied to seal the surface. Check adhesion by applying a piece of masking tape. If the sealer peels off and has loose particles, remove all chalking or crumbling material, re-seal and re-check adhesion.

**FERROUS METAL:** The surface must be cleaned thoroughly to remove any dust, rust, and surface contaminants, and then primed.

**GYPSUM WALLBOARD-DRYWALL:** Nails or screws should be countersunk, and they along with any indentations should be mudded flush with the surface, sanded smooth and cleaned to remove any dust, then prime prior to painting the substrate.

**PLASTER:** Plaster, hardcoat, skim coat, or other alkaline surfaces should be allowed to cure for at least 30 days prior to priming with an alkali resistant primer.

**WOOD:** Unpainted wood or wood in poor condition should be sanded smooth, wiped clean, then primed. Any knots or resinous areas must be primed before painting. Countersink all nails, putty flush with surface, then prime.

**SOLUBLE STAINS:** Apply a SEAL GRIP® primer over the stained area prior to coating, to avoid bleeding the stain into the topcoat.

## RECOMMENDED PRIMERS

Concrete	4-603, 17-921
Concrete/Masonry Block (block fillers)	6-7, 6-15
Concrete/Masonry Block (primers, sealers)	4-603, 17-921
Ferrous Metal	90-712, 90-912
Gypsum Wallboard-Drywall	6-2, 6-4, 9-900, 12-900
Plaster	4-603, 17-921
Wood	6-2, 9-900, 17-921, 12-900

## LIMITATIONS OF USE

FOR INTERIOR USE ONLY. Apply when air, product and surface temperatures are between 50°F (10°C) and 90°F (32°C).

Not recommended for use on floors or in high humidity areas.

PROTECT FROM FREEZING.

## PACKAGING

1-Gallon (3.78 L)  
5-Gallon (18.9 L)

The PPG logo is a registered trademark of PPG Industries Ohio, Inc. *SPEEDHIDE* and *SEAL GRIP* are registered trademarks of PPG Architectural Finishes, Inc. *LEED* is a registered trademark of the US Green Building Council. The *Master Painters Institute* and *MPI* are registered trademarks of Master Painters Institute, Inc.

PPG Architectural Finishes, Inc. believes the technical data presented is currently accurate; however, no guarantee of accuracy, comprehensiveness, or performance is given or implied. Improvements in coatings technology may cause future technical data to vary from what is in this bulletin. For complete, up-to-date technical information, visit our web site or call 1-800-441-9695.



PPG Industries, Inc.  
Architectural Coatings  
One PPG Place  
Pittsburgh, PA 15272  
[www.ppgpittsburghpaints.com](http://www.ppgpittsburghpaints.com)  
[www.ppgporterpaints.com](http://www.ppgporterpaints.com)

Technical Services  
1-800-441-9695  
1-888-807-5123 fax

Architect/Specifier  
1-888-PPG-IDEA

PPG Canada, Inc.  
Architectural Coatings  
4 Kenview Blvd  
Brampton, ON L6T 5E4

A2.2 3/2018  
(Supersedes 4/2013)

Made in the  
**USA**



## Architectural Coatings

## SPEEDHIDE Interior Enamel Latex Semi-Gloss

## GENERAL DESCRIPTION

Our best professional interior latex semi-gloss is formulated to meet the performance requirements of professional applicators. *SPEEDHIDE* Interior Enamel Latex Semi-Gloss is designed as a high hiding product with good durability. This low-VOC, low-odor paint enables a space to be painted while occupied while delivering the durable product performance required. It provides a smooth, semi-gloss finish on interior walls, ceilings, and trim surfaces. Recommended for use on properly prepared and primed or previously painted drywall, plaster, masonry, wood, and metal surfaces.

## RECOMMENDED SUBSTRATES

Concrete	Gypsum Wallboard-Drywall
Concrete/Masonry Block	Plaster
Ferrous Metal	Wood

## CONFORMANCE STANDARDS

- All bases are VOC compliant in all regulated areas
- Can help earn LEED® 2009 credits
- MPI approval in Category #54, Interior Latex, MPI® Gloss Level 5
- All bases meet MPI approval in Category #54X-Green, Interior Latex, Gloss 5
- Meets MPI Green Performance Standards (GPS-1)
- Meets the Collaborative for High Performance Schools (CHPS) Low-Emitting Materials criteria section 01350

## APPLICATION INFORMATION

Stir thoroughly before using and occasionally when in use. When using more than one can of the same color, intermix to ensure color uniformity. **USE WITH ADEQUATE VENTILATION. KEEP OUT OF REACH OF CHILDREN.** Read all label and Material Safety Data Sheet (MSDS) information prior to use. MSDS are available through our website or by calling 1-800-441-9695.

**Application Equipment:** Apply with a high quality brush, roller, paint pad, or by spray equipment.

**Airless Spray:** Pressure 2000 psi, tip 0.015" - 0.021"

Spray equipment must be handled with due care and in accordance with manufacturer's recommendation. High-pressure injection of coatings into the skin by airless equipment may cause serious injury.

**Brush:** Polyester/Nylon Brush

**Roller:** 3/16" - 3/8" nap roller cover.

**Thinning:** Thinning is not usually required. If necessary, add up to 1/4 pint (118 mL) of water per gallon (3.78L) of paint.

**Permissible temperatures during application:**

Material:	50 to 90°F	10 to 32°C
Ambient:	50 to 100°F	10 to 38°C
Substrate:	50 to 100°F	10 to 38°C

## FEATURES / BENEFITS

## Features

All bases are less than 50 g/L VOC  
Excellent hiding power and coverage  
Good color and sheen uniformity  
Good flow and leveling  
Good brushability  
Good block resistance  
Soap and water cleanup  
MPI approval in category #54, Interior Latex, MPI Gloss Level 5  
All bases meet MPI approval in category #54X-Green  
Can help earn LEED 2009 credits

## TINTING AND BASE INFORMATION

Refer to the appropriate color formula book, automatic tinting equipment, and or computer color matching system for color formulas and tinting instructions.

6-500	White and Pastel Base
6-515	Midtone Base*
6-517	Neutral Base*
6-544	Off White
6-576	Bone White

\*Must be tinted before use.

Some colors, drastic color changes, or porous substrates may require more than one coat to achieve a uniform finish.

## PRODUCT DATA

<b>PRODUCT TYPE:</b>	Acrylic Latex
<b>SHEEN:</b>	Semi-Gloss: 50 to 60 (60° Gloss Meter)
<b>VOLUME SOLIDS*:</b>	36% +/- 2%
<b>WEIGHT SOLIDS*:</b>	48% +/- 2%
<b>VOC:</b>	
Bases	<50 g/L (0.4 lbs./gal.)
6-544	88 g/L (0.7 lbs./gal.)
6-576	85 g/L (0.7 lbs./gal.)

**WEIGHT/GALLON\*:** 10.3 lbs. (4.7 kg) +/- 0.2 lbs. (91 g)

\*Product data calculated on product 6-500.

**COVERAGE:** Approximately 400 sq. ft./gal.(37 sq. m/3.78L) depending on surface texture and porosity.

Wet Film Thickness: 4.0 mils

Wet Microns: 102

Dry Film Thickness: 1.4 mils

Dry Microns: 36 microns

Coverage figures do not include loss due to surface irregularities and porosity or material loss due to application method or mixing.

**DRYING TIME:** Dry time @ 77°F (25°C); 50% relative humidity.

To Touch: 1 hour

To Recoat: 4 hours

To Full Cure: 30 days

Drying times listed may vary depending on temperature, humidity, film build, color, and air movement.

**CLEANUP:** Clean tools with warm, soapy water.

**WASHING INSTRUCTIONS:** Wait at least 14 days after painting before cleaning the surface with a non-abrasive mild cleaner.

**DISPOSAL:** Contact your local environmental regulatory agency for guidance on disposal of unused product. Do not pour down a drain or storm sewer.

**FLASH POINT:** Over 200°F (93°C)

## Benefits

Meets the most stringent environmental regulations nationwide  
Provides a uniform semi-gloss finish  
Better finished appearance  
Less brush marks on the paint film / Better coverage on trim  
Less brush marks on the paint film  
Tack free film / ideal for doors, doorframes, and windowsills  
Safe waterborne formula  
Meets strict performance and aesthetic requirements  
Meets MPI's most stringent environmental standard  
Contributes to sustainable design

## GENERAL SURFACE PREPARATION

Surfaces to be coated must be dry, clean, sound, and free from all contamination including loose and peeling paint, dirt, grease, oil, wax, concrete curing agents and bond breakers, chalk, efflorescence, mildew, rust, product fines, and dust. Remove loose paint, chalk, and efflorescence by wire brushing, scraping, sanding, and/or pressure washing. Putty all nail holes and caulk all cracks and open seams. Sand all glossy, rough, and patched surfaces. Feather back all rough edges to sound surface by sanding. Prime all bare and porous substrates with an appropriate primer.

**WARNING!** If you scrape, sand, or remove old paint, you may release lead dust or fumes. **LEAD IS TOXIC. EXPOSURE TO LEAD DUST OR FUMES CAN CAUSE SERIOUS ILLNESS, SUCH AS BRAIN DAMAGE, ESPECIALLY IN CHILDREN. PREGNANT WOMEN SHOULD ALSO AVOID EXPOSURE.** Wear a properly fitted NIOSH-approved respirator and prevent skin contact to control lead exposure. Clean up carefully with a HEPA vacuum and a wet mop. Before you start, find out how to protect yourself and your family by contacting the USEPA National Lead Information Hotline at 1-800-424-LEAD or log on to [www.epa.gov/lead](http://www.epa.gov/lead). In Canada contact a regional Health Canada office. Follow these instructions to control exposure to other hazardous substances that may be released during surface preparation.

**CONCRETE:** New concrete should cure for at least 30 days and preferably 90 days prior to priming and painting. The pH of the substrate must be less than 10 before priming with an alkali resistant primer.

**CONCRETE/MASONRY BLOCK:** Mortar should cure for at least 30 days and preferably 90 days prior to priming. Fill block with an appropriate block filler. Surfaces previously coated with water thinned cement-based paint must be prepared with extra care. If the material appears to be adhering tightly, a masonry sealer may be applied to seal the surface. Check adhesion by applying a piece of masking tape. If the sealer peels off and has loose particles, remove all chalking or crumbling material, re-seal and re-check adhesion.

**FERROUS METAL:** The surface must be cleaned thoroughly to remove any dust, rust, and surface contaminants, and then primed.

**GYPSUM WALLBOARD-DRYWALL:** Nails or screws should be countersunk, and they along with any indentations should be mudded flush with the surface, sanded smooth and cleaned to remove any dust, then prime prior to painting the substrate.

**PLASTER:** Plaster, hardcoat, skim coat, or other alkaline surfaces should be allowed to cure for at least 30 days prior to priming with an alkali resistant primer.

**WOOD:** Unpainted wood or wood in poor condition should be sanded smooth, wiped clean, then primed. Any knots or resinous areas must be primed before painting. Countersink all nails, putty flush with surface, then prime.

**SOLUBLE STAINS:** Apply a SEAL-GRIP® primer over the stained area prior to coating, to avoid bleeding the stain into the topcoat.

## RECOMMENDED PRIMERS

Concrete	4-603, 17-921
Concrete/Masonry Block (block fillers)	6-7, 6-15
Concrete/Masonry Block (primers, sealers)	4-603, 17-921
Ferrous Metal	90-712, 90-912
Gypsum Wallboard-Drywall	6-2, 6-4, 9-900, 12-900
Plaster	4-603, 17-921
Wood	6-2, 9-900, 12-900, 17-921

## LIMITATIONS OF USE

FOR INTERIOR USE ONLY. Apply when air, surface and product temperatures are between 50°F (10°C) and 90°F (32°C).

Not recommended for use on floors.

PROTECT FROM FREEZING.

## PACKAGING

1-Gallon (3.78 L)  
5-Gallon (18.9 L)

Not all products are available in all sizes.

The PPG logo is a registered trademark and *Ecological Solutions from PPG* is a trademark of PPG Industries Ohio, Inc. *SPEEDHIDE* is a registered trademark of PPG Architectural Finishes, Inc. The *Master Painters Institute* and *MPI* are registered trademarks of Master Painters Institute, Inc. *LEED* is a registered trademark of the US Green Building Council.

PPG Architectural Finishes, Inc. believes the technical data presented is currently accurate; however, no guarantee of accuracy, comprehensiveness, or performance is given or implied. Improvements in coatings technology may cause future technical data to vary from what is in this bulletin. For complete, up-to-date technical information, visit our web site or call 1-800-441-9695.



PPG Industries, Inc.  
Architectural Coatings  
One PPG Place  
Pittsburgh, PA 15272  
[www.ppgpittsburghpaints.com](http://www.ppgpittsburghpaints.com)  
[www.ppgporterpaints.com](http://www.ppgporterpaints.com)

Technical Services  
1-800-441-9695  
1-888-807-5123 fax

Architect/Specifier  
1-888-PPG-IDEA

PPG Architectural Coatings Canada Inc.  
4 Kenview Boulevard  
Brampton, ON L6T 5E4

A3.8 3/2014  
(Supersedes 4/2013)

Made in the  
**USA**



## Architectural Coatings

## PPG Manor Hall Interior 100% Acrylic Latex Paint &amp; Primer In One Flat

## GENERAL DESCRIPTION

*Manor Hall* Interior Paint & Primer in One is a super premium latex that was developed to resist household stains through the combination of resin and proprietary formulation. The 100% acrylic latex has outstanding adhesion and coverage and offers a burnish and mildew resistant coating, providing the durability for use in high humidity and high traffic areas. Outstanding hiding is aided by excellent flow and leveling which provides a rich, smooth film with a beautiful, matte finish.

## RECOMMENDED SUBSTRATES

Concrete/Masonry	Gypsum Wallboard-Drywall
Concrete Block (CMU)	Plaster
Ferrous Metal	Wood

## CONFORMANCE STANDARDS

VOC compliant in all regulated areas  
MPI approved in category 53

## PRODUCT INFORMATION

82-3110	White & Pastel Base
82-3120	Midtone Base*
82-3140	Ultra Deep Base*

\*Must be tinted before use.

Refer to the appropriate color formula book, automatic tinting equipment, and or computer color matching system for color formulas and tinting instructions.

## PACKAGING

Quart (946 mL)  
1-Gallon (3.78 L)  
5-Gallon (18.9 L)

Not all products are available in all sizes.

## PRODUCT DATA

<b>PRODUCT TYPE:</b>	100% Acrylic Latex
<b>SHEEN:</b>	Flat, 1-3 @60° & 85°
<b>VOLUME SOLIDS*:</b>	44% +/- 2%
<b>WEIGHT SOLIDS*:</b>	62% +/- 2%
<b>WEIGHT/GALLON*:</b>	12.5 lbs. (5.7 kg) +/- 0.2 lbs. (91 g)
<b>VOC:</b>	<50 g/L (0.4 lbs./gal.)

\*Product data calculated on product 82-3110.

**COVERAGE:** Approximately 400 sq. ft. (37 sq. meters) per U.S. Gallon (3.78L) on smooth, nonporous surfaces.

Wet Film Thickness:	4 mils
Wet Microns:	102
Dry Film Thickness:	1.8 mils
Dry Microns:	46

Coverage figures do not include loss due to surface irregularities and porosity or material loss due to application method or mixing. Some colors, drastic color changes, or porous substrates may require more than one coat to achieve a uniform finish.

<b>DRYING TIME:</b>	Dry time @ 77°F (25°C); 50% relative humidity.
To Touch:	30-60 minutes
To Recoat:	2-4 hours
To Full Cure:	30 days

Drying times listed may vary depending on temperature, humidity, film build, color, and air movement. Wait at least 30 days after painting before cleaning the surface with a non-abrasive, mild cleanser. Very deep colors may require longer to fully cure.

**CLEANUP:** Clean tools with warm, soapy water.

**DISPOSAL:** Contact your local environmental regulatory agency for guidance on disposal of unused product. Do not pour down a drain or storm sewer.

**FLASH POINT:** Over 200°F (93°C)

## FEATURES / BENEFITS

## Features

Paint & Primer in One  
Excellent flow and leveling  
Excellent burnish resistance

100% acrylic latex formulation  
Low VOC, <50 g/L  
Outstanding scrubability  
Provides mildew resistant coating

## Benefits

A separate primer is usually not necessary  
Provides smooth film and promotes exceptional hiding and coverage  
Surface can be wiped or brushed against without impacting the sheen of the film  
Excellent longevity and overall durability  
Meets the most stringent VOC regulations nationwide  
Offers excellent durability and enables repeated cleaning  
Resists the formation of mold and mildew on the paint film

Read Label and Safety Data Sheet prior to use. See other cautions on last page.

GENERAL SURFACE PREPARATION

Surface must be clean and dry. Remove all loose, peeling paint, dirt, grease, and any other surface contaminants. Putty all nail holes and caulk all cracks and open seams. Sand all glossy, rough, and patched surfaces. Plaster, concrete, and masonry surfaces must be completely dry, free of efflorescence, and allowed to cure for 30 days prior to painting. When applied to an uncoated substrate or to bare wood, two coats are required with the first coat acting as the primer. Uncoated substrates, repaired surfaces, or lightly stained areas may require additional coats. For severe stains, water marks, and other challenging conditions, such as bare metal or chalky surfaces, use an appropriate specialty primer.

**WARNING!** If you scrape, sand, or remove old paint, you may release lead dust or fumes. LEAD IS TOXIC. EXPOSURE TO LEAD DUST OR FUMES CAN CAUSE SERIOUS ILLNESS, SUCH AS BRAIN DAMAGE, ESPECIALLY IN CHILDREN. PREGNANT WOMEN SHOULD ALSO AVOID EXPOSURE. Wear a properly fitted NIOSH-approved respirator and prevent skin contact to control lead exposure. Clean up carefully with a HEPA vacuum and a wet mop. Before you start, find out how to protect yourself and your family by contacting the USEPA National Lead Information Hotline at 1-800-424-LEAD or log on to [www.epa.gov/lead](http://www.epa.gov/lead). Follow these instructions to control exposure to other hazardous substances that may be released during surface preparation.

**CONCRETE/MASONRY:** New concrete and masonry should cure for at least 30 days and preferably 90 days prior to priming and painting. The pH of the substrate must be less than 10 before painting.

**CONCRETE BLOCK (CMU):** Mortar should cure for at least 30 days and preferably 90 days prior to painting. Fill block with an appropriate block filler.

**FERROUS METAL:** The surface must be cleaned thoroughly to remove any dust, rust, and surface contaminants, and then primed.

**GYPSUM WALLBOARD-DRYWALL:** Nails or screws should be countersunk, and they along with any indentations should be mudded flush with the surface, sanded smooth and cleaned to remove any dust prior to painting the substrate.

**PLASTER:** Plaster, hardcoat, skim coat, or other alkaline surfaces should be allowed to cure for at least 30 days prior to priming and painting. The pH of the substrate must be less than 10 before painting.

**WOOD:** Countersink all nails, putty flush with surface. Unpainted wood or wood in poor condition should be sanded smooth, wiped clean, then primed. Any knots or resinous areas must be sealed before painting.

RECOMMENDED PRIMERS

Concrete/Masonry	4-603XI, 17-921XI, self-priming
Concrete Block (CMU)	6-7, 6-15XI
Ferrous Metal	4020, 90-712, 90-912
Gypsum Wallboard-Drywall	6-2, 6-4, 9-900, 12-900XI, 17-921XI, self-priming
Plaster	4-603XI, 17-921XI, self-priming
Wood	6-2, 9-900, 12-900XI, 17-921XI, self-priming

LIMITATIONS OF USE

FOR INTERIOR USE ONLY. Apply when air, product and surface temperatures are between 50°F (10°C) and 90°F (32°C).

Not recommended for use on floors.

PROTECT FROM FREEZING.

## APPLICATION INFORMATION

Stir thoroughly before using and occasionally when in use. When using more than one can of the same color, intermix to ensure color uniformity. USE WITH ADEQUATE VENTILATION. KEEP OUT OF REACH OF CHILDREN. Read all label and Safety Data Sheet (SDS) information prior to use. SDS are available through our web site or by calling 1-800-441-9695.

**Application Equipment:** Apply with a high-quality brush, roller, paint pad, or by spray equipment. Where necessary, apply a second coat and allow each coat to dry thoroughly before applying the next coat.

**Airless Spray:** Pressure 1500 to 2000 psi; tip 0.015" to 0.021". Spray equipment must be handled with due care and in accordance with manufacturer's recommendation. High-pressure injection of coatings into the skin by airless equipment may cause serious injury.

**Brush:** Polyester/Nylon Brush

**Roller (nap roller cover):** 3/8" - 3/4"

**Thinning:** Do not thin.

**Permissible temperatures during application:**

Material:	50 to 90°F	10 to 32°C
Ambient:	50 to 90°F	10 to 32°C
Substrate:	50 to 90°F	10 to 32°C

## PRECAUTIONS

**WARNING! HARMFUL IF INHALED. CAUSES RESPIRATORY TRACT IRRITATION.** Do not breathe vapor or mist. Keep container tightly closed and sealed until ready for use. Wash thoroughly after handling. Provide fresh air ventilation during and after application and drying. Avoid the inhalation of dust, particulates, spray or mist arising from the application of this preparation. Use personal protective equipment as required. **Note: These warnings encompass the product series. Prior to use, read and follow product-specific SDS and label information.** **FIRST AID:** If swallowed, rinse mouth with water (only if the person is conscious). Do not induce vomiting unless directed to do so by medical personnel. If in eyes, rinse with water for 15 minutes. Check for and remove any contact lenses. If on skin, rinse well with water. Wash with soap and water. Get medical attention if irritation develops. If inhaled, remove to fresh air. Call physician immediately. Contains isothiazolinones. May cause allergic reaction. Keep out of the reach of children. For workplace use, an SDS is available from your retailer or by calling (412) 492-5555. EMERGENCY SPILL INFORMATION: (412) 434-4515 (U.S.).

© 2019 PPG Industries, Inc. All Rights Reserved. The PPG Logo is a registered trademark of PPG Industries Ohio, Inc. Manor Hall is a registered trademark of PPG Architectural Finishes, Inc.

PPG Architectural Finishes, Inc. believes the technical data presented is currently accurate; however, no guarantee of accuracy, comprehensiveness, or performance is given or implied. Improvements in coatings technology may cause future technical data to vary from what is in this bulletin. For complete, up-to-date technical information, call 1-800-441-9695.



PPG Architectural Finishes, Inc.  
One PPG Place  
Pittsburgh, PA 15272  
www.ppgpaints.com

Technical Services  
1-800-441-9695

Architect/Specifier  
1-888-PPG-IDEA

PPG Architectural Coatings Canada Inc.  
1550 rue Ampère, Suite 500  
Boucherville (Quebec) J4B 7L4

82-3110 1/2020

**GENERAL DESCRIPTION**

*Manor Hall* Interior Paint & Primer in One is a super premium latex that was developed to resist household stains through the combination of resin and proprietary formulation. The 100% acrylic latex has outstanding adhesion and coverage and offers a burnish and mildew resistant coating, providing the durability for use in high humidity and high traffic areas. Outstanding hiding is aided by excellent flow and leveling which provides a rich, smooth film for a beautiful finish.

**RECOMMENDED SUBSTRATES**

Concrete/Masonry	Gypsum Wallboard-Drywall
Concrete Block (CMU)	Plaster
Ferrous Metal	Wood

**CONFORMANCE STANDARDS**

VOC compliant in all regulated areas

**PRODUCT INFORMATION**

82-3310	White & Pastel Base
82-3320	Midtone Base*
82-3340	Ultra Deep Base*

\*Must be tinted before use.

Refer to the appropriate color formula book, automatic tinting equipment, and or computer color matching system for color formulas and tinting instructions.

**PACKAGING**

Quart (946 mL)  
1-Gallon (3.78 L)  
5-Gallon (18.9 L)

Not all products are available in all sizes.

**PRODUCT DATA**

<b>PRODUCT TYPE:</b>	100% Acrylic Latex
<b>SHEEN:</b>	Eggshell, 5-10 @60°; 10-15 @85°
<b>VOLUME SOLIDS*:</b>	40% +/- 2%
<b>WEIGHT SOLIDS*:</b>	56% +/- 2%
<b>WEIGHT/GALLON*:</b>	11.3 lbs. (5.1 kg) +/- 0.2 lbs. (91 g)
<b>VOC:</b>	<50 g/L (0.4 lbs./gal.)

\*Product data calculated on product 82-3310.

**COVERAGE:** Approximately 400 sq. ft. (37 sq. meters) per U.S. Gallon (3.78L) on smooth, nonporous surfaces.

Wet Film Thickness:	4 mils
Wet Microns:	102
Dry Film Thickness:	1.6 mils
Dry Microns:	41

Coverage figures do not include loss due to surface irregularities and porosity or material loss due to application method or mixing. Some colors, drastic color changes, or porous substrates may require more than one coat to achieve a uniform finish.

**DRYING TIME:** Dry time @ 77°F (25°C); 50% relative humidity.

To Touch:	30-60 minutes
To Recoat:	2-4 hours
To Full Cure:	30 days

Drying times listed may vary depending on temperature, humidity, film build, color, and air movement. Wait at least 30 days after painting before cleaning the surface with a non-abrasive, mild cleanser. Very deep colors may require longer to fully cure.

**CLEANUP:** Clean tools with warm, soapy water.

**DISPOSAL:** Contact your local environmental regulatory agency for guidance on disposal of unused product. Do not pour down a drain or storm sewer.

**FLASH POINT:** Over 200°F (93°C)

**FEATURES / BENEFITS****Features**

Paint & Primer in One  
Excellent flow and leveling  
Excellent burnish resistance

100% acrylic latex formulation  
Low VOC, <50 g/L  
Outstanding scrubability  
Provides mildew resistant coating

**Benefits**

A separate primer is usually not necessary  
Provides smooth film and promotes exceptional hiding and coverage  
Surface can be wiped or brushed against without impacting the sheen of the film  
Excellent longevity and overall durability  
Meets the most stringent VOC regulations nationwide  
Offers excellent durability and enables repeated cleaning  
Resists the formation of mold and mildew on the paint film

GENERAL SURFACE PREPARATION

Surface must be clean and dry. Remove all loose, peeling paint, dirt, grease, and any other surface contaminants. Putty all nail holes and caulk all cracks and open seams. Sand all glossy, rough, and patched surfaces. Plaster, concrete, and masonry surfaces must be completely dry, free of efflorescence, and allowed to cure for 30 days prior to painting. When applied to an uncoated substrate or to bare wood, two coats are required with the first coat acting as the primer. Uncoated substrates, repaired surfaces, or lightly stained areas may require additional coats. For severe stains, water marks, and other challenging conditions, such as bare metal or chalky surfaces, use an appropriate specialty primer.

**WARNING!** If you scrape, sand, or remove old paint, you may release lead dust or fumes. LEAD IS TOXIC. EXPOSURE TO LEAD DUST OR FUMES CAN CAUSE SERIOUS ILLNESS, SUCH AS BRAIN DAMAGE, ESPECIALLY IN CHILDREN. PREGNANT WOMEN SHOULD ALSO AVOID EXPOSURE. Wear a properly fitted NIOSH-approved respirator and prevent skin contact to control lead exposure. Clean up carefully with a HEPA vacuum and a wet mop. Before you start, find out how to protect yourself and your family by contacting the USEPA National Lead Information Hotline at 1-800-424-LEAD or log on to [www.epa.gov/lead](http://www.epa.gov/lead). Follow these instructions to control exposure to other hazardous substances that may be released during surface preparation.

**CONCRETE/MASONRY:** New concrete and masonry should cure for at least 30 days and preferably 90 days prior to priming and painting. The pH of the substrate must be less than 10 before painting.

**CONCRETE BLOCK (CMU):** Mortar should cure for at least 30 days and preferably 90 days prior to painting. Fill block with an appropriate block filler.

**FERROUS METAL:** The surface must be cleaned thoroughly to remove any dust, rust, and surface contaminants, and then primed.

**GYPSUM WALLBOARD-DRYWALL:** Nails or screws should be countersunk, and they along with any indentations should be mudded flush with the surface, sanded smooth and cleaned to remove any dust prior to painting the substrate.

**PLASTER:** Plaster, hardcoat, skim coat, or other alkaline surfaces should be allowed to cure for at least 30 days prior to priming and painting. The pH of the substrate must be less than 10 before painting.

**WOOD:** Countersink all nails, putty flush with surface. Unpainted wood or wood in poor condition should be sanded smooth, wiped clean, then primed. Any knots or resinous areas must be sealed before painting.

RECOMMENDED PRIMERS

Concrete/Masonry	4-603XI, 17-921XI, self-priming
Concrete Block (CMU)	6-7, 6-15XI
Ferrous Metal	4020, 90-712, 90-912
Gypsum Wallboard-Drywall	6-2, 6-4, 9-900, 12-900XI, 17-921XI, self-priming
Plaster	4-603XI, 17-921XI, self-priming
Wood	6-2, 9-900, 12-900XI, 17-921XI, self-priming

LIMITATIONS OF USE

FOR INTERIOR USE ONLY. Apply when air, product and surface temperatures are between 50°F (10°C) and 90°F (32°C).

Not recommended for use on floors.

PROTECT FROM FREEZING.

## APPLICATION INFORMATION

Stir thoroughly before using and occasionally when in use. When using more than one can of the same color, intermix to ensure color uniformity. USE WITH ADEQUATE VENTILATION. KEEP OUT OF REACH OF CHILDREN. Read all label and Safety Data Sheet (SDS) information prior to use. SDS are available through our web site or by calling 1-800-441-9695.

**Application Equipment:** Apply with a high-quality brush, roller, paint pad, or by spray equipment. Where necessary, apply a second coat and allow each coat to dry thoroughly before applying the next coat.

**Airless Spray:** Pressure 1500 to 2000 psi; tip 0.015" to 0.021". Spray equipment must be handled with due care and in accordance with manufacturer's recommendation. High-pressure injection of coatings into the skin by airless equipment may cause serious injury.

**Brush:** Polyester/Nylon Brush

**Roller (nap roller cover):** 3/8" - 3/4"

**Thinning:** Do not thin.

**Permissible temperatures during application:**

Material:	50 to 90°F	10 to 32°C
Ambient:	50 to 90°F	10 to 32°C
Substrate:	50 to 90°F	10 to 32°C

## PRECAUTIONS

**WARNING! HARMFUL IF INHALED.** Sanding and grinding dusts may be harmful if inhaled. Do not breathe vapor or mist. Keep container tightly closed and sealed until ready for use. Wash thoroughly after handling. Provide fresh air ventilation during and after application and drying. Avoid the inhalation of dust, particulates, spray or mist arising from the application of this preparation. Use personal protective equipment as required. **Note: These warnings encompass the product series. Prior to use, read and follow product-specific SDS and label information.** **FIRST AID:** If swallowed, rinse mouth with water (only if the person is conscious). Do not induce vomiting unless directed to do so by medical personnel. If in eyes, rinse with water for 15 minutes. Check for and remove any contact lenses. If on skin, rinse well with water. Wash with soap and water. Get medical attention if irritation develops. If inhaled, remove to fresh air. Call physician immediately. Contains isothiazolinones. May cause allergic reaction. Keep out of the reach of children. For workplace use, an SDS is available from your retailer or by calling (412) 492-5555. EMERGENCY SPILL INFORMATION: (412) 434-4515 (U.S.).

© 2019 PPG Industries, Inc. All Rights Reserved. The PPG Logo is a registered trademark of PPG Industries Ohio, Inc. Manor Hall is a registered trademark of PPG Architectural Finishes, Inc.

PPG Architectural Finishes, Inc. believes the technical data presented is currently accurate; however, no guarantee of accuracy, comprehensiveness, or performance is given or implied. Improvements in coatings technology may cause future technical data to vary from what is in this bulletin. For complete, up-to-date technical information, call 1-800-441-9695.



PPG Architectural Finishes, Inc.  
One PPG Place  
Pittsburgh, PA 15272  
www.ppgpaints.com

Technical Services  
1-800-441-9695

Architect/Specifier  
1-888-PPG-IDEA

PPG Architectural Coatings Canada Inc.  
1550 rue Ampère, Suite 500  
Boucherville (Quebec) J4B 7L4

82-3310 1/2020



Architectural Coatings

PPG Manor Hall Interior 100% Acrylic Latex Paint &amp; Primer In One Satin

**GENERAL DESCRIPTION**

*Manor Hall* Interior Paint & Primer in One is a super premium latex that was developed to resist household stains through the combination of resin and proprietary formulation. The 100% acrylic latex has outstanding adhesion and coverage and offers a burnish and mildew resistant coating, providing the durability for use in high humidity and high traffic areas. Outstanding hiding is aided by excellent flow and leveling which provides a rich, smooth film for a beautiful finish.

**RECOMMENDED SUBSTRATES**

Concrete/Masonry	Gypsum Wallboard-Drywall
Concrete Block (CMU)	Plaster
Ferrous Metal	Wood

**CONFORMANCE STANDARDS**

VOC compliant in all regulated areas

**PRODUCT INFORMATION**

82-3410	White & Pastel Base
82-3420	Midtone Base*
82-3440	Ultra Deep Base*

\*Must be tinted before use.

Refer to the appropriate color formula book, automatic tinting equipment, and or computer color matching system for color formulas and tinting instructions.

**PACKAGING**

Quart (946 mL)  
1-Gallon (3.78 L)  
5-Gallon (18.9 L)

Not all products are available in all sizes.

**PRODUCT DATA**

<b>PRODUCT TYPE:</b>	100% Acrylic Latex
<b>SHEEN:</b>	Satin, 10-20 @60°; 20-35 @85°
<b>VOLUME SOLIDS*:</b>	39% +/- 2%
<b>WEIGHT SOLIDS*:</b>	53% +/- 2%
<b>WEIGHT/GALLON*:</b>	10.7 lbs. (4.9 kg) +/- 0.2 lbs. (91 g)
<b>VOC:</b>	<50 g/L (0.4 lbs./gal.)

\*Product data calculated on product 82-3410.

**COVERAGE:** Approximately 400 sq. ft. (37 sq. meters) per U.S. Gallon (3.78L) on smooth, nonporous surfaces.

Wet Film Thickness:	4 mils
Wet Microns:	102
Dry Film Thickness:	1.6 mils
Dry Microns:	41

Coverage figures do not include loss due to surface irregularities and porosity or material loss due to application method or mixing. Some colors, drastic color changes, or porous substrates may require more than one coat to achieve a uniform finish.

**DRYING TIME:** Dry time @ 77°F (25°C); 50% relative humidity.

To Touch:	30-60 minutes
To Recoat:	2-4 hours
To Full Cure:	30 days

Drying times listed may vary depending on temperature, humidity, film build, color, and air movement. Wait at least 30 days after painting before cleaning the surface with a non-abrasive, mild cleanser. Very deep colors may require longer to fully cure.

**CLEANUP:** Clean tools with warm, soapy water.

**DISPOSAL:** Contact your local environmental regulatory agency for guidance on disposal of unused product. Do not pour down a drain or storm sewer.

**FLASH POINT:** Over 200°F (93°C)

**FEATURES / BENEFITS****Features**

Paint & Primer in One  
Excellent flow and leveling  
Excellent burnish resistance

100% acrylic latex formulation  
Low VOC, <50 g/L  
Outstanding scrubability  
Provides mildew resistant coating

**Benefits**

A separate primer is usually not necessary  
Provides smooth film and promotes exceptional hiding and coverage  
Surface can be wiped or brushed against without impacting the sheen of the film  
Excellent longevity and overall durability  
Meets the most stringent VOC regulations nationwide  
Offers excellent durability and enables repeated cleaning  
Resists the formation of mold and mildew on the paint film

Read Label and Safety Data Sheet prior to use. See other cautions on last page.

GENERAL SURFACE PREPARATION

Surface must be clean and dry. Remove all loose, peeling paint, dirt, grease, and any other surface contaminants. Putty all nail holes and caulk all cracks and open seams. Sand all glossy, rough, and patched surfaces. Plaster, concrete, and masonry surfaces must be completely dry, free of efflorescence, and allowed to cure for 30 days prior to painting. When applied to an uncoated substrate or to bare wood, two coats are required with the first coat acting as the primer. Uncoated substrates, repaired surfaces, or lightly stained areas may require additional coats. For severe stains, water marks, and other challenging conditions, such as bare metal or chalky surfaces, use an appropriate specialty primer.

**WARNING!** If you scrape, sand, or remove old paint, you may release lead dust or fumes. LEAD IS TOXIC. EXPOSURE TO LEAD DUST OR FUMES CAN CAUSE SERIOUS ILLNESS, SUCH AS BRAIN DAMAGE, ESPECIALLY IN CHILDREN. PREGNANT WOMEN SHOULD ALSO AVOID EXPOSURE. Wear a properly fitted NIOSH-approved respirator and prevent skin contact to control lead exposure. Clean up carefully with a HEPA vacuum and a wet mop. Before you start, find out how to protect yourself and your family by contacting the USEPA National Lead Information Hotline at 1-800-424-LEAD or log on to [www.epa.gov/lead](http://www.epa.gov/lead). Follow these instructions to control exposure to other hazardous substances that may be released during surface preparation.

**CONCRETE/MASONRY:** New concrete and masonry should cure for at least 30 days and preferably 90 days prior to priming and painting. The pH of the substrate must be less than 10 before painting.

**CONCRETE BLOCK (CMU):** Mortar should cure for at least 30 days and preferably 90 days prior to painting. Fill block with an appropriate block filler.

**FERROUS METAL:** The surface must be cleaned thoroughly to remove any dust, rust, and surface contaminants, and then primed.

**GYPSUM WALLBOARD-DRYWALL:** Nails or screws should be countersunk, and they along with any indentations should be mudded flush with the surface, sanded smooth and cleaned to remove any dust prior to painting the substrate.

**PLASTER:** Plaster, hardcoat, skim coat, or other alkaline surfaces should be allowed to cure for at least 30 days prior to priming and painting. The pH of the substrate must be less than 10 before painting.

**WOOD:** Countersink all nails, putty flush with surface. Unpainted wood or wood in poor condition should be sanded smooth, wiped clean, then primed. Any knots or resinous areas must be sealed before painting.

RECOMMENDED PRIMERS

Concrete/Masonry	4-603XI, 17-921XI, self-priming
Concrete Block (CMU)	6-7, 6-15XI
Ferrous Metal	4020, 90-712, 90-912
Gypsum Wallboard-Drywall	6-2, 6-4, 9-900, 12-900XI, 17-921XI, self-priming
Plaster	4-603XI, 17-921XI, self-priming
Wood	6-2, 9-900, 12-900XI, 17-921XI, self-priming

LIMITATIONS OF USE

FOR INTERIOR USE ONLY. Apply when air, product and surface temperatures are between 50°F (10°C) and 90°F (32°C).

Not recommended for use on floors.

PROTECT FROM FREEZING.

## APPLICATION INFORMATION

Stir thoroughly before using and occasionally when in use. When using more than one can of the same color, intermix to ensure color uniformity. USE WITH ADEQUATE VENTILATION. KEEP OUT OF REACH OF CHILDREN. Read all label and Safety Data Sheet (SDS) information prior to use. SDS are available through our web site or by calling 1-800-441-9695.

**Application Equipment:** Apply with a high-quality brush, roller, paint pad, or by spray equipment. Where necessary, apply a second coat and allow each coat to dry thoroughly before applying the next coat.

**Airless Spray:** Pressure 1500 to 2000 psi; tip 0.015" to 0.021". Spray equipment must be handled with due care and in accordance with manufacturer's recommendation. High-pressure injection of coatings into the skin by airless equipment may cause serious injury.

**Brush:** Polyester/Nylon Brush

**Roller (nap roller cover):** 3/8" - 3/4"

**Thinning:** Do not thin.

**Permissible temperatures during application:**

Material:	50 to 90°F	10 to 32°C
Ambient:	50 to 90°F	10 to 32°C
Substrate:	50 to 90°F	10 to 32°C

## PRECAUTIONS

**WARNING! HARMFUL IF INHALED.** Sanding and grinding dusts may be harmful if inhaled. Do not breathe vapor or mist. Keep container tightly closed and sealed until ready for use. Wash thoroughly after handling. Provide fresh air ventilation during and after application and drying. Avoid the inhalation of dust, particulates, spray or mist arising from the application of this preparation. Use personal protective equipment as required. **Note: These warnings encompass the product series. Prior to use, read and follow product-specific SDS and label information.** **FIRST AID:** If swallowed, rinse mouth with water (only if the person is conscious). Do not induce vomiting unless directed to do so by medical personnel. If in eyes, rinse with water for 15 minutes. Check for and remove any contact lenses. If on skin, rinse well with water. Wash with soap and water. Get medical attention if irritation develops. If inhaled, remove to fresh air. Call physician immediately. Contains isothiazolinones. May cause allergic reaction. Keep out of the reach of children. For workplace use, an SDS is available from your retailer or by calling (412) 492-5555. EMERGENCY SPILL INFORMATION: (412) 434-4515 (U.S.).

© 2019 PPG Industries, Inc. All Rights Reserved. The PPG Logo is a registered trademark of PPG Industries Ohio, Inc. Manor Hall is a registered trademark of PPG Architectural Finishes, Inc.

PPG Architectural Finishes, Inc. believes the technical data presented is currently accurate; however, no guarantee of accuracy, comprehensiveness, or performance is given or implied. Improvements in coatings technology may cause future technical data to vary from what is in this bulletin. For complete, up-to-date technical information, call 1-800-441-9695.



PPG Architectural Finishes, Inc.  
One PPG Place  
Pittsburgh, PA 15272  
www.ppgpaints.com

Technical Services  
1-800-441-9695

Architect/Specifier  
1-888-PPG-IDEA

PPG Architectural Coatings Canada Inc.  
1550 rue Ampère, Suite 500  
Boucherville (Quebec) J4B 7L4

82-3410 1/2020



Architectural Coatings

PPG Manor Hall Interior 100% Acrylic Latex Paint &amp; Primer In One Semi-Gloss

**GENERAL DESCRIPTION**

Manor Hall Interior Paint & Primer in One is a super premium latex that was developed to resist household stains through the combination of resin and proprietary formulation. The 100% acrylic latex has outstanding adhesion and coverage and offers a burnish and mildew resistant coating, providing the durability for use in high humidity and high traffic areas. Outstanding hiding is aided by excellent flow and leveling which provides a rich, smooth film for a beautiful finish.

**RECOMMENDED SUBSTRATES**

Concrete/Masonry	Gypsum Wallboard-Drywall
Concrete Block (CMU)	Plaster
Ferrous Metal	Wood

**CONFORMANCE STANDARDS**

VOC compliant in all regulated areas  
MPI approved in category #54 and #141

**PRODUCT INFORMATION**

82-3510	White & Pastel Base
82-3520	Midtone Base*
82-3540	Ultra Deep Base*

\*Must be tinted before use.

Refer to the appropriate color formula book, automatic tinting equipment, and or computer color matching system for color formulas and tinting instructions.

**PACKAGING**

Quart (946 mL)  
1-Gallon (3.78 L)  
5-Gallon (18.9 L)

Not all products are available in all sizes.

**PRODUCT DATA**

<b>PRODUCT TYPE:</b>	100% Acrylic Latex
<b>SHEEN:</b>	Semi-Gloss, 40-50 @60°
<b>VOLUME SOLIDS*:</b>	40% +/- 2%
<b>WEIGHT SOLIDS*:</b>	53% +/- 2%
<b>WEIGHT/GALLON*:</b>	10.7 lbs. (4.9 kg) +/- 0.2 lbs. (91 g)
<b>VOC:</b>	<50 g/L (0.4 lbs./gal.)

\*Product data calculated on product 82-3510.

**COVERAGE:** Approximately 400 sq. ft. (37 sq. meters) per U.S. Gallon (3.78L) on smooth, nonporous surfaces.

Wet Film Thickness:	4 mils
Wet Microns:	102
Dry Film Thickness:	1.6 mils
Dry Microns:	41

Coverage figures do not include loss due to surface irregularities and porosity or material loss due to application method or mixing. Some colors, drastic color changes, or porous substrates may require more than one coat to achieve a uniform finish.

**DRYING TIME:** Dry time @ 77°F (25°C); 50% relative humidity.

To Touch:	30-60 minutes
To Recoat:	2-4 hours
To Full Cure:	30 days

Drying times listed may vary depending on temperature, humidity, film build, color, and air movement. Wait at least 30 days after painting before cleaning the surface with a non-abrasive, mild cleanser. Very deep colors may require longer to fully cure.

**CLEANUP:** Clean tools with warm, soapy water.

**DISPOSAL:** Contact your local environmental regulatory agency for guidance on disposal of unused product. Do not pour down a drain or storm sewer.

**FLASH POINT:** Over 200°F (93°C)

**FEATURES / BENEFITS****Features**

Paint & Primer in One  
Excellent flow and leveling  
Excellent burnish resistance

100% acrylic latex formulation  
Low VOC, <50 g/L  
Outstanding scrubability  
Provides mildew resistant coating

**Benefits**

A separate primer is usually not necessary  
Provides smooth film and promotes exceptional hiding and coverage  
Surface can be wiped or brushed against without impacting the sheen of the film  
Excellent longevity and overall durability  
Meets the most stringent VOC regulations nationwide  
Offers excellent durability and enables repeated cleaning  
Resists the formation of mold and mildew on the paint film

Read Label and Safety Data Sheet prior to use. See other cautions on last page.

GENERAL SURFACE PREPARATION

Surface must be clean and dry. Remove all loose, peeling paint, dirt, grease, and any other surface contaminants. Putty all nail holes and caulk all cracks and open seams. Sand all glossy, rough, and patched surfaces. Plaster, concrete, and masonry surfaces must be completely dry, free of efflorescence, and allowed to cure for 30 days prior to painting. When applied to an uncoated substrate or to bare wood, two coats are required with the first coat acting as the primer. Uncoated substrates, repaired surfaces, or lightly stained areas may require additional coats. For severe stains, water marks, and other challenging conditions, such as bare metal or chalky surfaces, use an appropriate specialty primer.

**WARNING!** If you scrape, sand, or remove old paint, you may release lead dust or fumes. LEAD IS TOXIC. EXPOSURE TO LEAD DUST OR FUMES CAN CAUSE SERIOUS ILLNESS, SUCH AS BRAIN DAMAGE, ESPECIALLY IN CHILDREN. PREGNANT WOMEN SHOULD ALSO AVOID EXPOSURE. Wear a properly fitted NIOSH-approved respirator and prevent skin contact to control lead exposure. Clean up carefully with a HEPA vacuum and a wet mop. Before you start, find out how to protect yourself and your family by contacting the USEPA National Lead Information Hotline at 1-800-424-LEAD or log on to [www.epa.gov/lead](http://www.epa.gov/lead). Follow these instructions to control exposure to other hazardous substances that may be released during surface preparation.

**CONCRETE/MASONRY:** New concrete and masonry should cure for at least 30 days and preferably 90 days prior to priming and painting. The pH of the substrate must be less than 10 before painting.

**CONCRETE BLOCK (CMU):** Mortar should cure for at least 30 days and preferably 90 days prior to painting. Fill block with an appropriate block filler.

**FERROUS METAL:** The surface must be cleaned thoroughly to remove any dust, rust, and surface contaminants, and then primed.

**GYPSUM WALLBOARD-DRYWALL:** Nails or screws should be countersunk, and they along with any indentations should be mudded flush with the surface, sanded smooth and cleaned to remove any dust prior to painting the substrate.

**PLASTER:** Plaster, hardcoat, skim coat, or other alkaline surfaces should be allowed to cure for at least 30 days prior to priming and painting. The pH of the substrate must be less than 10 before painting.

**WOOD:** Countersink all nails, putty flush with surface. Unpainted wood or wood in poor condition should be sanded smooth, wiped clean, then primed. Any knots or resinous areas must be sealed before painting.

RECOMMENDED PRIMERS

Concrete/Masonry	4-603XI, 17-921XI, self-priming
Concrete Block (CMU)	6-7, 6-15XI
Ferrous Metal	4020, 90-712, 90-912
Gypsum Wallboard-Drywall	6-2, 6-4, 9-900, 12-900XI, 17-921XI, self-priming
Plaster	4-603XI, 17-921XI, self-priming
Wood	6-2, 9-900, 12-900XI, 17-921XI, self-priming

LIMITATIONS OF USE

FOR INTERIOR USE ONLY. Apply when air, product and surface temperatures are between 50°F (10°C) and 90°F (32°C).

Not recommended for use on floors.

PROTECT FROM FREEZING.

## APPLICATION INFORMATION

Stir thoroughly before using and occasionally when in use. When using more than one can of the same color, intermix to ensure color uniformity. USE WITH ADEQUATE VENTILATION. KEEP OUT OF REACH OF CHILDREN. Read all label and Safety Data Sheet (SDS) information prior to use. SDS are available through our web site or by calling 1-800-441-9695.

**Application Equipment:** Apply with a high-quality brush, roller, paint pad, or by spray equipment. Where necessary, apply a second coat and allow each coat to dry thoroughly before applying the next coat.

**Airless Spray:** Pressure 1500 to 2000 psi; tip 0.015" to 0.021". Spray equipment must be handled with due care and in accordance with manufacturer's recommendation. High-pressure injection of coatings into the skin by airless equipment may cause serious injury.

**Brush:** Polyester/Nylon Brush

**Roller (nap roller cover):** 3/8" - 3/4"

**Thinning:** Do not thin.

**Permissible temperatures during application:**

Material:	50 to 90°F	10 to 32°C
Ambient:	50 to 90°F	10 to 32°C
Substrate:	50 to 90°F	10 to 32°C

## PRECAUTIONS

**WARNING! HARMFUL IF INHALED.** Do not breathe vapor or mist. Keep container tightly closed and sealed until ready for use. Wash thoroughly after handling. Provide fresh air ventilation during and after application and drying. Avoid the inhalation of dust, particulates, spray or mist arising from the application of this preparation. Use personal protective equipment as required. **Note: These warnings encompass the product series. Prior to use, read and follow product-specific SDS and label information.** **FIRST AID:** If swallowed, rinse mouth with water (only if the person is conscious). Do not induce vomiting unless directed to do so by medical personnel. If in eyes, rinse with water for 15 minutes. Check for and remove any contact lenses. If on skin, rinse well with water. Wash with soap and water. Get medical attention if irritation develops. If inhaled, remove to fresh air. Call physician immediately. Contains isothiazolinones. May cause allergic reaction. Keep out of the reach of children. For workplace use, an SDS is available from your retailer or by calling (412) 492-5555. EMERGENCY SPILL INFORMATION: (412) 434-4515 (U.S.).

© 2019 PPG Industries, Inc. All Rights Reserved. The PPG Logo is a registered trademark of PPG Industries Ohio, Inc. Manor Hall is a registered trademark of PPG Architectural Finishes, Inc.

PPG Architectural Finishes, Inc. believes the technical data presented is currently accurate; however, no guarantee of accuracy, comprehensiveness, or performance is given or implied. Improvements in coatings technology may cause future technical data to vary from what is in this bulletin. For complete, up-to-date technical information, call 1-800-441-9695.



PPG Architectural Finishes, Inc.  
One PPG Place  
Pittsburgh, PA 15272  
www.ppgpaints.com

Technical Services  
1-800-441-9695

Architect/Specifier  
1-888-PPG-IDEA

PPG Architectural Coatings Canada Inc.  
1550 rue Ampère, Suite 500  
Boucherville (Quebec) J4B 7L4

82-3510 1/2020



## Architectural Coatings

## SPEEDHIDE zero Interior Zero-VOC\*\* Latex Sealer

## GENERAL DESCRIPTION

PPG *SPEEDHIDE* zero Interior Latex Sealer is a professional grade zero-VOC\*\* interior acrylic primer formulated to meet the performance requirements of professional applicators. *SPEEDHIDE* zero Interior Latex Sealer can be used as a primer under alkyd or latex finish coats and is ideal under a variety of finishes. This zero-VOC\*\*, low-odor paint is ideal for painting occupied spaces while delivering the durable product performance required. It provides excellent sealing properties. Recommended for use on properly prepared interior wallboard and drywall surfaces, wood, and oriented strand board or particle board, and masonry.

## RECOMMENDED SUBSTRATES

Gypsum Wallboard-Drywall    Particle Board    Wood  
Oriented Strand Board    Masonry

## CONFORMANCE STANDARDS

- ✓ VOC compliant in all regulated areas
- ✓ Can earn LEED® 3.0 credits
- ✓ Meets GREENGUARD® Indoor Air Quality and GREENGUARD Children & Schools
- ✓ Meets the Collaborative for High Performance Schools (CHPS) Low-Emitting Materials criteria section 01350
- ✓ MPI® approval in category #50, Primer Sealer, Latex Interior
- ✓ MPI approval in category #149, Latex Interior Institutional Low Odor/VOC Flat (MPI Gloss Level 1)
- ✓ Meets MPI Green Performance Standards (GPS-1 and GPS-2)
- ✓ MPI approval in category #50 X-Green
- ✓ MPI approval in category #149 X-Green

## APPLICATION INFORMATION

Stir thoroughly. When using more than one container of the same color, intermix to ensure color uniformity. **USE WITH ADEQUATE VENTILATION. KEEP OUT OF REACH OF CHILDREN.** Read all label and Material Safety Data Sheet (MSDS) information prior to use. MSDS are available through our website or by calling 1-800-441-9695.

**Application Equipment:** Apply with a high quality brush, roller, paint pad, or by airless spray equipment. Where necessary, apply a second coat.

**Airless Spray:** Pressure 2000 psi, tip 0.015" - 0.021"  
Spray equipment must be handled with due care and in accordance with manufacturer's recommendation. High-pressure injection of coatings into the skin by airless equipment may cause serious injury.

## FEATURES / BENEFITS

## Features

0 g/L VOC\*\*  
Low odor  
Fast drying  
Great adhesion  
Excellent sealing properties  
Great enamel holdout  
Soap and water clean-up  
MPI approved  
Can earn LEED 3.0 credits

## Benefits

Meets the most stringent environmental regulations nationwide  
Ideal for painting in occupied spaces  
Same day topcoat turning jobs faster  
Improves durability of finish  
Provides a uniform finish  
Promotes even sheen in topcoats  
Safe waterborne formula  
Meets strict performance and aesthetic requirements  
Contributes to sustainable design

## APPLICATION INFORMATION (continued)

**Brush:** Polyester/Nylon Brush

**Roller:** 3/8" - 3/4" nap roller cover

**Thinning:** Thinning is not usually required. If necessary, thin with up to 1/4 pint (118mL) of water per U.S. gallon (3.78 L) of paint.

**Permissible temperatures during application:**

Material:	50 to 90°F	10 to 32°C
Ambient:	50 to 90°F	10 to 32°C
Substrate:	50 to 90°F	10 to 32°C

## PRODUCT DATA

**PRODUCT TYPE:** 100% Acrylic Latex

**SHEEN:** Flat

**VOLUME SOLIDS:** 35% +/- 2%

**WEIGHT SOLIDS:** 50% +/- 2%

**VOC\*\*:** 0 g/L (0 lbs./gal.)

**WEIGHT/GALLON:** 10.8 lbs. (4.9 kg) +/- 0.2 lbs. (91 g)

**COVERAGE:** Approximately 400 sq. ft./gal. (37 sq. m/3.78L) per U.S. Gallon (3.78L) on smooth, nonporous surfaces.

Wet Film Thickness: 4.0 mils

Wet Microns: 102

Dry Film Thickness: 1.4 mils

Dry Microns: 36

Coverage figures do not include loss due to surface irregularities and porosity or material loss due to application method or mixing.

**DRYING TIME:** Dry time @ 77°F (25°C); 50% relative humidity.

To Touch: 30 minutes

To Recoat: 4 hours

Drying times listed may vary depending on temperature, humidity, film build, color, and air movement.

**CLEANUP:** Clean tools with warm soapy water.

**DISPOSAL:** Contact your local environmental regulatory agency for guidance on disposal of unused product. Do not pour down a drain or storm sewer.

**FLASH POINT:** Over 200°F (93°C)

**\*\*Colorants added to this base paint may increase VOC level significantly depending on color choice.**

## GENERAL SURFACE PREPARATION

Surfaces to be coated must be dry, clean, sound, and free from all contamination including loose and peeling paint, dirt, grease, oil, wax, concrete curing agents and bond breakers, chalk, efflorescence, mildew, rust, product fines, and dust. Remove loose paint, chalk, and efflorescence by wire brushing, scraping, sanding, and/or pressure washing. Putty all nail holes and caulk all cracks and open seams. Sand all glossy, rough, and patched surfaces. Feather back all rough edges to sound surface by sanding.

**WARNING!** If you scrape, sand, or remove old paint, you may release lead dust or fumes. LEAD IS TOXIC. EXPOSURE TO LEAD DUST OR FUMES CAN CAUSE SERIOUS ILLNESS, SUCH AS BRAIN DAMAGE, ESPECIALLY IN CHILDREN. PREGNANT WOMEN SHOULD ALSO AVOID EXPOSURE. Wear a properly fitted NIOSH-approved respirator and prevent skin contact to control lead exposure. Clean up carefully with a HEPA vacuum and a wet mop. Before you start, find out how to protect yourself and your family by contacting the USEPA National Lead Information Hotline at 1-800-424-LEAD or log on to [www.epa.gov/lead](http://www.epa.gov/lead). In Canada contact a regional Health Canada office. Follow these instructions to control exposure to other hazardous substances that may be released during surface preparation.

**GYPSUM WALLBOARD-DRYWALL:** Nails or screws should be countersunk, and they along with any indentations should be mudded flush with the surface, sanded smooth and cleaned to remove any dust before priming the substrate.

**MASONRY:** New masonry should cure for at least 30 days and preferably 90 days prior to priming and painting. The pH of the substrate must be less than 10 before priming with an alkali resistant primer.

**ORIENTED STRAND BOARD:** Countersink all nails or screws and putty flush with the surface. Surface should be cleaned to remove any dust or contaminants before priming the substrate.

**PARTICLE BOARD:** Countersink all nails or screws and putty flush with the surface. Surface should be cleaned to remove any dust or contaminants before priming the substrate. (Veneered surfaces should be sanded smooth and cleaned to remove any dust or contaminants, before priming the substrate.)

**WOOD:** Unpainted wood or wood in poor condition should be sanded smooth and wiped clean before priming the substrate. Spot prime knots or resinous areas before the application of the first full coat of primer. Nails or screws should be countersunk, and they along with any indentations should be mudded flush with the surface, sanded smooth and cleaned to remove any dust before priming the substrate.

## LIMITATIONS OF USE

FOR INTERIOR USE ONLY.

Apply when air, surface and product temperatures are between 50°F (10°C) and 90°F (32°C).

Not recommended for use on floors.

PROTECT FROM FREEZING.

## TINTING AND BASE INFORMATION

Refer to the appropriate color formula book, automatic tinting equipment, and or computer color matching system for color formulas and tinting instructions.

6-4900XI

White

Some colors, drastic color changes, or porous surfaces may require more than one coat to achieve a uniform finish.

## PACKAGING

1-Gallon (3.78 L)

5-Gallon (18.9 L)

The PPG logo is a registered trademark and *Ecological Solutions from PPG* is a trademark of PPG Industries Ohio, Inc. *SPEEDHIDE* is a registered trademark of PPG Architectural Finishes, Inc. The *GREENGUARD* Indoor Air Quality Certified Mark is a registered trademark used under license through the *GREENGUARD* Environmental Institute. *LEED* is a registered trademark of the US Green Building Council. The *Master Painters Institute* and *MPI* are registered trademarks of Master Painters Institute, Inc.

PPG Architectural Finishes, Inc. believes the technical data presented is currently accurate; however, no guarantee of accuracy, comprehensiveness, or performance is given or implied. Improvements in coatings technology may cause future technical data to vary from what is in this bulletin. For complete, up-to-date technical information, visit our web site or call 1-800-441-9695.



PPG Industries, Inc.  
Architectural Coatings  
One PPG Place  
Pittsburgh, PA 15272  
[www.ppgpittsburghpaints.com](http://www.ppgpittsburghpaints.com)  
[www.ppgpaints.com](http://www.ppgpaints.com)

Technical Services  
1-800-441-9695  
1-888-807-5123 fax

Architect/Specifier  
1-888-PPG-IDEA

PPG Canada, Inc.  
Architectural Coatings  
4 Kenview Blvd  
Brampton, ON L6T 5E4

A1.47 3/2013  
(Supersedes 1/2013)

Made in the  
**USA**



## Architectural Coatings

## PPG Seal Grip Interior/Exterior Acrylic Universal Primer/Sealer

## GENERAL DESCRIPTION

Our premium interior/exterior acrylic primer is formulated to meet the performance requirements of the residential and commercial segments. *Seal Grip* Universal Primer/Sealer is especially formulated to block most stains -water, smoke, ink, markers, and tannin. *Seal Grip* Universal Primer/Sealer has exceptional adhesion to glossy surfaces. Also recommended as a whole house primer for use on properly prepared interior or exterior wood, masonry, plaster, wall-board, cement, brick, stucco, cement composition board, aluminum and wall coverings.

## RECOMMENDED SUBSTRATES

Aluminum Siding	Masonry
Brick	MDO Board
Concrete	Plaster
Fiber Cement	Stucco
Fiberglass	Vinyl Siding
Gypsum Wallboard-Drywall	Wood

## CONFORMANCE STANDARDS

VOC compliant in all regulated areas  
MPI approved in categories #3, #6, #17, #39, and #137

## PRODUCT INFORMATION

17-921XI	White (Tintable)
17-922XI	Deep Base*

\*Must be tinted before use

Refer to the appropriate color formula book, automatic tinting equipment, and/or computer color matching system for color formulas and tinting instructions.

## PACKAGING

Quart (946 mL)  
1-Gallon (3.78 L)  
5-Gallon (18.9 L)  
Not all products available in all sizes.

## FEATURES / BENEFITS

## Features

Great hide  
Outstanding stain and tannin blocking  
Low VOC, <50 g/L  
Interior/Exterior Universal Formula  
Fast drying  
Excellent adhesion  
Mildew resistant coating

## Benefits

Saves time and money; Better coverage in less coats  
Great at blocking out most stains - water, smoke, ink, markers, and more  
Nationally VOC compliant  
Use as a whole house primer on multiple substrates  
Topcoat can be applied in as little as one hour  
Adheres to glossy surfaces  
Mildew and fungal growth resistance on the paint film

## PRODUCT DATA

<b>PRODUCT TYPE:</b>	100% Acrylic Latex
<b>SHEEN:</b>	Low Sheen
<b>VOLUME SOLIDS*:</b>	40% +/- 2%
<b>WEIGHT SOLIDS*:</b>	52% +/- 2%
<b>WEIGHT/GALLON*:</b>	10.5 lbs. (4.8 kg) +/- 0.2 lbs. (91 g)
<b>VOC:</b>	<50 g/L (0.4 lbs./gal.)

\*Product data calculated on product 17-921XI.

**COVERAGE:** Approximately 400 sq. ft. (37 sq. meters) per U.S. Gallon (3.78L) on smooth, nonporous surfaces.

Wet Film Thickness:	4.0 mils
Wet Microns:	102
Dry Film Thickness:	1.6 mils
Dry Microns:	41

Coverage figures do not include loss due to surface irregularities and porosity or material loss due to application method or mixing. Some colors, drastic color changes, or porous substrates may require more than one coat to achieve a uniform finish.

**DRYING TIME:** Dry time @ 77°F (25°C); 50% relative humidity.

To Touch:	30 minutes
To Recoat:	1-2 hours
To Full Cure:	30 days

Drying times listed may vary depending on temperature, humidity, film build, color, and air movement. For example, product applied at 35°F (2°C) would require a minimum of 24 hours before recoat. Drying is important to stain-blocking properties. For maximum stain resistance, allow 24 hours before topcoating. If drying conditions are poor (low temperature, high humidity), longer drying times are required to achieve stain blocking.

**CLEANUP:** Clean tools with warm, soapy water.

**DISPOSAL:** Contact your local environmental regulatory agency for guidance on disposal of unused product. Do not pour down a drain or storm sewer.

**FLASH POINT:** Over 200°F (93°C)

**GENERAL SURFACE PREPARATION**

Surface must be clean and dry. Remove dirt, mildew, grease and other surface contamination. Remove loose paint, excessive amounts of chalk, and efflorescence by wire brushing, scraping, sanding, and/or pressure washing. Repair all moisture problems. Blistering and peeling issues are commonly caused by moisture behind the paint film. Putty all nail holes, and caulk all cracks and open seams. Sand all rough, and patched surfaces. Sanding is not required if the surface is properly and thoroughly cleaned.

**WARNING!** If you scrape, sand, or remove old paint, you may release lead dust or fumes. **LEAD IS TOXIC. EXPOSURE TO LEAD DUST OR FUMES CAN CAUSE SERIOUS ILLNESS, SUCH AS BRAIN DAMAGE, ESPECIALLY IN CHILDREN. PREGNANT WOMEN SHOULD ALSO AVOID EXPOSURE.** Wear a properly fitted NIOSH-approved respirator and prevent skin contact to control lead exposure. Clean up carefully with a HEPA vacuum and a wet mop. Before you start, find out how to protect yourself and your family by contacting the USEPA National Lead Information Hotline at 1-800-424-LEAD or log on to [www.epa.gov/lead](http://www.epa.gov/lead). In Canada contact a regional Health Canada office. Follow these instructions to control exposure to other hazardous substances that may be released during surface preparation.

**ALUMINUM SIDING and FIBERGLASS:** Aluminum siding and fiberglass may present potential adhesion problems. Prime prior to topcoating. Primer should be spot applied, allowed to cure overnight, then evaluated for adhesion. Check adhesion by applying a piece of masking tape. If adhesion is good, the application may proceed. If the coating peels off when the masking tape is removed, the surface must be scuff sanded prior to proceeding to ensure mechanical adhesion.

**BRICK, CONCRETE, MASONRY and STUCCO:** New concrete and masonry should cure for at least 7 days and preferably 30 days prior to priming and painting. The pH of the substrate must be less than 13 before priming. Painting glazed brick is not recommended due to potential adhesion problems.

**GYPSUM WALLBOARD-DRYWALL:** Nails or screws should be countersunk, and they along with any indentations should be mudded flush with the surface, sanded smooth and cleaned to remove any dust, then prime prior to painting the substrate.

**FIBER CEMENT:** Fiber cement board may present potential adhesion, alkali burn, and efflorescence problems. New board should be aged for at least 7 days and preferably 30 days prior to priming and painting. The pH of the substrate must be less than 13 and the moisture content must be less than 12% prior to priming and topcoating. All cracks and opens seams should be caulked to prevent water penetration. Pre-primed board from the manufacturer may not be uniformly or completely sealed. It is recommended that a primer be applied to ensure complete and uniform sealing prior to topcoating.

**MEDIUM DENSITY OVERLAY (MDO) BOARD:** Countersink all nails or screws and putty flush with the surface. Surface should be sanded smooth and cleaned to remove any dust or contaminates, then primed prior to painting.

**PLASTER:** Plaster, hardcoat, skim coat, or other alkaline surfaces should be allowed to cure for at least 7 days and preferably 30 days prior to priming.

**VINYL SIDING:** Vinyl siding may present potential adhesion problems. Primer should be spot applied, allowed to cure overnight, then evaluated for adhesion. If adhesion is good, the application may proceed. Check adhesion by applying a piece of masking tape. When the masking tape is removed, if the coating peels off, the surface must be scuff sanded prior to proceeding to ensure mechanical adhesion. Color selection for vinyl siding is limited. Do not paint vinyl siding with a topcoat color darker than the original to prevent potential warping due to heat absorption.

**WOOD:** Unpainted wood or wood in poor condition should be sanded smooth and wiped clean. Any knots or resinous areas must be primed before painting. Countersink all nails, putty flush with surface, then prime. Staining or tannin bleeding woods (like cedar or redwood) may require two coats. The first coat must be completely dry before re-coating. For optimum tannin blocking performance, allow the first coat to dry a full 24 hours prior to the application of a second coat.

**RECOMMENDED PRIMERS**

Concrete Block (CMU) 6-15XI

**LIMITATIONS OF USE**

Apply when air and surface temperatures are 35°F (2°C) and surface temperature is at least 5°F (3°C) above the dew point. For optimum application properties, bring material to at least 50°F (10°C) prior to application. Air and surface temperature must remain above 35°F (2°C) for the next 24 hours. Avoid painting late in the day when dew and condensation are likely to form or if rain or snow is expected. Do not apply in direct sunlight.

**LIMITATIONS OF USE (continued)**

Vinyl siding and similar plastic composites should not be painted with a color darker than the original color. Painting vinyl siding or plastic composites with a darker color may cause them to warp. Color selection for use over vinyl siding is limited. For information, call 1-800-441-9695.

While this product provides a mildew resistant coating, growth may still occur if the substrate is not properly prepared prior to painting and/or if the substrate is consistently exposed to conditions conducive to mold, mildew, and algae.

**PROTECT FROM FREEZING.**

## APPLICATION INFORMATION

Stir thoroughly before using and occasionally when in use. When using more than one can of the same color, intermix to ensure color uniformity. USE WITH ADEQUATE VENTILATION. KEEP OUT OF REACH OF CHILDREN. Read all label and Safety Data Sheet (SDS) information prior to use. SDS are available through our web site or by calling 1-800-441-9695.

**Application Equipment:** Apply with a high quality brush, roller, paint pad, or by spray equipment. Severe stains may require two coats of primer. Brushing is the preferred method of application over chalky substrates. If painting will be interrupted for more than 15 minutes, keep brushes and rollers wet by wrapping them in tinfoil or plastic wrap.

**Airless Spray:** Pressure 2000 psi; tip 0.015" - 0.021". Spray equipment must be handled with due care and in accordance with manufacturer's recommendation. High-pressure injection of coatings into the skin by airless equipment may cause serious injury.

**Brush:** Polyester/Nylon Brush

**Roller:** 3/8" - 3/4" nap roller cover

**Thinning:** Do not thin.

**Permissible temperatures during application:**

Material:	35 to 90°F	2 to 32°C
Ambient:	35 to 90°F	2 to 32°C
Substrate:	35 to 90°F	2 to 32°C

## PRECAUTIONS

**WARNING! HARMFUL IF INHALED. HARMFUL IF SWALLOWED. CAUSES RESPIRATORY TRACT IRRITATION.** Do not breathe vapor or mist. Do not swallow. Keep container tightly closed and sealed until ready for use. Wash thoroughly after handling. Provide fresh air ventilation during and after application and drying. Avoid the inhalation of dust, particulates, spray or mist arising from the application of this preparation. Use personal protective equipment as required. **Note: These warnings encompass the product series. Prior to use, read and follow product-specific SDS and label information.** **FIRST AID:** If swallowed, rinse mouth with water (only if the person is conscious). Call physician immediately. Do not induce vomiting unless directed to do so by medical personnel. If in eyes, rinse with water for 15 minutes. Check for and remove any contact lenses. If on skin, rinse well with water. Wash with soap and water. Get medical attention if irritation develops. If inhaled, remove to fresh air. Call physician immediately. Keep out of the reach of children. For workplace use, an SDS is available from your retailer or by calling (412) 492-5555. EMERGENCY SPILL INFORMATION: (412) 434-4515 (U.S.).

© 2019 PPG Industries, Inc. All Rights Reserved. The PPG Logo is a registered trademark of PPG Industries Ohio, Inc. Seal Grip is a registered trademark of PPG Architectural Finishes, Inc.

PPG Architectural Finishes, Inc. believes the technical data presented is currently accurate; however, no guarantee of accuracy, comprehensiveness, or performance is given or implied. Improvements in coatings technology may cause future technical data to vary from what is in this bulletin. For complete, up-to-date technical information, call 1-800-441-9695.



PPG Architectural Finishes, Inc.  
One PPG Place  
Pittsburgh, PA 15272  
www.ppgpaints.com

Technical Services  
1-800-441-9695

Architect/Specifier  
1-888-PPG-IDEA

PPG Architectural Coatings Canada Inc.  
1550 rue Ampère, Suite 500  
Boucherville (Quebec) J4B 7L4

17-921XI 12/2019

Architectural Coatings

MONARCH® SPEED CRYL Exterior 100% Acrylic House & Trim Paint Flat

## GENERAL DESCRIPTION

**SPEED CRYL** is a professional quality 100% acrylic exterior latex that provides an economical option for good adhesion, hiding and coverage on a variety of exterior substrates. It is specifically formulated to meet the professional application needs of high volume new home, multi-family, commercial and large repaint projects. It offers a full body feel and provides a good balance of build capabilities and sag resistance for spray, brush, or roll application.

## RECOMMENDED SUBSTRATES

Aluminum Siding	Fiber Cement Board	Wood
Brick	Masonry	
Concrete	Metal	

## CONFORMANCE STANDARDS

VOC compliant in all regulated areas

## TINTING AND BASE INFORMATION

Refer to the appropriate color formula book, automatic tinting equipment, and or computer color matching system for color formulas and tinting instructions.

56-110XI	White & Pastel Base
56-120XI	Midtone Base*
56-140XI	Ultra Deep Base*

\*Must be tinted before use.

Some colors, drastic color changes, or porous substrates may require more than one coat to achieve a uniform finish.

## PRODUCT DATA

<b>PRODUCT TYPE:</b>	100% Acrylic Latex
<b>SHEEN:</b>	Flat: 0-5 @60°; 0-5 @85°
<b>VOLUME SOLIDS*:</b>	34% +/- 2%
<b>WEIGHT SOLIDS*:</b>	50% +/- 2%
<b>WEIGHT/GALLON*:</b>	11.0 lbs. (5.0 kg) +/- 0.2 lbs. (91 g)
<b>VOC*:</b>	<50 g/L (0.4 lbs./gal.)

\*Product data calculated on product 56-110XI.

**COVERAGE:** Approximately 400 sq. ft. (37 sq. meters) per U.S. Gallon (3.78L) on smooth, nonporous surfaces.

Wet Film Thickness:	4 mils
Wet Microns:	102
Dry Film Thickness:	1.4 mils
Dry Microns:	36

Coverage figures do not include loss due to surface irregularities and porosity or material loss due to application method or mixing.

**DRYING TIME:** Dry time @ 77°F (25°C); 50% relative humidity.

To Touch:	30-60 minutes
To Recoat:	4 hours
To Full Cure:	30 days

Drying times listed may vary depending on temperature, humidity, film build, color, and air movement. For example, product applied at 35°F (2°C) would require a minimum of 24 hours before recoat.

**CLEANUP:** Clean tools with warm soapy water.

**DISPOSAL:** Contact your local environmental regulatory agency for guidance on disposal of unused product. Do not pour down a drain or storm sewer.

**FLASH POINT:** Over 200°F (93°C)

## FEATURES / BENEFITS

### Features

100% acrylic latex  
Application down to 35°F (2°C)  
Full-bodied application  
Good adhesion  
Good hiding power  
Resists mildew on the dry paint film  
< 50 g/L VOC

### Benefits

Offers good weather resistance  
Extends the painting season  
Provides a good balance of build capabilities and sag resistance  
Offers good durability  
Provides a uniform finish  
Stays clean longer  
Meets national VOC regulations

Read Label and Material Safety Data Sheet Prior to Use. See other cautions on last page.

## GENERAL SURFACE PREPARATION

Surface must be sound, dry, and free from loose and peeling paint, dirt, mildew, grease, oil, chalk, rust, and other surface contaminants. Repair all moisture problems. Putty all nail holes and caulk all cracks and open seams. Sand all glossy, rough or patched surfaces. Prime recommended substrates with the appropriate high quality specialty primer (see recommended primers below).

**WARNING!** If you scrape, sand, or remove old paint, you may release lead dust or fumes. **LEAD IS TOXIC. EXPOSURE TO LEAD DUST OR FUMES CAN CAUSE SERIOUS ILLNESS, SUCH AS BRAIN DAMAGE, ESPECIALLY IN CHILDREN. PREGNANT WOMEN SHOULD ALSO AVOID EXPOSURE.** Wear a properly fitted NIOSH-approved respirator and prevent skin contact to control lead exposure. Clean up carefully with a HEPA vacuum and a wet mop. Before you start, find out how to protect yourself and your family by contacting the USEPA National Lead Information Hotline at 1-800-424-LEAD or log on to [www.epa.gov/lead](http://www.epa.gov/lead). In Canada contact a regional Health Canada office. Follow these instructions to control exposure to other hazardous substances that may be released during surface preparation.

**ALUMINUM SIDING:** Siding may present potential adhesion problems. Prime prior to topcoating. A specialty primer may be required if the original painted surface has degraded to the substrate. Topcoat should be spot applied, allowed to cure overnight, then evaluated for adhesion. If adhesion is good, the application may proceed. Check adhesion by applying a piece of masking tape. When the masking tape is removed, if the coating peels off, the surface must be scuff sanded prior to proceeding to ensure mechanical adhesion.

**BRICK:** New brick and mortar should cure for at least 30 days and preferably 90 days prior to priming and painting. The pH of the substrate must be less than 10 before priming. Use of an alkali resistant primer is recommended. Painting glazed brick is not recommended due to potential adhesion problems.

**CONCRETE and MASONRY:** New concrete and masonry should cure for at least 30 days and preferably 90 days prior to priming and painting. The pH of the substrate must be less than 10 before priming. Use of an alkali resistant primer is recommended.

**FERROUS METAL:** The surface must be cleaned thoroughly to remove any dust, rust, and surface contaminants, and then primed.

**FIBER CEMENT:** Fiber cement board may present potential adhesion, alkali burn, and efflorescence problems. New board should be aged for at least 30 days prior to priming and painting. The pH of the substrate must be less than 10 and the moisture content must be less than 12% prior to priming and topcoating. All cracks and open seams should be caulked to prevent water penetration. Pre-primed board from the manufacturer may not be uniformly or completely sealed. It is recommended that an alkali resistant primer be applied to ensure complete and uniform sealing prior to topcoating.

**WOOD:** Unpainted wood or wood in poor condition should be sanded smooth, wiped clean, then primed. Any knots or resinous areas must be primed before painting. Countersink all nails, putty flush with surface, then prime.

## LIMITATIONS OF USE

FOR EXTERIOR USE ONLY. Apply when air and surface temperatures are 35°F (2°C) and surface temperature is at least 5°F (3°C) above the dew point. For optimum application properties, bring material to at least 50°F (10°C) prior to application. Air and surface temperature must remain above 35°F (2°C) for the next 24 hours. Avoid painting late in the day when dew and condensation are likely to form or if rain or snow is expected. Do not apply in direct sunlight.

Not recommended for use on steps, floors, or vinyl surfaces. **PROTECT FROM FREEZING.**

While this product provides a mildew resistant coating, growth may still occur if the substrate is not properly prepared prior to painting and/or if the substrate is consistently exposed to conditions conducive to mold, mildew, and algae. Examples of these conditions include, but are not limited to, under eaves, behind shrubbery and trees, and in areas that are consistently damp with little to no direct sunlight.

## RECOMMENDED PRIMERS

Aluminum Siding	17-921, 3210-1200G
Brick	4-503, 4-603, 17-921, 3210-1200G, 6001-1200G
Concrete	4-503, 4-603, 17-921, 3210-1200G, 6001-1200G
Ferrous Metal	90-712, 90-912
Masonry	4-503, 4-603, 17-921, 6001-1200G
Fiber Cement Board	4-503, 4-603, 6001-1200G
Wood	4-603, 6-609, 17-921, 3210-1200G, 6001-1200G

## PACKAGING

1-Gallon (3.78 L)  
5-Gallon (18.9 L)

## APPLICATION INFORMATION

Stir thoroughly before using and occasionally when in use. When using more than one can of the same color, intermix to ensure color uniformity. USE WITH ADEQUATE VENTILATION. KEEP OUT OF REACH OF CHILDREN. Read all label and Safety Data Sheet (SDS) information prior to use. SDS are available through our web site or by calling 1-800-441-9695.

**Application Equipment:** Apply with a high quality brush, roller, paint pad, or by spray equipment. Where necessary, apply a second coat and allow each coat to dry thoroughly before applying the next coat.

**Airless Spray:** Pressure 2000 psi, tip 0.015" - 0.021"

Spray equipment must be handled with due care and in accordance with manufacturer's recommendation. High-pressure injection of coatings into the skin by airless equipment may cause serious injury.

**Brush:** Polyester/Nylon Brush

**Roller:** 3/8" - 3/4" nap roller cover

**Thinning:** No thinning is usually required.

**Permissible temperatures during application:**

Material:	35 to 90°F	2 to 32°C
Ambient:	35 to 100°F	2 to 38°C
Substrate:	35 to 100°F	2 to 38°C

## PRECAUTIONS

**WARNING! HARMFUL IF SWALLOWED. MAY CAUSE ALLERGIC SKIN REACTION.** Sanding and grinding dusts may be harmful if inhaled. This product contains crystalline silica which can cause lung cancer or silicosis. The risk of cancer depends on the duration and level of exposure to dust from sanding surfaces or mist from spray applications. Do not breathe vapor or mist. Do not swallow. Do not get on skin or clothing. Keep container tightly closed and sealed until ready for use. Wash thoroughly after handling. Provide fresh air ventilation during and after application and drying. Avoid the inhalation of dust, particulates, spray or mist arising from the application of this preparation. Use personal protective equipment as required. DANGER-RAGS, STEEL WOOL OR WASTE SOAKED WITH SPEED CRYL MAY SPONTANEOUSLY CATCH FIRE IF IMPROPERLY DISCARDED. IMMEDIATELY AFTER EACH USE, PLACE RAGS, STEEL WOOL OR WASTE IN A SEALED WATER-FILLED METAL CONTAINER. **Note: These warnings encompass the product series. Prior to use, read and follow product-specific MSDS and label information.** **FIRST AID:** If swallowed, rinse mouth with water (only if the person is conscious). Call physician immediately. Do not induce vomiting unless directed to do so by medical personnel. If in eyes, rinse with water for 15 minutes. Check for and remove any contact lenses. If on skin, rinse well with water. Wash with soap and water. Get medical attention if irritation develops. If inhaled, remove to fresh air. If experiencing respiratory symptoms call a POISON CENTER or doctor/physician. Keep out of the reach of children. For workplace use, an MSDS is available from your retailer or by calling (412) 492-5555. EMERGENCY SPILL INFORMATION: (412) 434-4515 (U.S.).

© 2016 PPG Industries, Inc., All Rights Reserved. MONARCH®, SPEED CRYL® are registered trademarks of PPG Architectural Finishes, Inc. The PPG Logo is a registered trademark and the PPG Paints Logo & Design is a trademark of PPG Industries Ohio, Inc.

PPG Architectural Finishes, Inc. believes the technical data presented is currently accurate; however, no guarantee of accuracy, comprehensiveness, or performance is given or implied. Improvements in coatings technology may cause future technical data to vary from what is in this bulletin. For complete, up-to-date technical information, visit our web site or call 1-800-441-9695.



PPG Industries, Inc.  
Architectural Coatings  
One PPG Place  
Pittsburgh, PA 15272  
www.ppgpaints.com

Technical Services  
1-800-441-9695  
1-888-807-5123 fax

Architect/Specifier  
1-888-PPG-IDEA

PPG Architectural Coatings Canada Inc.  
2505, rue de la Metropole  
Longueuil (Quebec) Canada J4G 1E5

56-110XI - 9/2016

Made in the  
USA



Architectural Coatings

Speed Cryl Exterior 100% Acrylic House &amp; Trim Paint Satin

**GENERAL DESCRIPTION**

*Speed Cryl* is a professional quality 100% acrylic exterior latex that provides an economical option for good adhesion, hiding and coverage on a variety of exterior substrates. It is specifically formulated to meet the professional application needs of high volume new home, multi-family, commercial and large repaint projects. It offers a full body feel and provides a good balance of build capabilities and sag resistance for spray, brush, or roll application.

**RECOMMENDED SUBSTRATES**

Aluminum Siding	Fiber Cement Board	Wood
Brick	Masonry	
Concrete	Metal	

**CONFORMANCE STANDARDS**

VOC compliant in all regulated areas

**TINTING AND BASE INFORMATION**

56-410XI	White & Pastel Base
56-420XI	Midtone Base*
56-440XI	Ultra Deep Base*

\*Must be tinted before use.

Refer to the appropriate color formula book, automatic tinting equipment, and or computer color matching system for color formulas and tinting instructions.

**PACKAGING**

1-Gallon (3.78 L)  
5-Gallon (18.9 L)

**PRODUCT DATA**

<b>PRODUCT TYPE:</b>	100% Acrylic Latex
<b>SHEEN:</b>	Satin: 10-20 @60°; 30-50 @85°
<b>VOLUME SOLIDS*:</b>	37% +/- 2%
<b>WEIGHT SOLIDS*:</b>	48% +/- 2%
<b>WEIGHT/GALLON*:</b>	10.1 lbs. (4.6 kg) +/- 0.2 lbs. (91 g)
<b>VOC:</b>	<50 g/L (0.4 lbs./gal.)

\*Product data calculated on product 56-410XI.

**COVERAGE:** Approximately 400 sq. ft. (37 sq. meters) per U.S. Gallon (3.78L) on smooth, nonporous surfaces.

Wet Film Thickness:	4 mils
Wet Microns:	102
Dry Film Thickness:	1.5 mils
Dry Microns:	38

Coverage figures do not include loss due to surface irregularities and porosity or material loss due to application method or mixing. Some colors, drastic color changes, or porous substrates may require more than one coat to achieve a uniform finish.

**DRYING TIME:** Dry time @ 77°F (25°C); 50% relative humidity.

To Touch:	30-60 minutes
To Recoat:	4 hours
To Full Cure:	30 days

Drying times listed may vary depending on temperature, humidity, film build, color, and air movement. For example, product applied at 35°F (2°C) would require a minimum of 24 hours before recoat.

**CLEANUP:** Clean tools with warm soapy water.

**DISPOSAL:** Contact your local environmental regulatory agency for guidance on disposal of unused product. Do not pour down a drain or storm sewer.

**FLASH POINT:** Over 200°F (93°C)

**FEATURES / BENEFITS****Features**

100% acrylic latex  
Application down to 35°F (2°C)  
Full-bodied application  
Good adhesion  
Good hiding power  
Resists mildew on the dry paint film  
< 50 g/L VOC

**Benefits**

Offers good weather resistance  
Extends the painting season  
Provides a good balance of build capabilities and sag resistance  
Offers good durability  
Provides a uniform finish  
Stays clean longer  
Meets national VOC regulations

## GENERAL SURFACE PREPARATION

Surface must be sound, dry, and free from loose and peeling paint, dirt, mildew, grease, oil, chalk, rust, and other surface contaminants. Repair all moisture problems. Putty all nail holes and caulk all cracks and open seams. Sand all glossy, rough or patched surfaces. Prime recommended substrates with the appropriate high quality specialty primer (see recommended primers below).

**WARNING!** If you scrape, sand, or remove old paint, you may release lead dust or fumes. LEAD IS TOXIC. EXPOSURE TO LEAD DUST OR FUMES CAN CAUSE SERIOUS ILLNESS, SUCH AS BRAIN DAMAGE, ESPECIALLY IN CHILDREN. PREGNANT WOMEN SHOULD ALSO AVOID EXPOSURE. Wear a properly fitted NIOSH-approved respirator and prevent skin contact to control lead exposure. Clean up carefully with a HEPA vacuum and a wet mop. Before you start, find out how to protect yourself and your family by contacting the USEPA National Lead Information Hotline at 1-800-424-LEAD or log on to [www.epa.gov/lead](http://www.epa.gov/lead). In Canada contact a regional Health Canada office. Follow these instructions to control exposure to other hazardous substances that may be released during surface preparation.

**ALUMINUM SIDING:** Siding may present potential adhesion problems. Prime prior to topcoating. A specialty primer may be required if the original painted surface has degraded to the substrate. Topcoat should be spot applied, allowed to cure overnight, then evaluated for adhesion. If adhesion is good, the application may proceed. Check adhesion by applying a piece of masking tape. When the masking tape is removed, if the coating peels off, the surface must be scuff sanded prior to proceeding to ensure mechanical adhesion.

**BRICK:** New brick and mortar should cure for at least 30 days and preferably 90 days prior to priming and painting. The pH of the substrate must be less than 10 before priming. Use of an alkali resistant primer is recommended. Painting glazed brick is not recommended due to potential adhesion problems.

**CONCRETE and MASONRY:** New concrete and masonry should cure for at least 30 days and preferably 90 days prior to priming and painting. The pH of the substrate must be less than 10 before priming. Use of an alkali resistant primer is recommended.

**FERROUS METAL:** The surface must be cleaned thoroughly to remove any dust, rust, and surface contaminants, and then primed.

**FIBER CEMENT:** Fiber cement board may present potential adhesion, alkali burn, and efflorescence problems. New board should be aged for at least 30 days prior to priming and painting. The pH of the substrate must be less than 10 and the moisture content must be less than 12% prior to priming and topcoating. All cracks and open seams should be caulked to prevent water penetration. Pre-primed board from the manufacturer may not be uniformly or completely sealed. It is recommended that an alkali resistant primer be applied to ensure complete and uniform sealing prior to topcoating.

**WOOD:** Unpainted wood or wood in poor condition should be sanded smooth, wiped clean, then primed. Any knots or resinous areas must be primed before painting. Countersink all nails, putty flush with surface, then prime.

## RECOMMENDED PRIMERS

Aluminum Siding	17-921XI
Brick	4-503, 4-603XI, 17-921XI, 17-6001
Concrete	4-503, 4-603XI, 17-921XI, 17-6001
Ferrous Metal	4020, 90-712, 90-912
Masonry	4-503, 4-603XI, 17-921XI, 17-6001
Fiber Cement Board	4-503, 4-603XI, 17-921XI, 17-6001
Wood	17-921XI, 17-6001

## LIMITATIONS OF USE

**FOR EXTERIOR USE ONLY.** Apply when air and surface temperatures are 35°F (2°C) and surface temperature is at least 5°F (3°C) above the dew point. For optimum application properties, bring material to at least 50°F (10°C) prior to application. Air and surface temperature must remain above 35°F (2°C) for the next 24 hours. Avoid painting late in the day when dew and condensation are likely to form or if rain or snow is expected. Do not apply in direct sunlight.

Not recommended for use on steps, floors, or vinyl surfaces. **PROTECT FROM FREEZING.**

While this product provides a mildew resistant coating, growth may still occur if the substrate is not properly prepared prior to painting and/or if the substrate is consistently exposed to conditions conducive to mold, mildew, and algae. Examples of these conditions include, but are not limited to, under eaves, behind shrubbery and trees, and in areas that are consistently damp with little to no direct sunlight.

**APPLICATION INFORMATION**

Stir thoroughly before using and occasionally when in use. When using more than one can of the same color, intermix to ensure color uniformity. USE WITH ADEQUATE VENTILATION. KEEP OUT OF REACH OF CHILDREN. Read all label and Safety Data Sheet (SDS) information prior to use. SDS are available through our web site or by calling 1-800-441-9695.

**Application Equipment:** Apply with a high quality brush, roller, paint pad, or by spray equipment. Where necessary, apply a second coat and allow each coat to dry thoroughly before applying the next coat.

**Airless Spray:** Pressure 1500-2000 psi, tip 0.015" - 0.021"

Spray equipment must be handled with due care and in accordance with manufacturer's recommendation. High-pressure injection of coatings into the skin by airless equipment may cause serious injury.

**Brush:** Polyester/Nylon Brush

**Roller:** 3/8" - 3/4" nap roller cover

**Thinning:** Do not thin.

**Permissible temperatures during application:**

Material:	35 to 90°F	2 to 32°C
Ambient:	35 to 100°F	2 to 38°C
Substrate:	35 to 100°F	2 to 38°C

**PRECAUTIONS**

**WARNING! HARMFUL IF SWALLOWED. MAY CAUSE ALLERGIC SKIN REACTION.** Do not get on skin or clothing. Do not swallow. Keep container tightly closed and sealed until ready for use. Wash thoroughly after handling. Provide fresh air ventilation during and after application and drying. Avoid the inhalation of dust, particulates, spray or mist arising from the application of this preparation. Use personal protective equipment as required.

**Note: These warnings encompass the product series. Prior to use, read and follow product-specific MSDS and label information. FIRST AID:** If swallowed, rinse mouth with water (only if the person is conscious). Do not induce vomiting unless directed to do so by medical personnel. Call physician immediately. If in eyes, rinse with water for 15 minutes. Check for and remove any contact lenses. If on skin, rinse well with water. Wash with soap and water. Get medical attention if irritation develops. If inhaled, remove to fresh air. If experiencing respiratory symptoms call a POISON CENTER or doctor/physician. Keep out of the reach of children. For workplace use, an MSDS is available from your retailer or by calling (412) 492-5555. EMERGENCY SPILL INFORMATION: (412) 434-4515 (U.S.).





Architectural Coatings

PPG Advantage 900 Interior/Exterior Trim &amp; Door Paint Gloss

**GENERAL DESCRIPTION**

Advantage 900 is a top quality, waterborne, very fast dry, acrylic enamel developed to have many characteristics of an alkyd enamel, but with water clean-up. It is designed for application, with minimal preparation, to interior and exterior trim, doors, and other architectural, institutional and residential surfaces.

**RECOMMENDED SUBSTRATES**

Brick	Ferrous Metal
Concrete	Masonry
Concrete Block (CMU)	Plaster
Gypsum Wallboard-Drywall	Wood

**CONFORMANCE STANDARDS**

VOC compliant in all regulated areas

**PRODUCT INFORMATION**

909-10	White & Pastel Base
909-20	Midtone Base*
909-40	Ultra Deep Base*

\*Must be tinted before use.

Refer to the appropriate color formula book, automatic tinting equipment, and or computer color matching system for color formulas and tinting instructions.

**PACKAGING**

Quart (946mL)  
1-Gallon (3.78 L)  
5-Gallon (18.9 L)

Not all products are available in all sizes.

**PRODUCT DATA**

<b>PRODUCT TYPE:</b>	Styrene Acrylic
<b>SHEEN:</b>	Gloss, 70-100 @60°
<b>VOLUME SOLIDS*:</b>	38% +/- 2%
<b>WEIGHT SOLIDS*:</b>	49% +/- 2%
<b>WEIGHT/GALLON*:</b>	10.2 lbs. (4.6 kg) +/- 0.2 lbs. (91 g)
<b>VOC:</b>	<50 g/L (0.4 lbs./gal.)

\*Product data calculated on product 909-10.

**COVERAGE:** Approximately 400 sq. ft. (37 sq. meters) per U.S. Gallon (3.78L) on smooth, nonporous surfaces

Wet Film Thickness:	4 mils
Wet Microns:	102
Dry Film Thickness:	1.5 mils
Dry Microns:	38

Coverage figures do not include loss due to surface irregularities and porosity or material loss due to application method or mixing. Some colors, drastic color changes, or porous substrates may require more than one coat to achieve a uniform finish.

**DRYING TIME:** Dry time @ 77°F (25°C); 50% relative humidity.

To Touch:	1 hour
To Recoat:	4 hours
To Full Cure:	30 days

Drying times listed may vary depending on temperature, humidity, film build, color, and air movement.

**CLEANUP:** Clean tools with warm, soapy water.

**DISPOSAL:** Contact your local environmental regulatory agency for guidance on disposal of unused product. Do not pour down a drain or storm sewer.

**FLASH POINT:** Over 200°F (93°C)

**FEATURES / BENEFITS****Features**

Very Fast Drying  
Non-Yellowing  
Interior/Exterior  
Soap and Water Clean-Up  
Washable  
Bonds with Minimal Surface Preparation

**Benefits**

Allows doors and windows to be put back into service quickly  
Colors stay true  
Versatile  
No solvent disposal issues  
Extends time to repaint  
Saves time and labor

Read Label and Safety Data Sheet prior to use. See other cautions on last page.

## GENERAL SURFACE PREPARATION

Surface must be clean and dry. Remove all loose, peeling paint, dirt, mildew, grease, oil, chalk, rust, and any other surface contaminants. Repair all moisture problems. Blistering and peeling issues are commonly caused by moisture behind the paint film. Putty all nail holes and caulk all cracks and open seams. Sand all glossy, rough and patched surfaces. Plaster, concrete and masonry must be completely dry, free of efflorescence and allowed to cure for 30 days prior to painting. An appropriate specialty primer is recommended for all uncoated surfaces and special substrates such as tannin staining wood, new or chalky masonry, and bare metal.

**WARNING!** If you scrape, sand, or remove old paint, you may release lead dust or fumes. LEAD IS TOXIC. EXPOSURE TO LEAD DUST OR FUMES CAN CAUSE SERIOUS ILLNESS, SUCH AS BRAIN DAMAGE, ESPECIALLY IN CHILDREN. PREGNANT WOMEN SHOULD ALSO AVOID EXPOSURE. Wear a properly fitted NIOSH-approved respirator and prevent skin contact to control lead exposure. Clean up carefully with a HEPA vacuum and a wet mop. Before you start, find out how to protect yourself and your family by contacting the USEPA National Lead Information Hotline at 1-800-424-LEAD or log on to [www.epa.gov/lead](http://www.epa.gov/lead). Follow these instructions to control exposure to other hazardous substances that may be released during surface preparation.

**BRICK, CONCRETE, and MASONRY:** New brick, concrete and masonry should cure for at least 30 days and preferably 90 days prior to priming and painting. The pH of the substrate must be less than 10 before priming. Use of an alkali resistant primer is recommended. Painting glazed brick is not recommended due to potential adhesion problems.

**CONCRETE BLOCK (CMU):** Mortar should cure for at least 30 days and preferably 90 days prior to priming with a block filler.

**FERROUS METAL:** The surface must be cleaned thoroughly to remove any dust, rust, and surface contaminants, and then primed.

**GYPSUM WALLBOARD-DRYWALL:** Nails or screws should be countersunk, and they along with any indentations should be mudded flush with the surface, sanded smooth and cleaned to remove any dust prior to priming and painting the substrate.

**PLASTER:** New plaster should cure for at least 30 days and preferably 90 days prior to priming and painting. The pH of the substrate must be less than 10 before priming. Use of an alkali resistant primer is recommended.

**WOOD:** Unpainted wood or wood in poor condition should be sanded smooth and wiped clean. Any knots or resinous areas must be primed before painting. Countersink all nails, putty flush with surface, then prime.

## RECOMMENDED PRIMERS

Brick/Concrete/Masonry	4-603XI, 17-921XI, 3210-120XI
Concrete Block (CMU)	6-7, 6-15XI
Ferrous Metal	4020, 4360
Gypsum Wallboard-Drywall	6-2, 6-4, 9-900,, 12-900XI 17-921XI, 3210-120XI
Plaster	4-603XI, 17-921XI, 3210-120XI
Wood	6-2, 9-900, 12-900XI, 17-921XI, 3210-120XI

## LIMITATIONS OF USE

Apply when air and surface temperatures are 50°F (10°C) to 100 (38°C) and surface temperature is at least 5°F (3°C) above the dew point. Avoid exterior painting late in the day when dew and condensation are likely to form or if rain or snow is expected. Do not apply in direct sunlight.

Not recommended for large exterior wood surfaces such as siding. Not recommended for locations where hand oils may accumulate and soften the paint.

**NOTE:** Although surface preparation requirements in regard to surface profiling (sanding, sweep blasting, wire brushing, etc.) are minimal with this product, the surface **MUST BE CLEAN** prior to painting in order to develop strong paint adhesion to the surface.

**NOTE:** Not recommended for use with TOP GUN® 400 Sealant, use TOP GUN® 250 or TOP GUN® 300.

**PROTECT FROM FREEZING.**

## APPLICATION INFORMATION

Stir thoroughly before using and occasionally when in use. When using more than one can of the same color, intermix to ensure color uniformity. USE WITH ADEQUATE VENTILATION. KEEP OUT OF REACH OF CHILDREN. Read all label and Safety Data Sheet (SDS) information prior to use. SDS are available through our web site or by calling 1-800-441-9695.

**Application Equipment:** Apply with a high-quality brush, roller, paint pad, or by spray equipment.

**Airless Spray:** Pressure 1500 to 2000 psi; tip 0.015" to 0.021". Spray equipment must be handled with due care and in accordance with manufacturer's recommendation. High-pressure injection of coatings into the skin by airless equipment may cause serious injury.

**Conventional Spray:** DeVilbiss MBC-510 gun; E tip; 704 air cap; 3/8" (1.0 cm) ID material hose; double regulated pressure tank with oil and moisture separator; 20 psi fluid pressure; 40-60 psi air pressure.

**Brush:** Polyester/Nylon Brush

**Roller (nap roller cover):** 3/8" - 3/4"

**Thinning:** Do not thin.

### Permissible temperatures during application:

Material:	50 to 90°F	10 to 32°C
Ambient:	50 to 100°F	10 to 38°C
Substrate:	50 to 100°F	10 to 38°C

## PRECAUTIONS

**WARNING! HARMFUL IF INHALED.** Do not breathe vapor or mist. Keep container tightly closed and sealed until ready for use. Wash thoroughly after handling. Provide fresh air ventilation during and after application and drying. Avoid the inhalation of dust, particulates, spray or mist arising from the application of this preparation. Use personal protective equipment as required. **Note: These warnings encompass the product series. Prior to use, read and follow product-specific SDS and label information.** **FIRST AID:** If swallowed, rinse mouth with water (only if the person is conscious). Do not induce vomiting unless directed to do so by medical personnel. If in eyes, rinse with water for 15 minutes. Check for and remove any contact lenses. If on skin, rinse well with water. Wash with soap and water. Get medical attention if irritation develops. If inhaled, remove to fresh air. If experiencing respiratory symptoms call a POISON CENTER or doctor/physician. Keep out of the reach of children. For workplace use, an SDS is available from your retailer or by calling (412) 492-5555. EMERGENCY SPILL INFORMATION: (412) 434-4515 (U.S.).

© 2019 PPG Industries, Inc. All Rights Reserved. The PPG Logo is a registered trademark of PPG Industries Ohio, Inc. Advantage 900 is a trademark of PPG Architectural Finishes, Inc.

PPG Architectural Finishes, Inc. believes the technical data presented is currently accurate; however, no guarantee of accuracy, comprehensiveness, or performance is given or implied. Improvements in coatings technology may cause future technical data to vary from what is in this bulletin. For complete, up-to-date technical information, call 1-800-441-9695.



PPG Architectural Finishes, Inc.  
One PPG Place  
Pittsburgh, PA 15272  
www.ppgpaints.com

Technical Services  
1-800-441-9695

Architect/Specifier  
1-888-PPG-IDEA

PPG Architectural Coatings Canada Inc.  
2505, rue de la Métropole,  
Longueuil (Québec) Canada J4G 1E5

909-10 3/2019

# PITT-TECH® PLUS | 90-1110 SERIES

## DESCRIPTION

One-component, int./ext. satin DTM industrial enamel

## PRINCIPAL CHARACTERISTICS

- 100% waterborne acrylic enamel
- Excellent adhesion for true DTM performance
- Easy to apply
- Low odor during application
- Soap and water clean up
- Improved color and gloss retention versus most alkyds and water based systems
- Flash rust resistant
- Washable, scrub resistant

## COLOR AND GLOSS LEVEL

- Custom colors, white
- Satin (15 to 20 w/ 60° meter)

Note: Certain colors, especially red, orange, and yellow may require additional coats for adequate hiding, especially if applied over primers with a significant color contrast

## BASIC DATA AT 68°F (20°C)

Data for product	
Number of components	One
Volume solids	42 ± 3%
VOC (Supplied)	max. 0.7 lb/US gal (approx. 84 g/l)
Temperature resistance (Continuous)	To 200°F (93°C)
Temperature resistance (Intermittent)	To 250°F (121°C)
Recommended dry film thickness	2.0 - 4.0 mils (50 - 100 µm) depending on system
Theoretical spreading rate	337 ft²/US gal for 2.0 mils (8.4 m²/l for 50 µm)
Shelf life	At least 36 months when stored cool and dry

### Notes:

- See ADDITIONAL DATA – Overcoating intervals
- See ADDITIONAL DATA – Curing time
- Two coats are required for maximum protection and for applications where this product is used as a finish coat
- Discoloration will occur at high temperatures



# PITT-TECH® PLUS | 90-1110 SERIES

## RECOMMENDED SUBSTRATE CONDITIONS AND TEMPERATURES

- Coating performance is proportional to the degree of surface preparation. Refer to the application instructions for specific primers and intermediate coats for application and curing procedures. Ensure epoxies are free from amine blush prior to overcoating. All previous coats must dry and free of contaminants. Adhere to all minimum and maximum topcoat times for specific primers and intermediate coats. Aged epoxy coatings require abrading prior to applying the product. A test patch over unknown coatings is recommended.

---

### Steel

- Remove all rust, dirt, moisture, grease or other contaminants from the surface in accordance with SSPC SP-1
- Power tool clean in accordance with SSPC SP-3 or hand tool clean to SSPC SP-2 requirements. Alternately, abrasive blast to SSPC SP-7 requirements. Abrasive blasting to SSPC SP-6 or better is also allowable and will give the best possible system performance
- Note that a primer must be used on all bare metal substrates when using colors made from Midtone, Deeptone, and Deep Rustic bases

---

### Non-ferrous metals and galvanizing

- Remove oil or soap film with detergent or emulsion cleaner as per SSPC SP-1 and galvanizing requirements, then use a phosphatizing conversion coating
- Alternately, power tool clean to uniformly abrade the surface or lightly abrasive blast with a fine abrasive to produce a uniform and dense anchor profile of 1.0 – 2.0 mils (25 – 50 µm) in accordance with SSPC SP-16.
- Galvanizing that has had at least 12 months of exterior weathering may be coated after power washing to remove all contaminants and white rust
- Galvanized surfaces that have been passivated with a chromate treatment must be abrasive blasted. Coatings may not adhere to chromate sealed galvanizing if the chromates are not completely removed.

---

### Concrete / Masonry

- Clean concrete surface, abrasive blast per ASTM D4259 or acid-etch in accordance with ASTM D 4260
- Fill concrete voids with AMERCOAT 965 or AMERCOAT 114 A
- Clean masonry surfaces by ASTM D4261
- Fill masonry block with AMERLOCK 400 BF block filler or PPG 4-100 acrylic block filler

---

### Wood

- Sand new bare wood to remove any surface contamination and surface cells
- Remove oil spots, sap or pitch by wiping with 97-727 thinner
- Countersink all nails and putty flush with the surface
- Properly dispose of solvent rags to avoid spontaneous combustion hazard
- A wood primer or a first coat of this product may be used to prime the surface
- To recoat primed wood, remove all dirt, grease, or oil with a cleaner. Rinse with clean water. Remove wax with a commercial de-waxer. Sand loose paint to a tight, adherent surface

# PITT-TECH® PLUS | 90-1110 SERIES

## Dry wall

- Tape all joints, fill cracks and nail holes with patching, paste or spackle; sand smooth. Remove all dust. Unsealed drywall will require at least 2 coats of this product

---

## Substrate temperature and application conditions

- Surface temperature during application should be between 40°F (4°C) and 120°F (49°C)
- Surface temperature during application should be at least 5°F (3°C) above dew point
- Ambient temperature during application and curing should be between 40°F (4°C) and 100°F (38°C)
- Relative humidity in excess of 85% will slow curing

---

## Warning

Removal of old paint by sanding, scraping or other means may generate dust or fumes which contain lead. EXPOSURE TO LEAD DUST OR FUMES MAY CAUSE ADVERSE HEALTH EFFECTS, ESPECIALLY IN CHILDREN OR PREGNANT WOMEN. Controlling exposure to lead or other hazardous substances requires the use of proper protective equipment, such as a properly fitted and approved (e.g., NIOSH approved) respirator and proper containment and cleanup. For additional information, contact the USEPA/Lead Information Hotline at 1-800-424-LEAD or the regional Health Canada office

---

## SYSTEM SPECIFICATION

- Primers for concrete, masonry, stucco, plaster: 4-603, 4-808, AMERLOCK SERIES (concrete)
- Primers for CMU: 4-100, AMERLOCK 400BF, 6-15, 16-90
- Primers for ferrous metal: self priming, 90-712, METALHIDE 2000, 6-208, 7-852
- Primers for non-ferrous metals: self priming, 90-712, 6-204, 6-208, 6-209
- Primers for drywall: 6-2, 9-900, 17-921
- Primers for Exterior Wood: 6-609, 17-921

---

## INSTRUCTIONS FOR USE

- Agitate with a power mixer for 1 – 2 minutes until completely dispersed. Ensure good off-bottom mixing

---

## Application

- Area should be sheltered from airborne particulates and pollutants
- Avoid combustion gases or other sources of carbon dioxide that may promote amine blush and ambering of light colors
- Ensure good ventilation during application and curing
- Provide shelter to prevent wind from affecting spray patterns
- Avoid exterior painting late in the day or when dew or condensation are likely to form or if rain is expected

## Material temperature

Material temperature during application should be between 50°F (10°C) and 90°F (32°C)

# PITT-TECH® PLUS | 90-1110 SERIES

---

**Air spray**

- Use standard conventional equipment

**Recommended thinner**

Tap water

**Volume of thinner**

0 - 5%

**Nozzle orifice**

Approx. 0.070 in (1.8 mm)

**Nozzle pressure**

0.3 - 0.5 MPa (approx. 4 - 5 bar; 50 - 70 p.s.i.)

Note: Overthinning may result in inadequate film thickness and subsequent pinpoint rusting

---

**Airless spray**

- 28:1 pump or larger

**Recommended thinner**

Tap water

**Volume of thinner**

0 - 5%

**Nozzle orifice**

0.013 - 0.017 in (approx. 0.33 - 0.43 mm)

Note: Overthinning may result in inadequate film thickness and subsequent pinpoint rusting

---

**Brush/roller**

- Use a high quality polyester/nylon brush and/or a high quality 3/8" nap roller. In hot or dry conditions, layoff lightly rolling with 3/8" nap roller cover. Multiple coats may be required to achieve specified film thickness

**Recommended thinner**

Tap water

**Volume of thinner**

0 - 5%

Note: Overthinning may result in inadequate film thickness and subsequent pinpoint rusting

---

# PITT-TECH® PLUS | 90-1110 SERIES

**Cleaning solvent**

Soap and water

**ADDITIONAL DATA**

Overcoating interval for DFT up to 2.0 mils (51 µm )				
Overcoating with...	Interval	50°F (10°C)	70°F (21°C)	90°F (32°C)
itself	Minimum	6 hours	1.5 hours	1 hour
	Maximum	Unlimited	Unlimited	Unlimited

Note: Overcoating times valid for a relative humidity of 50%

Curing time for DFT up to 2.0 mils (51 µm )		
Substrate temperature	Dry to touch	Dry to handle
50°F (10°C)	60 minutes	4 hours
70°F (21°C)	20 minutes	1 hour
90°F (32°C)	12 minutes	40 minutes

Note: Curing times valid for a relative humidity of 50%

**Product Qualifications**

- Compliant with USDA Incidental Food Contact Requirements
- Meets MPI Category #151, Interior W.B. Light Industrial Coating
- Meets MPI Category #161, Light Industrial Coating, Interior W. B. Coating, Gloss, MPI Gloss Level 3
- Can help earn LEED 2009 credits
- Performance offset to Federal Standard TT-E-2784 and Mil-P-28578

**DISCLAIMER**

- For industrial or professional use only

**SAFETY PRECAUTIONS**

- For paint and recommended thinners see INFORMATION SHEETS 1430, 1431 and relevant Material Safety Data Sheets

**WORLDWIDE AVAILABILITY**

It is always the aim of PPG Protective and Marine Coatings to supply the same product on a worldwide basis. However, slight modification of the product is sometimes necessary to comply with local or national rules/circumstances. Under these circumstances an alternative product data sheet is used.

**PPG Protective &  
Marine Coatings**

Bringing innovation to the surface.™

# PITT-TECH® PLUS | 90-1110 SERIES

## REFERENCES

• CONVERSION TABLES	INFORMATION SHEET	1410
• EXPLANATION TO PRODUCT DATA SHEETS	INFORMATION SHEET	1411
• SAFETY INDICATIONS	INFORMATION SHEET	1430
• SAFETY IN CONFINED SPACES AND HEALTH SAFETY, EXPLOSION HAZARD – TOXIC HAZARD	INFORMATION SHEET	1431

## WARRANTY

PPG warrants (i) its title to the product, (ii) that the quality of the product conforms to PPG's specifications for such product in effect at the time of manufacture and (iii) that the product shall be delivered free of the rightful claim of any third person for infringement of any U.S. patent covering the product. THESE ARE THE ONLY WARRANTIES THAT PPG MAKES AND ALL OTHER EXPRESS OR IMPLIED WARRANTIES, UNDER STATUTE OR ARISING OTHERWISE IN LAW, FROM A COURSE OF DEALING OR USAGE OF TRADE, INCLUDING WITHOUT LIMITATION, ANY OTHER WARRANTY OF FITNESS FOR A PARTICULAR PURPOSE OR USE, ARE DISCLAIMED BY PPG. Any claim under this warranty must be made by Buyer to PPG in writing within five (5) days of Buyer's discovery of the claimed defect, but in no event later than the expiration of the applicable shelf life of the product, or one year from the date of the delivery of the product to the Buyer, whichever is earlier. Buyer's failure to notify PPG of such non-conformance as required herein shall bar Buyer from recovery under this warranty.

## LIMITATIONS OF LIABILITY

IN NO EVENT WILL PPG BE LIABLE UNDER ANY THEORY OF RECOVERY (WHETHER BASED ON NEGLIGENCE OF ANY KIND, STRICT LIABILITY OR TORT) FOR ANY INDIRECT, SPECIAL, INCIDENTAL, OR CONSEQUENTIAL DAMAGES IN ANY WAY RELATED TO, ARISING FROM, OR RESULTING FROM ANY USE MADE OF THE PRODUCT. The information in this sheet is intended for guidance only and is based upon laboratory tests that PPG believes to be reliable. PPG may modify the information contained herein at any time as a result of practical experience and continuous product development. All recommendations or suggestions relating to the use of the PPG product, whether in technical documentation, or in response to a specific inquiry, or otherwise, are based on data, which to the best of PPG's knowledge, is reliable. The product and related information is designed for users having the requisite knowledge and industrial skills in the industry and it is the end-user's responsibility to determine the suitability of the product for its own particular use and it shall be deemed that Buyer has done so, as its sole discretion and risk. PPG has no control over either the quality or condition of the substrate, or the many factors affecting the use and application of the product. Therefore, PPG does not accept any liability arising from any loss, injury or damage resulting from such use or the contents of this information (unless there are written agreements stating otherwise). Variations in the application environment, changes in procedures of use, or extrapolation of data may cause unsatisfactory results. This sheet supersedes all previous versions and it is the Buyer's responsibility to ensure that this information is current prior to using the product. Current sheets for all PPG Protective & Marine Coatings Products are maintained at [www.ppgpmc.com](http://www.ppgpmc.com). The English text of this sheet shall prevail over any translation thereof.

## AVAILABILITY

### Packaging

1-gallon and 5-gallon kits

Product codes	Description
90-1110	White and Pastel Base
90-1120	Midtone Base*
90-1130	Deeptone Base*
90-1140	Deep rustic base*

### Notes:

- \* Must be tinted
- Refer to the appropriate color formula book, automatic tinting equipment, and/or computer color matching system for color formulas and tinting instructions

The PPG Logo, Bringing Innovation to the surface., and all other trademarks herein are property of the PPG group of companies.



**PPG Protective &  
Marine Coatings**

Bringing innovation to the surface.™

# HPC INDUSTRIAL ALKYD 4308/DEVGUARD 4308

## DESCRIPTION

One-component, alkyd gloss industrial enamel

## PRINCIPAL CHARACTERISTICS

- Interior / exterior, gloss enamel
- Protects against atmospheric corrosion
- Ideal for safety equipment and pipe identification
- Good abrasion resistance
- Washable and scrubbable
- Excellent resistance to grease, oil, and water

## COLOR AND GLOSS LEVEL

- Custom colors, white
- Gloss

## BASIC DATA AT 68°F (20°C)

Data for product	
Number of components	One
Volume solids	45 ± 2%
VOC (Supplied)	max. 3.6 lb/US gal (approx. 428 g/l)
Recommended dry film thickness	2.0 - 2.5 mils (50 - 64 µm) depending on system
Theoretical spreading rate	361 ft <sup>2</sup> /US gal for 2.0 mils (9.0 m <sup>2</sup> /l for 50 µm)
Shelf life	At least 12 months when stored cool and dry

### Notes:

- See ADDITIONAL DATA - Overcoating intervals
- See ADDITIONAL DATA - Curing time

## RECOMMENDED SUBSTRATE CONDITIONS AND TEMPERATURES

- Coating performance is, in general, proportional to the degree of surface preparation

### Steel

- Remove all rust, dirt, moisture, grease or other contaminants from the surface
- Abrasive blast cleaning to SSPC SP-6 standards will give optimum performance
- Where abrasive blasting is not practical, power tool cleaning in accordance with SSPC SP-3 or hand tool cleaning to SSPC SP-2 requirements is acceptable
- Prime with a recommended primer



# HPC INDUSTRIAL ALKYD 4308/DEVGUARD 4308

## Galvanized and aluminum

- Degrease to SSPC SP-1 and remove any white corrosion products by hand abrasion
- Galvanizing must have at least 12 months exterior weathering
- Prime galvanized steel with Multiprime/Devguard 4360
- Prime aluminum with Multiprime/Devguard 4360

## Concrete, Plaster and Masonry

- Cure at least 30 days before painting
- pH must be 10.0 or lower
- Roughen slick poured or pre-cast concrete and remove sealers by chemical cleaning or abrasive blasting
- Rinse thoroughly with water and allow to dry
- Remove loose aggregate
- Prime interior concrete or plaster with this product
- Prime exterior masonry with 4-603
- Fill concrete block with BLOXFIL 4000

## Previously painted surfaces

- Wash to remove contaminants
- Rinse thoroughly with water and allow to dry
- Sanding is not required if the surface is properly and thoroughly cleaned (scuff sanding is required only on glossy, hard, slick, or dense surfaces which are subject to high levels of moisture)
- Remove loose paint
- Scrub heavily chalked exterior areas and overhead areas such as eaves with soap and water
- All existing mildew must be removed by washing with a solution of 16 oz (473 ml) liquid household bleach and 2 oz (59 ml) non-ammoniated liquid detergent per gallon (3.785 L) of water. Rinse surfaces clean with water and allow to dry for 24 hours
- Prime with a recommended primer

## Substrate temperature and application conditions

- Surface temperature during application should be between 40°F (4°C) and 120°F (49°C)
- Surface temperature during application should be at least 5°F (3°C) above dew point
- Ambient temperature during application and curing should be between 50°F (10°C) and 100°F (38°C)
- Relative humidity during application should be above 0% and below 85%

## Warning

Removal of old paint by sanding, scraping or other means may generate dust or fumes which contain lead. EXPOSURE TO LEAD DUST OR FUMES MAY CAUSE ADVERSE HEALTH EFFECTS, ESPECIALLY IN CHILDREN OR PREGNANT WOMEN. Controlling exposure to lead or other hazardous substances requires the use of proper protective equipment, such as a properly fitted and approved (e.g., NIOSH-approved) respirator and proper containment and cleanup. For additional information, contact the USEPA/Lead Information Hotline at 1-800-424-LEAD or the regional Health Canada office

## **SYSTEM SPECIFICATION**

- Primers: Multiprime/Devguard 4160 or Multiprimer/Devguard 4360



# HPC INDUSTRIAL ALKYD 4308/DEVGUARD 4308

## INSTRUCTIONS FOR USE

- Inspect the top surface and remove any "skins" that may have formed on top
- Agitate with a power mixer for 1 – 2 minutes until completely dispersed. Ensure good off-bottom mixing

### Application

- Area should be sheltered from airborne particulates and pollutants
- Ensure good ventilation during application and curing
- Provide shelter to prevent wind from affecting spray patterns

### **Material temperature**

Material temperature during application should be between 50°F (10°C) and 90°F (32°C)

### Air spray

- Separate air and fluid pressure regulators and a moisture and oil trap in the main air supply line are recommended.

### **Recommended thinner**

No thinner should be added

### **Nozzle orifice**

Approx. 0.070 in (1.8 mm)

### Airless spray

- 30:1 pump or larger
- Adjust pump pressure as needed

### **Recommended thinner**

No thinner should be added

### **Nozzle orifice**

0.013 – 0.015 in (approx. 0.33 – 0.38 mm)

### Brush/roller

- Use a high quality natural bristle brush and/or solvent resistant, 3/8" nap roller. Ensure brush/roller is well loaded to avoid air entrainment. Multiple coats may be necessary to achieve adequate film-build

### **Recommended thinner**

No thinner should be added

### Cleaning solvent

PPG Thinner 20-05/Amercoat 15



# HPC INDUSTRIAL ALKYD 4308/DEVGUARD 4308

## ADDITIONAL DATA

Overcoating Interval for DFT up to 2.0 mils (51 µm )		
Overcoating with...	Interval	77°F (25°C)
Itself	Minimum	16 hours
	Maximum	Extended

### Notes:

- Overcoating times valid for a relative humidity of 50%
- Drying times may vary depending on temperature, humidity, and air movement

Curing time for DFT up to 1.6 mils (40 µm)		
Substrate temperature	Dry to touch	Dry hard
77°F (25°C)	1 hour	6 hours

Note: Curing times valid for a relative humidity of 50%

## DISCLAIMER

- For professional use only. Not for household use

## SAFETY PRECAUTIONS

- For paint and recommended thinners see INFORMATION SHEETS 1430, 1431 and relevant Material Safety Data Sheets

### Danger

Rags, steel wool or waste soaked with this product may spontaneously catch fire if improperly discarded. Immediately after use, place rags, steel wool or waste in a sealed water-filled metal container. Refer to [www.pittsburghpaints.com](http://www.pittsburghpaints.com), Spontaneous Combustion Advisory for additional information

## WORLDWIDE AVAILABILITY

It is always the aim of PPG Protective and Marine Coatings to supply the same product on a worldwide basis. However, slight modification of the product is sometimes necessary to comply with local or national rules/circumstances. Under these circumstances an alternative product data sheet is used.

## REFERENCES

- |  |                   |      |
|--|-------------------|------|
| • CONVERSION TABLES  | INFORMATION SHEET | 1410 |
| • EXPLANATION TO PRODUCT DATA SHEETS   | INFORMATION SHEET | 1411 |
| • SAFETY INDICATIONS   | INFORMATION SHEET | 1430 |
| • SAFETY IN CONFINED SPACES AND HEALTH SAFETY, EXPLOSION HAZARD – TOXIC HAZARD | INFORMATION SHEET | 1431 |



# HPC INDUSTRIAL ALKYD 4308/DEVGUARD 4308

## WARRANTY

PPG warrants (i) its title to the product, (ii) that the quality of the product conforms to PPG's specifications for such product in effect at the time of manufacture and (iii) that the product shall be delivered free of the rightful claims of any third person for infringement of any U.S. patent covering the product. THESE ARE THE ONLY WARRANTIES THAT PPG MAKES AND ALL OTHER EXPRESS OR IMPLIED WARRANTIES, UNDER STATUTE OR ARISING OTHERWISE IN LAW, FROM A COURSE OF DEALING OR USAGE OF TRADE, INCLUDING WITHOUT LIMITATION, ANY OTHER WARRANTY OF FITNESS FOR A PARTICULAR PURPOSE OR USE, ARE DISCLAIMED BY PPG. Any claim under this warranty must be made by Buyer to PPG in writing within five (5) days of Buyer's discovery of the claimed defect, but in no event later than the expiration of the applicable shelf life of the product, or one year from the date of the delivery of the product to the Buyer, whichever is earlier. Buyer's failure to notify PPG of such non-conformance as required herein shall bar Buyer from recovery under this warranty.

## LIMITATIONS OF LIABILITY

IN NO EVENT WILL PPG BE LIABLE UNDER ANY THEORY OF RECOVERY (WHETHER BASED ON NEGLIGENCE OF ANY KIND, STRICT LIABILITY OR TORT) FOR ANY INDIRECT, SPECIAL, INCIDENTAL, OR CONSEQUENTIAL DAMAGES IN ANY WAY RELATED TO, ARISING FROM, OR RESULTING FROM ANY USE MADE OF THE PRODUCT. The information in this sheet is intended for guidance only and is based upon laboratory tests that PPG believes to be reliable. PPG may modify the information contained herein at any time as a result of practical experience and continuous product development. All recommendations or suggestions relating to the use of the PPG product, whether in technical documentation, or in response to a specific inquiry, or otherwise, are based on data, which to the best of PPG's knowledge, is reliable. The product and related information is designed for users having the requisite knowledge and industrial skills in the industry and it is the end-user's responsibility to determine the suitability of the product for its own particular use and it shall be deemed that Buyer has done so, as its sole discretion and risk. PPG has no control over either the quality or condition of the substrate, or the many factors affecting the use and application of the product. Therefore, PPG does not accept any liability arising from any loss, injury or damage resulting from such use or the contents of this information (unless there are written agreements stating otherwise). Variations in the application environment, changes in procedures of use, or extrapolation of data may cause unsatisfactory results. This sheet supersedes all previous versions and it is the Buyer's responsibility to ensure that this information is current prior to using the product. Current sheets for all PPG Protective & Marine Coatings Products are maintained at [www.ppgpmc.com](http://www.ppgpmc.com). The English text of this sheet shall prevail over any translation thereof.

## AVAILABILITY

### Packaging

1-gallon and 5-gallon kits

The PPG logo, and all other PPG marks are property of the PPG group of companies. All other third-party marks are property of their respective owners.



# MULTIPRIME 4160

## DESCRIPTION

One-component, multi-purpose tank and structural primer

## PRINCIPAL CHARACTERISTICS

- Rust Inhibitive interior/exterior alkyd primer
- Ideal for structural steel, tank exteriors, piping and equipment
- May be topcoated on ferrous metal with epoxy and polyurethane coatings as well as conventional alkyds and latex products
- Fast drying properties
- Lead and chromate free

## COLOR AND GLOSS LEVEL

- Gray, White, Red
- Flat

## BASIC DATA AT 68°F (20°C)

Data for product	
Number of components	One
Volume solids	51 ± 2%
VOC (Supplied)	max. 3.5 lb/US gal (approx. 418 g/l)
Recommended dry film thickness	2.0 - 2.5 mils (50 - 64 µm) depending on system
Theoretical spreading rate	409 ft <sup>2</sup> /US gal for 2.0 mils (10.2 m <sup>2</sup> /l for 50 µm)
Shelf life	At least 12 months when stored cool and dry

### Notes:

- See ADDITIONAL DATA – Overcoating intervals
- See ADDITIONAL DATA – Curing time

## RECOMMENDED SUBSTRATE CONDITIONS AND TEMPERATURES

- Coating performance is, in general, proportional to the degree of surface preparation

### Steel

- Remove all rust, dirt, moisture, grease or other contaminants from the surface
- Abrasive blast cleaning to SSPC SP-6 standards will give optimum performance
- Where abrasive blasting is not practical, power tool cleaning in accordance with SSPC SP-3 or hand tool cleaning to SSPC SP-2 requirements is acceptable

# MULTIPRIME 4160

## **Galvanizing**

- Degrease to SSPC SP-1 and remove any white corrosion products by hand abrasion
  - Galvanizing that has had at least 12 months of exterior weathering may be coated after power washing to remove all contaminants and white rust
- 

## **Substrate temperature and application conditions**

- Surface temperature during application should be between 50°F (10°C) and 120°F (49°C)
  - Surface temperature during application should be at least 5°F (3°C) above dew point
  - Relative humidity during application and curing should not exceed 85%
- 

## **Warning**

Removal of old paint by sanding, scraping or other means may generate dust or fumes which contain lead. EXPOSURE TO LEAD DUST OR FUMES MAY CAUSE ADVERSE HEALTH EFFECTS, ESPECIALLY IN CHILDREN OR PREGNANT WOMEN. Controlling exposure to lead or other hazardous substances requires the use of proper protective equipment, such as a properly fitted and approved (e.g., NIOSH approved) respirator and proper containment and cleanup. For additional information, contact the USEPA/Lead Information Hotline at 1-800-424-LEAD or the regional Health Canada office

---

## **SYSTEM SPECIFICATION**

- Primers: Direct to metal
- Topcoats: HPC RUST PREVENTATIVE ALKYD 4306, HPC INDUSTRIAL ALKYD 4308, HPC INDUSTRIAL ALKYD 4308H, PITT-TECH PLUS 4216 HP, UNI-GRIP 4380, UNI-GRIP 4382, consult PPG Technical Sales for additional options

Note: Consult your sales representative for additional topcoat offerings

---

## **INSTRUCTIONS FOR USE**

- Inspect the top surface and remove any "skins" that may have formed on top
  - Agitate with a power mixer for 1 – 2 minutes until completely dispersed. Ensure good off-bottom mixing
- 

## **Application**

- Area should be sheltered from airborne particulates and pollutants
  - Ensure good ventilation during application and curing
  - Provide shelter to prevent wind from affecting spray patterns
- 

## **Air spray**

- Separate air and fluid pressure regulators and a moisture and oil trap in the main air supply line are recommended.

## **Recommended thinner**

No thinner should be added

## **Nozzle orifice**

Approx. 0.070 in (1.8 mm)



# MULTIPRIME 4160

---

## **Airless spray**

- 30:1 pump or larger
- Adjust pump pressure as needed

## **Recommended thinner**

No thinner should be added

## **Nozzle orifice**

0.015 – 0.017 in (approx. 0.38 – 0.43 mm)

Note: Adjust pump pressure as needed

---

## **Brush/roller**

- Use a high quality polyester/nylon brush and/or a high quality 3/8" nap roller. In hot or dry conditions, layoff lightly rolling with 3/8" nap roller cover. Multiple coats may be required to achieve specified film thickness

## **Recommended thinner**

No thinner should be added

---

## **Cleaning solvent**

Paint Thinner (laquer thinner/mineral spirits) or PPG Thinner 21-06/65 Thinner

---

## **ADDITIONAL DATA**

Overcoating interval for DFT up to 2.0 mils (51 µm )		
Overcoating with...	Interval	77°F (25°C)
itself	Minimum	2 hours
	Maximum	Extended

### Notes:

- Overcoating times valid for a relative humidity of 50%
- Drying times may vary depending on temperature, humidity, and air movement

---

Curing time for DFT up to 2.0 mils (51 µm )		
Substrate temperature	Dry to touch	Dry hard
70°F (21°C)	20 minutes	1 hour

Note: Curing times valid for a relative humidity of 50%

---

# MULTIPRIME 4160

**Product Qualifications**

- Meets MPI Category #23, Primer, Metal, Surface Tolerant
- Meets MPI Category #76, Primer, Alkyd, Quick Dry, for Metal
- Meets MPI category #79, Primer, alkyd, Anti-Corrosive for metal

**DISCLAIMER**

- For professional use only. Not for household use

**SAFETY PRECAUTIONS**

- For paint and recommended thinners see INFORMATION SHEETS 1430, 1431 and relevant Material Safety Data Sheets

**Danger**

Rags, steel wool or waste soaked with this product may spontaneously catch fire if improperly discarded. Immediately after use, place rags, steel wool or waste in a sealed water-filled metal container. Refer to [www.pittsburghpaints.com](http://www.pittsburghpaints.com), Spontaneous Combustion Advisory for additional information

**WORLDWIDE AVAILABILITY**

It is always the aim of PPG Protective and Marine Coatings to supply the same product on a worldwide basis. However, slight modification of the product is sometimes necessary to comply with local or national rules/circumstances. Under these circumstances an alternative product data sheet is used.

**REFERENCES**

• CONVERSION TABLES	INFORMATION SHEET	1410
• EXPLANATION TO PRODUCT DATA SHEETS	INFORMATION SHEET	1411
• SAFETY INDICATIONS	INFORMATION SHEET	1430
• SAFETY IN CONFINED SPACES AND HEALTH SAFETY, EXPLOSION HAZARD – TOXIC HAZARD	INFORMATION SHEET	1431

**WARRANTY**

PPG warrants (i) its title to the product, (ii) that the quality of the product conforms to PPG's specifications for such product in effect at the time of manufacture and (iii) that the product shall be delivered free of the rightful claim of any third person for infringement of any U.S. patent covering the product. THESE ARE THE ONLY WARRANTIES THAT PPG MAKES AND ALL OTHER EXPRESS OR IMPLIED WARRANTIES, UNDER STATUTE OR ARISING OTHERWISE IN LAW, FROM A COURSE OF DEALING OR USAGE OF TRADE, INCLUDING WITHOUT LIMITATION, ANY OTHER WARRANTY OF FITNESS FOR A PARTICULAR PURPOSE OR USE, ARE DISCLAIMED BY PPG. Any claim under this warranty must be made by Buyer to PPG in writing within five (5) days of Buyer's discovery of the claimed defect, but in no event later than the expiration of the applicable shelf life of the product, or one year from the date of the delivery of the product to the Buyer, whichever is earlier. Buyer's failure to notify PPG of such non-conformance as required herein shall bar Buyer from recovery under this warranty.



# MULTIPRIME 4160

## LIMITATIONS OF LIABILITY

IN NO EVENT WILL PPG BE LIABLE UNDER ANY THEORY OF RECOVERY (WHETHER BASED ON NEGLIGENCE OF ANY KIND, STRICT LIABILITY OR TORT) FOR ANY INDIRECT, SPECIAL, INCIDENTAL, OR CONSEQUENTIAL DAMAGES IN ANY WAY RELATED TO, ARISING FROM, OR RESULTING FROM ANY USE MADE OF THE PRODUCT. The information in this sheet is intended for guidance only and is based upon laboratory tests that PPG believes to be reliable. PPG may modify the information contained herein at any time as a result of practical experience and continuous product development. All recommendations or suggestions relating to the use of the PPG product, whether in technical documentation, or in response to a specific inquiry, or otherwise, are based on data, which to the best of PPG's knowledge, is reliable. The product and related information is designed for users having the requisite knowledge and industrial skills in the industry and it is the end-user's responsibility to determine the suitability of the product for its own particular use and it shall be deemed that Buyer has done so, as its sole discretion and risk. PPG has no control over either the quality or condition of the substrate, or the many factors affecting the use and application of the product. Therefore, PPG does not accept any liability arising from any loss, injury or damage resulting from such use or the contents of this information (unless there are written agreements stating otherwise). Variations in the application environment, changes in procedures of use, or extrapolation of data may cause unsatisfactory results. This sheet supersedes all previous versions and it is the Buyer's responsibility to ensure that this information is current prior to using the product. Current sheets for all PPG Protective & Marine Coatings Products are maintained at [www.ppgpmc.com](http://www.ppgpmc.com). The English text of this sheet shall prevail over any translation thereof.

---

## AVAILABILITY

### Packaging

1-gallon and 5-gallon kits

The PPG logo, and all other PPG marks are property of the PPG group of companies. All other third-party marks are property of their respective owners.





Architectural Coatings

ZONELINE™ Traffic &amp; Zone Marking Paint

**GENERAL DESCRIPTION**

Our high quality, 100% acrylic traffic and zone marking paints are formulated to meet the performance requirements of professional applicators. PPG ZONELINE paints are easy to apply with standard line strippers or by brush or roller. These quick drying formulas allow traffic to resume swiftly and will not bleed on the surface. ZONELINE paints are durable and abrasion resistant to heavy traffic and weather conditions avoiding frequent reapplication. Recommended for use on fully cured asphalt, concrete and brick masonry.

**RECOMMENDED USES**

Parking lots & garages	Roads, highways & traffic lanes
Pedestrian crosswalks	Airport runways
Fire lanes	Loading zones
Manufacturing plants	Warehouses

**CONFORMANCE STANDARDS**

VOC compliant in all regulated areas

**APPLICATION INFORMATION**

Stir thoroughly before using and frequently during use. USE WITH ADEQUATE VENTILATION. KEEP OUT OF REACH OF CHILDREN. Read all label and Material Safety Data Sheet (MSDS) information prior to use. MSDS are available through our website or by calling 1-800-441-9695

**Application Equipment:** Apply with a high quality brush, roller, or by airless spray equipment.

**Airless Spray:** Pressure 2000 psi, tip 0.015" - 0.021"

Spray equipment must be handled with due care and in accordance with manufacturer's recommendation. High-pressure injection of coatings into the skin by airless equipment may cause serious injury.

**Brush:** Polyester/Nylon Brush

**Roller:** All purpose nap roller cover.

**Thinning:** No thinning required. If necessary, use clean water sparingly. Water addition will increase drying time.

**Permissible temperatures during application:**

Material:	50 to 90°F	10 to 32°C
Ambient:	50 to 100°F	10 to 38°C
Substrate:	50 to 100°F	10 to 38°C

**FEATURES AND BENEFITS****Features**

Good application to asphalt, concrete, and brick masonry  
Minimizes bleeding upon application  
Fast dry time  
Prevents dirt pick-up  
Highly durable coating  
Good color fastness  
Contractors can add glass traffic beads  
VOC Compliant

**Benefits**

Easy to apply by line striper, brush or roller  
Keeps lines crisp  
Vehicle and pedestrian traffic can resume quickly  
Stripes remain clean  
Lines are resistant to wear and last longer  
Lines remain visible to traffic and pedestrians  
Achieve more reflective markings  
Lower than Federal AIM & SCAQMD Regulations

**PERFORMANCE DATA**

Property	Test Method	Result
Bleeding Ratio	ASTM D969	Pass
Dry-No-Pickup	ASTM D711; TT-P-1952B	Pass - 75 minute max
Flash Point	ASTM D3278	Over 200° F (93°C)
Flexibility	TT-P-1952B	Pass
Scrub Resistance	ASTM D2486	Pass
Viscosity	ASTM D562	90-100 KU

**TINTING AND BASE INFORMATION**

11-53	White
11-54	Yellow
11-55	Handicap Blue
11-56	Red

**PRODUCT DATA**

<b>PRODUCT TYPE:</b>	100% Acrylic Latex
<b>SHEEN:</b>	Flat: 0 to 5 (60° & 85° Gloss Meter)
<b>VOLUME SOLIDS*:</b>	57% +/- 2%
<b>WEIGHT SOLIDS*:</b>	75% +/- 2%
<b>VOC*:</b>	40 g/L (0.3 lbs./gal.)
<b>WEIGHT/GALLON*:</b>	14.1 lbs. (6.4 kg) +/- 0.2 lbs. (91 g)

\*Product data calculated on product 11-53.

**COVERAGE:** One U.S. gallon (3.78 L) covers approximately 320 linear feet (97.5 linear meters) of four inch (10.2 cm) wide stripe. Approximately 107 sq. ft. (9.94 sq. meters) at 15 wet mils.

Wet Film Thickness: 15 mils

Wet Microns: 381

Dry Film Thickness: 8.6 mils

Dry Microns: 218.4

Coverage does not include loss due to surface irregularities and porosity or material loss due to application method or mixing.

**DRYING TIME:** Dry time @77°F (25°C); 50% relative humidity.

To Touch: 15 minutes

For Traffic: 50 minutes

If precipitation is expected, a minimum of 4 hours cure time at temperatures above 50°F (10°C) and below 80% relative humidity is required. Drying times listed may vary depending on temperature, humidity, film build, color, and air movement.

**CLEANUP:** Clean tools with soap and water as soon as possible after application.

**DISPOSAL:** For disposal guidance of unused amount, contact your local environmental regulatory agency. Do not pour down a drain or storm sewer.

**FLASH POINT:** Over 200°F (93°C)

## GENERAL SURFACE PREPARATION

Paint only clean, dry, deglossed surfaces. Remove dirt, oils, grease, dust and other contaminants. Remove loose paint by wire brushing, powerwashing, or sweep blast cleaning as required. Allow surfaces to dry thoroughly before coating.

**WARNING!** If you scrape, sand, or remove old paint, you may release lead dust or fumes. **LEAD IS TOXIC. EXPOSURE TO LEAD DUST OR FUMES CAN CAUSE SERIOUS ILLNESS, SUCH AS BRAIN DAMAGE, ESPECIALLY IN CHILDREN. PREGNANT WOMEN SHOULD ALSO AVOID EXPOSURE.** Wear a properly fitted NIOSH-approved respirator and prevent skin contact to control lead exposure. Clean up carefully with a HEPA vacuum and a wet mop. Before you start, find out how to protect yourself and your family by contacting the USEPA National Lead Information Hotline at 1-800-424-LEAD or log on to [www.epa.gov/lead](http://www.epa.gov/lead). In Canada contact a regional Health Canada office. Follow these instructions to control exposure to other hazardous substances that may be released during surface preparation.

For reflectorization, drop-on glass beads should be applied immediately after the paint with the optimum amount being 6 lbs. per gallon of paint uniformly spread over the entire line.

**NEW ASPHALT:** All new asphalt surfaces should be properly cured before striping. Most asphalt surfaces require a minimum of two weeks curing; however, this may vary on the blend of asphalt to aggregate. Improperly blended or cured asphalt will not withstand the stress exerted by the curing of the paint film and therefore the areas striped may pull the asphalt loose. If there is any doubt regarding this, apply a small stripe of paint to an area and allow to cure and observe the results before striping the entire area. Fresh asphalt surfaces have a tendency to bleed. Apply a thin first coat (approximately 5 mils) on the surface, allow to cure about a week, and then apply a regular coat (15 mils) as a final stripe. Each individual user must decide the type of surface being coated and the method to be used.

**NEW CONCRETE:** New concrete surfaces are very difficult to adhere to due to their curing compounds. Most curing compounds take 8 to 12 weeks to dissipate. Therefore, painting a concrete surface less than 3 months old is **NOT RECOMMENDED**.

## RECOMMENDED PRIMERS

None. Refer to Surface Preparation Recommendations.

## LIMITATIONS OF USE

Apply only when air and surface temperatures are above 50°F (10°C) with temperatures expected to remain above 50°F (10°C) for 4 hours. Surface temperature must be at least 5°F (3°C) above the dew point.

PROTECT FROM FREEZING.

All paint lines should be adequately protected until they are track free before traffic is allowed over the line.

## PACKAGING

1-Gallon (3.78 L)

Some products available in 5-Gallon (18.9 L) containers.

PPG Architectural Finishes, Inc. believes the technical data presented is currently accurate; however, no guarantee of accuracy, comprehensiveness, or performance is given or implied. Improvements in coatings technology may cause future technical data to vary from what is in this bulletin. For complete, up-to-date technical information, visit our web site or call 1-800-441-9695.



PPG Industries, Inc.  
Architectural Coatings  
One PPG Place  
Pittsburgh, PA 15272  
[www.ppgpittsburghpaints.com](http://www.ppgpittsburghpaints.com)  
[www.ppgporterpaints.com](http://www.ppgporterpaints.com)

Technical Services  
1-800-441-9695  
1-888-807-5123 fax

Architect/Specifier  
1-888-PPG-IDEA

PPG Canada, Inc.  
Architectural Coatings  
4 Kenview Blvd  
Brampton, ON L6T 5E4

B2.26 7/2011  
(Supersedes 2/2010)

Made in the  
**USA**



## FLOOD® PRO SERIES

FLD820

### FLOOD SOLID COLOR 100% Acrylic Stain

#### GENERAL DESCRIPTION

Advanced formulation protects wood from moisture and sun damage while adding a rich, opaque color. Recommended for use on any properly prepared exterior wood, including decks, fences, siding, railings, outdoor furniture and other wood surfaces. Apply to new, dry, pressure-treated wood, uncoated new or weathered wood, or wood previously stained or painted.

#### RECOMMENDED SUBSTRATES

Wood

#### TINTING AND BASE INFORMATION

FLD820	White/Pastel Base
FLD822	Deep Base*
FLD823	Cedar
FLD825	Navajo Red

\*Must be tinted. Refer to the appropriate color formula book, automatic tinting equipment, and or computer color matching system for color formulas and tinting instructions.

#### PACKAGING

1 - Gallon (3.78 L)  
5 - Gallon (18.9 L)

#### PRODUCT DATA

<b>PRODUCT TYPE:</b>	100% Acrylic
<b>VOLUME SOLIDS*:</b>	33% +/- 2%
<b>WEIGHT SOLIDS*:</b>	45% +/- 2%8
<b>VOC:</b>	<100 g/L (0.8 lbs./gal.)
<b>WEIGHT/GALLON*:</b>	10.3 lbs. (4.7 kg) +/- 0.2 lbs. (91 g)

\*Product data based on product FLD820

**COVERAGE:** One gallon (3.78 Liters) will normally cover 350 to 500 sq. ft. (32.5 to 46.5 sq. meters). Coverage will vary due to porosity and texture of wood and application technique.

**DRYING TIME:** Normally dries to the touch in 30 minutes when applied in optimal temperatures of 50°F (10°C) to 90°F (32°C). Allow 2 to 4 hours between coats or before recoating. Application in high humidity or in temperatures below 50°F (10°C) may prolong drying and recoating times. Allow 24 to 48 hours of drying time before light foot traffic or replacing furniture. Allow new stain to cure 30 days before washing.

To Recoat: 2-4 hours

For Pedestrian Service: 24-48 hours

Drying times listed may vary depending on temperature, humidity, film build, color and air movement.

**CLEANUP:** Clean brushes and tools with warm, soapy water.

**DISPOSAL:** Contact your local environmental regulatory agency for guidance on disposal of unused product. Do not pour down a drain or storm sewer.

#### PERMISSIBLE TEMPERATURES DURING APPLICATION:

Material: 50 to 90°F (10 to 32°C)  
Ambient: 35 to 120°F (2 to 49°C)  
Substrate: 35 to 120°F (2 to 49°C)

**FLASH POINT:** Over 200°F (93°C)

#### FEATURES / BENEFITS

##### Features

Acrylic Formulation

Urethane Fortified

Water repellant coating

Application down to 35°F and as high as 120°F

Rain-free window requirement of only 12 hours after product application

##### Benefits

Resists cracking, peeling, scuffing and provides excellent adhesion; Easy soap and water clean-up

Provides excellent durability and resistance to color fading

Protects wood from water damage

Extends staining season

Adds more working days and faster job completion

Read Label and Material Safety Data Sheet prior to use. See other cautions on last page.

T.D. FLD820

## FLOOD SOLID COLOR 100% Acrylic Stain

## GENERAL SURFACE PREPARATION

Surface must be dry and clean. Remove all dust, dirt, mildew, oil, loose wood fibers and other contaminants. Remove loose, peeling stain or paint by sanding, scraping or wire brushing. To ensure proper adhesion, weathered, dirty or mildewed surfaces should be cleaned with **FLOOD Wood Cleaner** prior to applying stain. After rinsing, allow wood to dry.

**WARNING! If you scrape, sand, or remove old paint, you may release lead dust or fumes. LEAD IS TOXIC. EXPOSURE TO LEAD DUST OR FUMES CAN CAUSE SERIOUS ILLNESS, SUCH AS BRAIN DAMAGE, ESPECIALLY IN CHILDREN. PREGNANT WOMEN SHOULD ALSO AVOID EXPOSURE. Wear a properly fitted NIOSH-approved respirator and prevent skin contact to control lead exposure. Clean up carefully with a HEPA vacuum and a wet mop. Before you start, find out how to protect yourself and your family by contacting the USEPA National Lead Information Hotline at 1-800-424-LEAD or log on to [www.epa.gov/lead](http://www.epa.gov/lead). In Canada, contact a regional Health Canada office. Follow these instructions to control exposure to other hazardous substances that may be released during surface preparation.**

**PRIME:** This product is self-priming over most substrates. Some woods, such as cedar and redwood, contain high amounts of tannin, a colored wood extract. The first coat of stain may show some discoloration, but the tannins will be trapped in the first coat of stain. A second coat will result in a uniform appearance.

## APPLICATION INFORMATION

Apply when no precipitation is expected for 12 hours, and when air and surface temperatures are 35°F to below 120°F (2°C to 49°C) and will remain above 35°F (2°C) for the next 24 hours. If the surface is too hot to touch, lightly mist the surface using a garden hose to cool the surface before application of the stain. Caution: Avoid direct skin contact with hot surfaces. Avoid staining in direct sunlight. **DO NOT THIN.** Intermix containers to ensure color uniformity. Stir thoroughly and often during use. Apply to a small area and allow stain to dry to ensure acceptable appearance. Apply two thin coats with a high quality brush, roller, paint or stain-pad, or with spray equipment. When applying by roller or spray, always back-brush for best results. Some colors, or drastic color changes, may require a third coat to achieve a uniform finish. To help avoid lap marks, apply to only a few boards at a time, and maintain a wet edge.

## LIMITATIONS OF USE

While this product provides a mildew resistant coating, growth may still occur if the substrate is not properly prepared prior to painting and/or if the substrate is consistently exposed to conditions conducive to mold, mildew, and algae. Examples of these conditions include, but are not limited to, under eaves, behind shrubbery and trees, and in areas that are consistently damp with little to no direct sunlight.

**FOR EXTERIOR USE ONLY. PROTECT FROM FREEZING.**

## PRECAUTIONS

**WARNING! HARMFUL IF SWALLOWED. CAUSES RESPIRATORY TRACT AND EYE IRRITATION. MAY CAUSE ALLERGIC SKIN REACTION.** Sanding and grinding dusts may be harmful if inhaled. Do not swallow. Do not get on skin or clothing. Avoid contact with eyes. Avoid breathing vapor or mist. Keep container tightly closed and sealed until ready for use. Wash thoroughly after handling. Provide fresh air ventilation during and after application and drying. Avoid the inhalation of dust, particulates, spray or mist arising from the application of this preparation. Use personal protective equipment as required. **Note: These warnings encompass the product series. Prior to use, read and follow product-specific MSDS and label information.** **FIRST AID:** If swallowed, rinse mouth with water (only if the person is conscious). Call physician immediately. Do not induce vomiting unless directed to do so by medical personnel. If in eyes, rinse with water for 15 minutes. Check for and remove any contact lenses. In case of contact, immediately flush skin with plenty of water while removing contaminated clothing and shoes. Get medical attention if irritation develops. If inhaled, remove to fresh air. If experiencing respiratory symptoms call a POISON CENTER or doctor/physician. Keep out of the reach of children. For workplace use, an MSDS is available from your retailer or by calling (412) 492-5555. EMERGENCY SPILL INFORMATION: (412) 434-4515 (U.S.).

The PPG Logo is a registered trademark of PPG Industries Ohio, Inc. FLOOD and the FLOOD and Paintbrush Design are registered trademarks of PPG Industries, Inc. © 2015 PPG Industries, Inc. All Rights Reserved.

PPG Architectural Finishes, Inc. believes the technical data presented is currently accurate; however, no guarantee of accuracy, comprehensiveness, or performance is given or implied. Improvements in coatings technology may cause future technical data to vary from what is in this bulletin. For complete, up-to-date technical information, call 1-800-426-6306.



PPG Industries, Inc.  
Architectural Coatings  
One PPG Place  
Pittsburgh, PA 15272  
[www.flood.com](http://www.flood.com)

Technical Services  
1-800-426-6306

Architect/Specifier  
1-888-PPG-IDEA

PPG Architectural Coatings Canada Inc.  
2505, rue de la Métropole,  
Longueuil (Québec) Canada J4G 1E5

T.D. FLD820 1/2016





## FLOOD® PRO SERIES

FLD802

### FLOOD SEMI-TRANSPARENT Alkyd/Oil Stain

#### GENERAL DESCRIPTION

Protects wood from moisture and sun damage while adding a rich, beautiful color that enhances the wood grain. Fortified with **PENETROL®** for excellent penetration. Recommended for use on any properly prepared exterior wood, including decks, fences, siding, railings, outdoor furniture and other wood surfaces. Apply to new, dry, pressure-treated wood, uncoated new or weathered wood, or previously coated wood with a weathered, clear sealant or semi-transparent stain.

#### RECOMMENDED SUBSTRATES

Wood

#### TINTING AND BASE INFORMATION

FLD802

Neutral Base\*

\*Must be tinted. Refer to the appropriate color formula book, automatic tinting equipment, and or computer color matching system for color formulas and tinting instructions.

#### PACKAGING

1 - Gallon (3.78 L)  
5 - Gallon (18.9 L)

#### PRODUCT DATA

**PRODUCT TYPE:** Alkyd  
**VOLUME SOLIDS:** 32% +/- 2%  
**WEIGHT SOLIDS:** 36% +/- 2%  
**VOC:** <550 g/L (4.58 lbs./gal.)  
**WEIGHT/GALLON:** 7.0 lbs. (3.2 kg) +/- 0.2 lbs. (91 g)

**COVERAGE:** Approximately 250 to 350 sq. ft. (23.2 to 32.5 sq. meters) per gallon (3.78 Liters) depending on application technique, wood texture and porosity. Coverage figures do not include loss due to surface irregularities and porosity or material loss due to application method or mixing.

**DRYING TIME:** Normally dries in 24 hours when applied in optimal temperatures of 50°F (10°C) to 90°F (32°C). Application in high humidity or in temperatures below 50°F (10°C) may prolong drying times. Allow 24 to 48 hours of drying time before light foot traffic or replacing furniture. Allow new stain to cure 30 days before washing.

For Pedestrian Service: 24-48 hours

Drying times listed may vary depending on temperature, humidity, film build, color and air movement.

**CLEANUP:** Clean brushes and tools with mineral spirits.

**DISPOSAL:** Contact your local environmental regulatory agency for guidance on disposal of unused product. Do not pour down a drain or storm sewer.

#### PERMISSIBLE TEMPERATURES DURING APPLICATION:

Material: 50 to 90°F (10 to 32°C)  
Ambient: 50 to 90°F (10 to 32°C)  
Substrate: 50 to 90°F (10 to 32°C)

**FLASH POINT:** 108°F (42°C)

#### FEATURES / BENEFITS

##### Features

Solvent Borne Alkyd Formulation

Added Mildewcide package

Water repellent coating

Fortified with **PENETROL®**

##### Benefits

Provides rich, subtle and fade resistant color while providing protection against damage from UV rays

Provides a mildew resistant finish

Protects wood from water damage

Provides excellent penetration

Read Label and Material Safety Data Sheet prior to use. See other cautions on last page.

T.D. FLD802

## FLOOD SEMI-TRANSPARENT Alkyd/Oil Stain

## GENERAL SURFACE PREPARATION

Surface must be dry and clean. Remove all dust, dirt, mildew, oil, loose wood fibers and other contaminants. Remove loose, peeling stain by sanding, scraping or wire brushing. To ensure proper adhesion, weathered, dirty or mildewed surfaces should be cleaned with **FLOOD Wood Cleaner** prior to applying stain. After rinsing, allow wood to dry. Remove grade stamps or pencil marks by sanding.

**WARNING! If you scrape, sand, or remove old paint, you may release lead dust or fumes. LEAD IS TOXIC. EXPOSURE TO LEAD DUST OR FUMES CAN CAUSE SERIOUS ILLNESS, SUCH AS BRAIN DAMAGE, ESPECIALLY IN CHILDREN. PREGNANT WOMEN SHOULD ALSO AVOID EXPOSURE. Wear a properly fitted NIOSH-approved respirator and prevent skin contact to control lead exposure. Clean up carefully with a HEPA vacuum and a wet mop. Before you start, find out how to protect yourself and your family by contacting the USEPA National Lead Information Hotline at 1-800-424-LEAD or log on to [www.epa.gov/lead](http://www.epa.gov/lead). In Canada, contact a regional Health Canada office. Follow these instructions to control exposure to other hazardous substances that may be released during surface preparation.**

## APPLICATION INFORMATION

Apply when no precipitation is expected for 24 hours, and when air and surface temperatures are 50°F (10°C) to 90°F (32°C) and will remain above 50°F (10°C) for the next 24 hours. Avoid staining in direct sunlight or on hot surfaces. DO NOT THIN. Intermix containers to ensure color uniformity. Stir thoroughly and often during use. Apply to a small area and allow stain to dry to ensure acceptable appearance. Apply one thin coat with a high quality brush, roller, paint or stain-pad, or with spray equipment. When applying by roller or spray, always back-brush for best results. To help avoid lap marks, apply to only a few boards at a time, and maintain a wet edge. Do not saturate or puddle on horizontal surfaces.

## LIMITATIONS OF USE

While this product provides a mildew resistant coating, growth may still occur if the substrate is not properly prepared prior to painting and/or if the substrate is consistently exposed to conditions conducive to mold, mildew, and algae. Examples of these conditions include, but are not limited to, under eaves, behind shrubbery and trees, and in areas that are consistently damp with little to no direct sunlight. **FOR EXTERIOR USE ONLY.**

## PRECAUTIONS

**DANGER! COMBUSTIBLE LIQUID AND VAPOR. HARMFUL OR FATAL IF SWALLOWED. CAUSES RESPIRATORY TRACT AND EYE IRRITATION.** Inhalation of high concentrations of vapor may affect the central nervous system. Repeated exposure to high vapor concentrations may cause irritation of the respiratory system and permanent brain and nervous system damage. High vapor concentrations can cause headaches, dizziness, drowsiness and nausea and may lead to unconsciousness. Can enter lungs and cause damage. Keep away from heat and flame. Do not breathe vapor or mist. Do not swallow. Avoid contact with eyes. Keep container tightly closed and sealed until ready for use. Wash thoroughly after handling. Provide fresh air ventilation during and after application and drying. Avoid the inhalation of dust, particulates, spray or mist arising from the application of this preparation. Use personal protective equipment as required. **DANGER - RAGS, STEEL WOOL OR WASTE SOAKED WITH FLOOD SEMI-TRANSPARENT ALKYD/OIL STAIN MAY SPONTANEOUSLY CATCH FIRE IF IMPROPERLY DISCARDED. IMMEDIATELY AFTER EACH USE, PLACE RAGS, STEEL WOOL OR WASTE IN A SEALED WATER-FILLED METAL CONTAINER. Note: These warnings encompass the product series. Prior to use, read and follow product-specific MSDS and label information. FIRST AID:** If swallowed, rinse mouth with water (only if the person is conscious). Call physician immediately. Do not induce vomiting unless directed to do so by medical personnel. If in eyes, rinse with water for 15 minutes. Check for and remove any contact lenses. If on skin, rinse well with water. Wash with soap and water. Get medical attention if irritation develops. If inhaled, remove to fresh air. If experiencing respiratory symptoms call a POISON CENTER or doctor/physician. Keep out of the reach of children. For workplace use, an MSDS is available from your retailer or by calling (412) 492-5555. EMERGENCY SPILL INFORMATION: (412) 434-4515 (U.S.).

The PPG Logo is a registered trademark of PPG Industries Ohio, Inc. PENETROL, FLOOD and the FLOOD and Paintbrush Design are registered trademarks of PPG Industries, Inc. © 2015 PPG Industries, Inc. All Rights Reserved.

PPG Architectural Finishes, Inc. believes the technical data presented is currently accurate; however, no guarantee of accuracy, comprehensiveness, or performance is given or implied. Improvements in coatings technology may cause future technical data to vary from what is in this bulletin. For complete, up-to-date technical information, call 1-800-426-6306.



PPG Industries, Inc.  
Architectural Coatings  
One PPG Place  
Pittsburgh, PA 15272  
[www.flood.com](http://www.flood.com)

Technical Services  
1-800-426-6306

Architect/Specifier  
1-888-PPG-IDEA

PPG Architectural Coatings Canada Inc.  
2505, rue de la Métropole,  
Longueuil (Québec) Canada J4G 1E5

T.D. FLD802 1/2016





## FLOOD® PRO SERIES

FLD565

### FLOOD CWF-UV®5 Penetrating Wood Finish

#### GENERAL DESCRIPTION

Advanced formulation protects wood from the inside out to guard against moisture and sun damage while adding a slight hint of color. Fortified with **PENETROL®** for excellent penetration. Recommended for use on any properly prepared exterior wood, including decks, fences, siding, railings, outdoor furniture and other wood surfaces. Apply to new, dry, pressure-treated wood, uncoated new or weathered wood, or wood previously stained or painted. Apply directly to weathered wood previously finished with **FLOOD CWF-UV5**; other previous coatings must be completely removed.

#### RECOMMENDED SUBSTRATES

Wood

#### TINTING AND BASE INFORMATION

FLD565	Natural/Tint Base
FLD566	Cedar
FLD567	Canyon Brown

Refer to the appropriate color formula book, automatic tinting equipment, and or computer color matching system for color formulas and tinting instructions.

#### PACKAGING

- 1 - Gallon (3.78 L)
- 5 - Gallon (18.9 L)

#### PRODUCT DATA

<b>PRODUCT TYPE:</b>	Acrylic-Oil
<b>VOLUME SOLIDS*:</b>	26% +/- 2%
<b>WEIGHT SOLIDS*:</b>	28% +/- 2%
<b>VOC:</b>	<275 g/L (2.3 lbs./gal.)
<b>WEIGHT/GALLON*:</b>	8.4 lbs. (3.8 kg) +/- 0.2 lbs. (91 g)

\*Product data based on product FLD565

**COVERAGE:** One gallon (3.78 Liters) will normally cover 150 to 250 sq. ft. (13.9 to 23.2 sq. meters). Coverage will vary due to porosity and texture of wood and application technique.

**DRYING TIME:** Normally dries to the touch in four hours when applied in optimal temperatures of 50°F to 90°F (10°C to 32°C). Application in high humidity or in temperatures below 50°F (10°C) may prolong drying time. Allow 24 to 48 hours of drying time before light foot traffic and 72 hours before replacing furniture. Allow new stain to cure 30 days before washing.

To Recoat: Wet-on-wet before first coat has dried  
For Pedestrian Service: 24-48 hours

Drying times listed may vary depending on temperature, humidity, film build, color and air movement.

**CLEANUP:** Clean brushes and tools with warm, soapy water.

**DISPOSAL:** Contact your local environmental regulatory agency for guidance on disposal of unused product. Do not pour down a drain or storm sewer.

#### PERMISSIBLE TEMPERATURES DURING APPLICATION:

Material: 50 to 90°F (10 to 32°C)  
Ambient: 50 to 90°F (10 to 32°C)  
Substrate: 50 to 90°F (10 to 32°C)

**FLASH POINT:** Over 200°F (93°C)

#### FEATURES / BENEFITS

##### Features

Tinted with Transparent Iron Oxide Pigments

Added Mildewcide package

Water repellant coating

Acrylic-Oil Resin

Fortified with **PENETROL®**

##### Benefits

Protects against damage from UV rays and adds rich, durable color

Provides a mildew resistant finish

Protects wood from water damage

Delivers the durability of acrylic and richness of alkyd;  
Easy soap and water clean-up

Provides excellent penetration

Read Label and Material Safety Data Sheet prior to use. See other cautions on last page.

T.D. FLD565

## FLOOD CWF-UV5 Penetrating Wood Finish

## GENERAL SURFACE PREPARATION

Surface must be dry and clean. Remove all dust, dirt, mildew, oil, loose wood fibers and other contaminants. Use **FLOOD Wood Stripper** to remove any previous coatings. Previous coatings must be completely removed. To ensure proper adhesion, weathered, dirty or mildewed surfaces should be cleaned with **FLOOD Wood Cleaner** prior to applying product. After rinsing, allow wood to dry. Remove grade stamps or pencil marks by sanding.

**WARNING! If you scrape, sand, or remove old paint, you may release lead dust or fumes. LEAD IS TOXIC. EXPOSURE TO LEAD DUST OR FUMES CAN CAUSE SERIOUS ILLNESS, SUCH AS BRAIN DAMAGE, ESPECIALLY IN CHILDREN. PREGNANT WOMEN SHOULD ALSO AVOID EXPOSURE. Wear a properly fitted NIOSH-approved respirator and prevent skin contact to control lead exposure. Clean up carefully with a HEPA vacuum and a wet mop. Before you start, find out how to protect yourself and your family by contacting the USEPA National Lead Information Hotline at 1-800-424-LEAD or log on to [www.epa.gov/lead](http://www.epa.gov/lead). In Canada, contact a regional Health Canada office. Follow these instructions to control exposure to other hazardous substances that may be released during surface preparation.**

**PRETEST:** Test wood for absorbency by sprinkling water on the surface – if water is absorbed within 30 seconds to 2 minutes, depending on climate, the surface is ready for finishing. If water is not absorbed, wait 30 days and re-test.

## APPLICATION INFORMATION

Apply when no precipitation is expected for 48 hours, and when air and surface temperatures are 50°F to 90°F (10°C to 32°C) and will remain above 50°F (10°C) for the next 48 hours. Avoid staining in direct sunlight or on hot surfaces. DO NOT THIN. Intermix containers to ensure color uniformity. Stir thoroughly and often during use. Apply to a small area and allow stain to dry to ensure acceptable appearance. Apply one thin coat with a high quality brush, roller, paint or stain-pad, or with spray equipment. When applying by roller or spray, always back-brush for best results. **Apply second coat wet-on-wet before the first coat has dried.** Two coat application is recommended for optimal performance. To help avoid lap marks, apply to only a few boards at a time, and maintain a wet edge. Do not saturate or puddle on horizontal surfaces. Wipe up or brush out any puddles within 20 minutes to avoid shiny areas.

## LIMITATIONS OF USE

While this product provides a mildew resistant coating, growth may still occur if the substrate is not properly prepared prior to painting and/or if the substrate is consistently exposed to conditions conducive to mold, mildew, and algae. Examples of these conditions include, but are not limited to, under eaves, behind shrubbery and trees, and in areas that are consistently damp with little to no direct sunlight.

**FOR EXTERIOR USE ONLY. PROTECT FROM FREEZING.**

## PRECAUTIONS

**WARNING! HARMFUL IF SWALLOWED. CAUSES RESPIRATORY TRACT AND EYE IRRITATION.** Sanding and grinding dusts may be harmful if inhaled. Inhalation of high concentrations of vapor may affect the central nervous system. Repeated exposure to high vapor concentrations may cause irritation of the respiratory system and permanent brain and nervous system damage. High vapor concentrations can cause headaches, dizziness, drowsiness and nausea and may lead to unconsciousness. Do not swallow. Avoid contact with eyes. Avoid breathing vapor or mist. Keep container tightly closed and sealed until ready for use. Wash thoroughly after handling. Provide fresh air ventilation during and after application and drying. Avoid the inhalation of dust, particulates, spray or mist arising from the application of this preparation. Use personal protective equipment as required. **DANGER - RAGS, STEEL WOOL OR WASTE SOAKED WITH FLOOD CWF-UV5 WOOD FINISH MAY SPONTANEOUSLY CATCH FIRE IF IMPROPERLY DISCARDED. IMMEDIATELY AFTER EACH USE, PLACE RAGS, STEEL WOOL OR WASTE IN A SEALED WATER-FILLED METAL CONTAINER. Note: These warnings encompass the product series. Prior to use, read and follow product-specific MSDS and label information. FIRST AID:** If swallowed, rinse mouth with water (only if the person is conscious). Call physician immediately. Do not induce vomiting unless directed to do so by medical personnel. If in eyes, rinse with water for 15 minutes. Check for and remove any contact lenses. If on skin, rinse well with water. Wash with soap and water. Get medical attention if irritation develops. If inhaled, remove to fresh air. If experiencing respiratory symptoms call a POISON CENTER or doctor/physician. Keep out of the reach of children. For workplace use, an MSDS is available from your retailer or by calling (412) 492-5555. EMERGENCY SPILL INFORMATION: (412) 434-4515 (U.S.).

The PPG Logo is a registered trademark of PPG Industries Ohio, Inc. CWF-UV, PENETROL, FLOOD and the FLOOD and Paintbrush Design are registered trademarks of PPG Industries, Inc. © 2015 PPG Industries, Inc. All Rights Reserved.

PPG Architectural Finishes, Inc. believes the technical data presented is currently accurate; however, no guarantee of accuracy, comprehensiveness, or performance is given or implied. Improvements in coatings technology may cause future technical data to vary from what is in this bulletin. For complete, up-to-date technical information, call 1-800-426-6306.



PPG Industries, Inc.  
Architectural Coatings  
One PPG Place  
Pittsburgh, PA 15272  
[www.flood.com](http://www.flood.com)

Technical Services  
1-800-426-6306

Architect/Specifier  
1-888-PPG-IDEA

PPG Architectural Coatings Canada Inc.  
2505, rue de la Métropole,  
Longueuil (Québec) Canada J4G 1E5

T.D. FLD565 1/2016



# DEFTHANE® Polyurethane (275 VOC)

Interior/Exterior Platinum Protection for hard-use wood surfaces



Defthane Interior/Exterior Polyurethane is an oil modified urethane that gives the most professional results on a wide variety of wood surfaces. Defthane provides added protection from water, sun and wind damage. This advanced formula contains both UV absorbers and UV inhibitors to deliver excellent ultraviolet protection and help to prevent fading and discoloration caused by the damaging effects of the sun. Defthane is ideal for stained or bare wood surfaces and ideal for wood doors, interior floors, furniture, trim, garage doors and more.

## Proven Durability

- Protects against rain, sun and wind damage
- Excellent ultraviolet protection
- Resists abrasion and common household chemicals
- Enhances finished or unfinished wood

## Plenty of Uses

Defthane provides durability and protection to a wide variety of interior and exterior surfaces. It's ideal for:

- Interior Floors
- Doors
- Furniture
- Cabinets
- Trim
- Metals
- "Above waterline" marine applications

## Conformance Standard

VOC complaint in all regulated areas



DFT21	Gloss	Quarts, Gallons
DFT123	Semi-Gloss	Quarts, Gallons
DFT26	Satin	Quarts, Gallons

## Product Data

**PRODUCT TYPE:** Oil Modified Urethane

**SHEEN:** DFT21: Gloss: 90+ (60°)  
DFT123: Semi-Gloss: 45-55 (60°)  
DFT26: Satin: 18-28 (60°)

**VOLUME SOLIDS:** 59 ± 1%

**WEIGHT SOLIDS:** 62 ± 1%

**VOC\*:** <275 g/L

\*Product data calculated on DFT21

**WEIGHT/GALLON:** 7.3 – 8.3

**VISCOSITY\* @77°F (25°C):** 200 – 600 CPS

**FLASH POINT:** 110°F (43.33°C)

**COVERAGE:** Up to 500 sq.ft./gal; (46.5 sq.m/3.78 L)  
depending on surface texture and porosity

**Wet Film Thickness:** 3.0 mils

**Wet Microns:** 76.2

**Dry Film Thickness:** 1.5 mils

**Dry Microns:** 38.1.7

\*Coverage figures do not include loss due to surface irregularities and porosity or material loss due to application method or mixing.

**DRYING TIME:** Dry time @ 77°F (25°C); 50% relative humidity.

**To Touch:** 90 minutes

**Tack-Free:** 6 hours

**To Recoat:** 6 – 8 hours

*Drying times listed may vary depending on temperature, humidity, film build, color and air movement.*

**CLEANUP:** Clean all brushes and applicators with mineral spirits or paint thinner.

**DISPOSAL:** Contact your local environmental regulatory agency for guidance on disposal on unused product. Do not pour down a drain or storm sewer.



## Application Information

Stir thoroughly before using. Do not shake. **USE WITH ADEQUATE VENTILATION. KEEP OUT OF REACH OF CHILDREN.** Read all label and Material Safety Data Sheets (MSDS) information prior to use. MSDS are available through our website or by calling 1-800-441-9695.

**Application Equipment:** Apply with a brush, paint pad, aerosol or by spray equipment; Airless, HVLP, Conventional. **DO NOT THIN.**

**Application Method:** Always apply with the grain of the wood using a smooth, even stroke.

## General Surface Preparation

Surface must be clean and dry. Remove all loose and peeling paint, dirt, grease and any other surface contaminants.

**WARNING!** If you scrape, sand, or remove old paint, you may release lead dust or fumes. **LEAD IS TOXIC. EXPOSURE TO LEAD DUST OR FUMES CAN CAUSE SERIOUS ILLNESS, SUCH AS BRAIN DAMAGE, ESPECIALLY IN CHILDREN. PREGNANT WOMEN SHOULD ALSO AVOID EXPOSURE.** Wear a properly fitted NIOSH-approved respirator and prevent skin contact to control lead exposure. Clean up carefully with a HEPA vacuum and a wet mop. Before you start, find out how to protect yourself and your family by contacting the USEPA National Lead Information Hotline at 1-800-424-LEAD or log on to [www.epa.gov/lead](http://www.epa.gov/lead). In Canada contact a regional Health Canada office. Follow these instructions to control exposure to other hazardous substances that may be released during surface preparation.

**DANGER! COMBUSTIBLE LIQUID AND VAPOR. HARMFUL OR FATAL IF SWALLOWED. CAUSES RESPIRATORY TRACT IRRITATION. MAY BE HARMFUL IF INHALED. MAY CAUSE EYE IRRITATION.** Can enter lungs and cause damage. Prolonged or repeated contact can defeat the skin and lead to irritation, cracking and/or dermatitis. Repeated exposure to high vapor concentrations may cause irritation of the respiratory system and permanent brain and nervous system damage. Inhalation of vapor/aerosol concentrations above the recommended exposure limits causes headaches, drowsiness and nausea and may lead to unconsciousness or death. Contains material that can cause target organ damage. Keep away from heat, sparks and flame. Do not breathe vapor or mist. Do not swallow. Do not get on skin or clothing. Avoid contact with eyes. Wash thoroughly after handling. Keep container tightly closed and sealed until ready for use. Provide fresh air ventilation during and after application and drying. Avoid the inhalation of dust, particulates, spray or mist arising from the application of this preparation. Use personal protective equipment as required. **DANGER - RAGS, STEEL WOOL OR WASTE SOAKED WITH DEFTHANE INTERIOR/EXTERIOR POLYURETHANE MAY SPONTANEOUSLY CATCH FIRE IF IMPROPERLY DISCARDED. IMMEDIATELY AFTER EACH USE, PLACE RAGS, STEEL WOOL OR WASTE IN A SEALED WATER-FILLED METAL CONTAINER.** **FIRST AID:** If swallowed, rinse mouth with water (only if the person is conscious). Call physician immediately. Do not induce vomiting unless directed to do so by medical personnel. If in eyes, rinse with water for 15 minutes. Check for and remove any contact lenses. If on skin, rinse well with water. Wash with soap and water. Get medical attention if irritation develops. If inhaled, remove to fresh air. If experiencing respiratory symptoms call a POISON CENTER or doctor/physician. Keep out of the reach of children. SEE MATERIAL SAFETY DATA SHEET FOR THIS PRODUCT. For workplace use, an MSDS is available from your retailer or by calling (412) 492-5555. **EMERGENCY SPILL INFORMATION:** (412) 434-4515 (U.S.).

**BARE WOOD:** Sand with 180 to 220 grit sandpaper along the wood grain until smooth. Remove all dust. Defthane can be applied direct to wood or to enhance the color of the wood, use Deft Interior Oil Based or Water Based stains

**PREVIOUSLY COATED WOOD:** If the clean surface is in good condition, sand with 180 – 220 grit sandpaper. Remove all dust. Test Defthane in a small area. If it wrinkles or lifts, strip to bare wood. If the finish is damaged or deteriorated, complete removal of the finish is recommended.

**RECOAT:** For adequate protection two or more coats are required. A minimum of three coats are recommended for exterior applications or applications to interior floors. Sand with 180 to 220 grit sandpaper along the wood grain until smooth. Remove dust.

## Limitations of Use

Do not apply when the air, coating or surface temperature is below 50°F (10°C).

For exterior applications, avoid application late in the day when dew or condensation is likely to form or if rain is anticipated. These products are not intended for immersion service or other extreme conditions. Not recommended in situations characterized by high heat or presence of corrosive chemicals. **Not for use on exterior floors or decks.**

Do not attempt to use on prewaxed wood flooring. Follow flooring manufacturer's coating recommendations. Do not apply over sanding sealers or shellacs. Defthane may amber after application. It is not recommended to use Defthane over light colored surfaces.

# Interior Polyurethane Water Based Acrylic

Interior Water Based Multi-Use Finish



DEFT® Interior Polyurethane Water Based Acrylic is an interior water based hybrid coating that provides professional results on a wide variety of wood surfaces. This finish is a clear finish that provides hardness and excellent durability. *Deft* Interior Polyurethane Water Based Acrylic is ideal for stained or bare wood surfaces including furniture, floors, cabinets, doors, windows, trim, paneling and molding.

## Proven Durability

- Hard, durable finish
- Resists abrasion and marring
- Fast dry
- Resists alcohol and common household chemicals

## Plenty of Uses

*Deft* Interior Polyurethane Water Based Acrylic provides durability and protection to a wide variety of interior surfaces. It's ideal for:

- Floors
- Doors
- Furniture
- Cabinets
- Trim

## Conformance Standard

VOC compliant in all regulated areas



DFT157	Gloss	Quarts, Gallons
DFT158	Semi-Gloss	Quarts, Gallons
DFT159	Satin	Quarts, Gallons

## Product Data

**PRODUCT TYPE:** Acrylic Oil Modified Urethane Dispersion

**SHEEN:** DFT157 Gloss: 85+ (60°)

DFT158 Semi-Gloss: 43-53 (60°)

DFT159 Satin: 18-28 (60°)

**VOLUME SOLIDS:** 28 ± 1%

**WEIGHT SOLIDS:** 30 ± 1%

**VOC\*:** <275 g/L

\*Product data calculated on DFT157

**WEIGHT/GALLON:** 8.4 – 8.6

**VISCOSITY\* @ 77°F (25°C):** 52-56 KU (Stormer Viscometer)

**FLASH POINT:** 157°F (69.44°C)

**COVERAGE:** Up to 500 sq.ft./gal; (46.5 sq.m/3.78L)  
depending on surface texture and porosity

**Wet Film Thickness:** 3.0 mils

**Wet Microns:** 76.2

**Dry Film Thickness:** 0.8

**Dry Microns:** 20.32

Coverage figures do not include loss due to surface irregularities and porosity or material loss due to application method or mixing.

**DRYING TIME:** Dry time @ 77°F (25°C); 50% relative humidity.

**To Touch:** 30 minutes

**Tack-Free:** 90 minutes

**To Recoat:** 2 hours

*Drying times listed may vary depending on temperature, humidity, film build, color and air movement.*

**CLEANUP:** Clean all brushes and applicators with soap and water.

**DISPOSAL:** Contact your local environmental regulatory agency for guidance on disposal on unused product. Do not pour down a drain or storm sewer.

# DFT157, DFT158, DFT159

## Interior Polyurethane Water Based Acrylic (275 VOC)



### Application Information

Stir thoroughly before using. Do not shake. **USE WITH ADEQUATE VENTILATION. KEEP OUT OF REACH OF CHILDREN.** Read all label and Material Safety Data Sheets (MSDS) information prior to use. MSDS are available through our website or by calling 1-800-441-9695.

**Application Equipment:** Apply with a brush, paint pad or by spray equipment; Airless, HVLP, Conventional. No thinning is needed.

**Application Method:** Always apply with the grain of the wood using a smooth, even stroke.

This product may cause some grain raise. Light sanding with fine sandpaper will remove swollen wood fibers.

### General Surface Preparation

Surface must be clean and dry. Remove all loose and peeling paint, dirt, grease and any other surface contaminants.

**WARNING!** If you scrape, sand, or remove old paint, you may release lead dust or fumes. **LEAD IS TOXIC. EXPOSURE TO LEAD DUST OR FUMES CAN CAUSE SERIOUS ILLNESS, SUCH AS BRAIN DAMAGE, ESPECIALLY IN CHILDREN. PREGNANT WOMEN SHOULD ALSO AVOID EXPOSURE.** Wear a properly fitted NIOSH-approved respirator and prevent skin contact to control lead exposure. Clean up carefully with a HEPA vacuum and a wet mop. Before you start, find out how to protect yourself and your family by contacting the USEPA National Lead Information Hotline at 1-800-424-LEAD or log on to [www.epa.gov/lead](http://www.epa.gov/lead). In Canada contact a regional Health Canada office. Follow these instructions to control exposure to other hazardous substances that may be released during surface preparation.

**WARNING! VAPOR HARMFUL. MAY AFFECT THE BRAIN OR NERVOUS SYSTEM CAUSING DIZZINESS, HEADACHE OR NAUSEA. CAUSES EYE, SKIN, NOSE AND THROAT IRRITATION. NOTICE:** Reports have associated repeated and prolonged occupational overexposure to solvents with permanent brain and nervous system damage. Intentional misuse by deliberately concentrating and inhaling the contents may be harmful or fatal. **MAY BE HARMFUL IF ABSORBED THROUGH SKIN.** May cause reproductive damage. Keep away from heat, sparks, and flames. Prevent build-up of vapors by opening all windows and doors to achieve cross ventilation. Use only with adequate ventilation. Do not breathe dust, vapors or spray mist. Ensure fresh air entry during application and drying. If you experience eye watering, headache or dizziness or if air monitoring demonstrates vapor/mist levels are above applicable limits, wear an appropriate, properly fitted respirator (NIOSH approved) during and after application. Follow respirator manufacturer's directions for respirator use. Close container after each use. Avoid contact with eyes, skin or clothing. Wash thoroughly after handling. Do not get in eyes, on skin or clothing. **FIRST AID:** In case of eye contact, flush immediately with plenty of water for at least 15 minutes and get medical attention immediately. For skin contact, wash thoroughly with soap and water. If you experience difficulty in breathing, leave the area to obtain fresh air. If continued difficulty is experienced, get medical attention immediately. If swallowed, do not induce vomiting. Get medical attention immediately. If spilled, contain spilled material and remove with inert absorbent. Dispose of contaminated absorbent, container and unused contents in accordance with local, state and federal regulations. **WARNING!** If you scrape, sand or remove old paint from any surface, you may release lead dust. **LEAD IS TOXIC. EXPOSURE TO LEAD DUST CAN CAUSE SERIOUS ILLNESS, SUCH AS BRAIN DAMAGE, ESPECIALLY IN CHILDREN. PREGNANT WOMEN SHOULD ALSO AVOID EXPOSURE.** Wear a NIOSH-approved respirator to control lead exposure. Clean up carefully with a HEPA vacuum and a wet mop. Before you start, find out how to protect yourself and your family by contacting the U.S. EPA/Lead Information Hotline at 1-800-424-LEAD (5323) or log on to [www.epa.gov/lead](http://www.epa.gov/lead). **WARNING:** This product contains a chemical known to the STATE OF CALIFORNIA to cause cancer and birth defects, or other reproductive harm. **USE ONLY WITH ADEQUATE VENTILATION. KEEP OUT OF REACH OF CHILDREN. KEEP FROM FREEZING.**

**BARE WOOD:** Sand with 180 to 220 grit sandpaper along the wood grain until smooth. Do not use steel wool. Remove all dust. *Deft* Interior Polyurethane Water Based Acrylic can be applied direct to wood or to enhance the color of the wood, use *Deft* Interior Oil Based or Water Based stains.

**PREVIOUSLY COATED WOOD:** If the clean surface is in good condition, sand with 180 – 220 grit sandpaper. Do not use steel wool. Remove all dust. Test in a small area to ensure proper adhesion. If the finish is damaged or deteriorated, complete removal of the finish is recommended.

**RECOAT:** For adequate protection two or more coats are required. A minimum of three coats are recommended for applications to interior floors. Sand with 180 to 220 grit sandpaper along the wood grain until smooth. Do not use steel wool. Remove dust.

### Limitations of Use

Do not apply when the air, coating or surface temperature is below 50°F (10°C).

These products are not intended for immersion service or other extreme conditions. Not recommended in situations characterized by high heat or presence of corrosive chemicals.

Do not attempt to use on prewaxed wood flooring. Follow flooring manufacturer's coating recommendations.

Do not apply over sanding sealers which contain zinc stearate.

Do not use over white or light colored stain and paint surfaces.

**PROTECT FROM FREEZING.**

G-Good B-Better BST-Best

			SECTION I- PAINT	PER 1 GALLON			PER 5 GALLON PAIL		
Column 1	Column 2	Column 3	Column 4	Column 5	Column 6	Column 7	Column 8	Column 9	Column 10
LINE ITEM	STOCK #	CODE	DESCRIPTION	EST. QTY* (1 gallon)	UNIT PRICE (1 Gallon)	TOTAL (1 Gallon)	EST. QTY* (5 Gallon Pail)	UNIT PRICE (5 Gallon Pail)	TOTAL (5 Gallon Pail)
1	6-70	G	Interior Latex Flat- Minimum Volume Solids 32%	100	\$ 10.75	\$ 1,075.00	20	\$ 53.75	\$ 1,075.00
2	6-500	G	Interior Latex Semi-Gloss- Minimum Volume Solids 32%	50	\$ 12.50	\$ 625.00	20	\$ 62.50	\$ 1,250.00
3	82-3110	B	Interior Latex Flat- Minimum Volume Solids 36%	50	\$ 20.00	\$ 1,000.00	10	\$ 100.00	\$ 1,000.00
4	82-3310	B	Interior Latex Eggshell Finish- Minimum Volume Solids 36%	50	\$ 21.00	\$ 1,050.00	20	\$ 105.00	\$ 2,100.00
5	82-3410	B	Interior Latex Satin Finish- Minimum Volume Solids 36%	50	\$ 22.00	\$ 1,100.00	10	\$ 110.00	\$ 1,100.00
6	82-3510	B	Interior Latex Semi-Gloss- Minimum Volume Solids 36%	80	\$ 23.00	\$ 1,840.00	25	\$ 115.00	\$ 2,875.00
7	82-3110	BST	Interior Latex Flat- Minimum Volume Solids 42%	200	\$ 20.00	\$ 4,000.00	10	\$ 100.00	\$ 1,000.00
8	82-3410	BST	Interior Latex Satin Finish- Minimum Volume Solids 42%	50	\$ 21.00	\$ 1,050.00	5	\$ 105.00	\$ 525.00
9	82-3510	BST	Interior Latex Semi-Gloss- Minimum Volume Solids 42%	10	\$ 22.00	\$ 220.00	5	\$ 110.00	\$ 550.00
10	82-3110	BST	Interior Latex Flat, Low Odor, <b>No VOC</b> - Minimum Volume Solids 41%	750	\$ 20.00	\$ 15,000.00	150	\$ 100.00	\$15,000.00
11	82-3310	BST	Interior Latex Eggshell Finish, Low Odor, <b>No VOC</b> - Min. Volume Solids 41%	10	\$ 21.00	\$ 210.00	5	\$ 105.00	\$ 525.00
12	82-3510	BST	Interior Latex Semi-Gloss, Low Odor, <b>No VOC</b> - Min. Volume Solids 41%	6000	\$ 22.00	\$132,000.00	1500	\$ 110.00	#####
13	6-4900XI	G	Interior Latex Primer- Minimum Volume Solids 29%	200	\$ 9.50	\$ 1,900.00	50	\$ 47.50	\$ 2,375.00
14	17-921XI	B	Interior/Exterior Latex Stain Block Primer- Minimum Volume Solids 36%	500	\$ 14.50	\$ 7,250.00	5	\$ 72.50	\$ 362.50
15	17-921XI	B	Int/Ext Alkyd Stain Block Primer- Minimum Volume Solids 57%	100	\$ 14.50	\$ 1,450.00	5	\$ 72.50	\$ 362.50
16	56-110XI	B	Exterior Latex Flat- Minimum Volume Solids 34%	100	\$ 12.25	\$ 1,225.00	30	\$ 61.25	\$ 1,837.50
17	56-410XI	B	Exterior Latex Satin- Minimum Volume Solids 34%	300	\$ 12.00	\$ 3,600.00	100	\$ 60.00	\$ 6,000.00
18	909-10	B	Exterior Latex Gloss- Minimum Volume Solids 34%	200	\$ 21.00	\$ 4,200.00	75	\$ 105.00	\$ 7,875.00
19	6-610XI	BST	Exterior Latex Flat- Minimum Volume Solids 36%	100	\$ 13.75	\$ 1,375.00	75	\$ 68.75	\$ 5,156.25
20	6-2045XI	BST	Exterior Latex Satin- Minimum Volume Solids 36%	500	\$ 13.75	\$ 6,875.00	250	\$ 68.75	\$17,187.50
21	909-10	BST	Exterior Latex Gloss- Minimum Volume Solids 35%	300	\$ 21.00	\$ 6,300.00	50	\$ 105.00	\$ 5,250.00
22	90-1110	BST	Int/Ext Direct to Metal Latex Acrylic Satin/Semi-Gloss- Min. Vol. Solids 38%	1000	\$ 19.95	\$ 19,950.00	80	\$ 99.75	\$ 7,980.00
23	4308	BST	Int/Ext Industrial Oil Base Enamel Gloss- Minimum Volume Solids 43%	1600	\$ 20.00	\$ 32,000.00	N/A	N/A	N/A
24	4160	BST	Industrial Universal Rust Inhibitive Primer- Minimum Volume Solids 53%	50	\$ 22.00	\$ 1,100.00	5	\$ 110.00	\$ 550.00
25	4308	BST	Interior/Exterior Floor Enamel Gloss Oil Base- Minimum Volume Solids 45%	1000	\$ 20.00	\$ 20,000.00	N/A	N/A	N/A
26	11-3	BST	Traffic Marking Paint Oil Base Quick Dry- Minimum Volume Solids 47%	5		\$ -	5	\$ -	\$ -
27	11-53	BST	Traffic Marking Paint Acrylic Latex Quick Dry- Minimum Volume Solids 50%	400	\$ 13.00	\$ 5,200.00	100	\$ 65.00	\$ 6,500.00
28	11-53	BST	Traffic Marking Paint Latex Quick Dry- Minimum Volume Solids 52%	200	\$ 13.00	\$ 2,600.00	75	\$ 65.00	\$ 4,875.00
29	FLD820	B	Exterior Stain Solid Color Oil	20	\$ 13.75	\$ 275.00	5	\$ 68.75	\$ 343.75
30	FLD802	B	Exterior Stain Semi-Transparent Oil- Minimum Volume Solids 14%	5	\$ 13.75	\$ 68.75	5	\$ 68.75	\$ 343.75
31	FLD820	B	Exterior Stain Solid Color Latex Acrylic- Minimum Volume Solids 33%	175	\$ 13.00	\$ 2,275.00	90	\$ 65.00	\$ 5,850.00
32	FLD565	B	Exterior Clear Oil Base Sealer- Minimum Volume Solids 33%	5	\$ 12.00	\$ 60.00	5	\$ 60.00	\$ 300.00
33	DFT21	B	Int/Ext Gloss Varnish Oil Base- Minimum Volume Solids 45%	5	\$ 33.00	\$ 165.00	N/A	N/A	N/A
34	DFT26	B	Int/Ext Satin Varnish Oil Base- Minimum Volume Solids 44%	10	\$ 42.00	\$ 420.00	N/A	N/A	N/A
35	DFT157	B	Interior Water Base Polyurethane Gloss- Minimum Volume Solids 26%	10	\$ 33.00	\$ 330.00	N/A	N/A	N/A
36	DFT159	B	Interior Water Base Polyurethane Satin- Minimum Volume Solids 26%	40	\$ 33.00	\$ 1,320.00	N/A	N/A	N/A
37	861/01	B	Lacquer Thinner	60	\$ 9.95	\$ 597.00	5	\$ -	\$ -
<b>Total</b>						<b>\$279,705.75</b>			<b>#####</b>

## SECTION II- PAINT TOOLS

Column 1	Column 2	Column 3	Column 4	Column 5	Column 6
ITEM	STOCK #	DESCRIPTION	EST. QTY	UNIT PRICE	TOTAL
1	RVN00002/EA	1" Width Flat Chip Brush. Ideal for one time jobs. Width 1"/Length 1 1/2"/Thk. 3/8" Mfg. PPR or equal.	250	\$ 0.24	\$ 60.00
2	RVN00004/EA	2" Width Flat Chip Brush. Ideal for one time jobs. Width 2"/Length 1 1/2"/Thk. 3/8" Mfg. PPR or equal.	2000	\$ 0.35	\$ 700.00
3	RVN00006/EA	3" Width Flat Chip Brush. Ideal for one time jobs. Width 3"/Length 1 1/2"/Thk. 3/8" Mfg. PPR or equal.	700	\$ 0.64	\$ 448.00
4	RVN00010/EA	4" Width Flat Chip Brush. Ideal for one time jobs. Width 4"/Length 2"/Thk. 5/8" Mfg. PPR or equal.	550	\$ 1.20	\$ 660.00
5	PPG59280/EA	1" All Purpose Polyester/Varnish Flat Brush. Width 1"/Length 2 1/4"/Thk. 3/8" Mfg. Wooster #3286-1 or equal.	20	\$ 1.79	\$ 35.80
6	PPG28495/EA	1 1/2" All Purpose Polyester/Varnish Flat Brush. Width 1 1/2"/Length 2 1/4"/Thk. 7/16" Mfg. Wooster #3286-1.5 or equal.	20	\$ 1.89	\$ 37.80
7	PPG27493/EA	2" All Purpose Polyester/Varnish Flat Brush. Width 2"/Length 2 1/4"/Thk. 7/16" Mfg. Wooster #3286-2 or equal.	100	\$ 1.99	\$ 199.00
8	PPG27495/EA	3" All Purpose Polyester/Varnish Flat Brush. Width 3"/Length 2 3/4"/Thk. 1/2" Mfg. Wooster #3286-3 or equal.	175	\$ 2.80	\$ 490.00
9	PPG28496/EA	4" All Purpose Polyester/Varnish Flat Brush. Width 4"/Length 2 3/4"/Thk. 11/16" Mfg. Wooster #3286-4 or equal.	300	\$ 4.00	\$ 1,200.00
10	PPG59281/EA	1 1/2" Nylon/Polyester Angle Sash Brush. Professional quality wooden handle. Width 1 1/2"/Length 2 3/8"/Thk. 1/2" Mfg. Wooster #3251-1.5 or equal.	30	\$ 4.39	\$ 131.70
11	PPG59274/EA	2" Nylon/Polyester Angle Sash Brush. Professional quality wooden handle. Width 2"/Length 2 5/8"/Thk. 9/16" Mfg. Wooster #3251-2 or equal.	375	\$ 5.02	\$ 1,882.50
12	PPG59275/EA	2 1/2" Nylon/Polyester Angle Sash Brush. Professional quality wooden handle. Width 2 1/2"/Length 2 7/8"/Thk. 5/8" Mfg. Wooster #3251-2.5 or equal.	250	\$ 6.18	\$ 1,545.00
13	PPG59276/EA	3" Nylon/Polyester Angle Sash Brush. Professional quality wooden handle. Width 3"/Length 3 1/8"/Thk. 11/16" Mfg. Wooster #3251-3 or equal.	150	\$ 8.21	\$ 1,231.50
14	PPGX0062/EA	3/8" Nap 9" Width All Purpose Roller Covers. Recommended for smooth surface, drywall, plaster. Mfg. Bestt Liebco or equal.	1500	\$ 1.05	\$ 1,575.00
15	PPG59310/EA	3/8" Nap 9" Width Pro Woven Roller Covers. Shed resistant, lint free fabric for all paint. Mfg. Wooster #HR551-4 or equal.	200	\$ 2.11	\$ 422.00
16	PPG59308/EA	3/8" Nap 4" Width Pro Woven Roller Covers. Shed resistant, lint free fabric for all paints. Mfg. Wooster #HR551-4 or equal.	600	\$ 1.75	\$ 1,050.00
17	PPG59306/EA	1/2" Nap 4" Width Pro Woven Roller Covers. Shed resistant, lint free fabric for all paints. Mfg. Wooster #HR555-4 or equal.	600	\$ 2.60	\$ 1,560.00
18	WBC66269/EA	9" Professional Roller Frame. Heavy duty. Mfg. Wooster #R027 or equal.	400	\$ 3.49	\$ 1,396.00
19	PPGX0059/EA	4" Professional Roller Frame. Heavy duty. Mfg. Wooster #HR559 or equal.	750	\$ 1.26	\$ 945.00
20	WBC66279/EA	9" Premium Roller Frame. Lightweight. Mfg. Wooster #HR559 or equal.	500	\$ 3.50	\$ 1,750.00
21	EII02512/EA	Plastic Roller Tray for 9" Roller Covers. Mfg. Z-PRO or equal.	300	\$ 1.71	\$ 513.00
22	WBC64471/EA	Heavy Duty Plastic Roller Tray for 9" Roller Covers with Ladder Hooks. Mfg. Wooster #R404 or equal.	200	\$ 2.02	\$ 404.00
23	WBC14828/EA	48" Wood Extension Pole with Metal Threads. Mfg. Bestt Liebco or equal.	50	\$ 1.80	\$ 90.00
24	PRM00255/EA	9'x12' 2 mil Plastic Drop Cloths. Mfg. Z-PRO or equal.	25	\$ 1.99	\$ 49.75
25	MMM69476/EA	3/4" x 180' 3M General Purpose Masking Tape. Mfg. 3M-2020 or equal.	20	\$ 1.25	\$ 25.00
26	MMM33135/EA	1" x 180' 3M General Purpose Masking Tape. Mfg. 3M-2020 or equal.	20	\$ 1.69	\$ 33.80
27	MMM33144/EA	2" x 180' 3M General Purpose Masking Tape. Mfg. 3M-2020 or equal.	20	\$ 3.65	\$ 73.00
28	MMM03681/EA	1" x 180' 3M Blue Long Painters Masking Tape. Mfg. 3M-2090 or equal.	20	\$ 3.17	\$ 63.40
29	MMM03682/EA	1 1/2" x 180' 3M Blue Long Painters Masking Tape. Mfg. 3M-2090 or equal.	75	\$ 4.43	\$ 332.25
30	MMM03683/EA	2" x 180' 3M Blue Long Painters Masking Tape. Mfg. 3M-2090 or equal.	75	\$ 6.03	\$ 452.25
31	RDI00544/EA	Onetime Lightweight Spackling Paste. 1 quart size. Mfg. Red Devil or equal.	100	\$ 3.81	\$ 381.00
32	1413/EA	100% Acrylic Latex Caulk. Paintable. Int/ext use. White only. 10.3 oz. Mfg. PPG Brand Top Gun or equal.	100	\$ 1.25	\$ 125.00
33	1414X/EA	Siliconized Acrylic Caulk. Paintable. Excellent adhesion and durability. Int/ext use. Colors. 10.3 oz. Mfg. PPG Brand Top Gun or equal.	300	\$ 1.40	\$ 420.00
34	1419W/EA	100% Silicone Plus Caulk. Int/ext white. Recommended not paintable. 10.1 oz. Mfg. Dap or equal.	20	\$ 3.35	\$ 67.00
35	1419/EA	100% Silicone Plus Caulk. Int/ext clear. Recommended not paintable. 10.1 oz. Mfg. Dap or equal.	20	\$ 3.35	\$ 67.00
36	5132/01	General Purpose Paint Thinner 100% Mineral Spirits. 1 gallon container.	50	\$ 6.95	\$ 347.50
37	55-676/54 - 55-666/54	Rust Inhibitive Fast Dry Spray Paint. All colors. 12oz. Mfg. PPG Pitt Bull or equal.	3000	\$ 2.65	\$ 7,950.00
38	PREP400/08	Graffiti and Over Spray Remover. Removes graffiti of aerosol spray paint, ink, felt marker. Will not harm clear coat surface on cars, plexi-glass or polycarbonates. Biodegradable Liquid. Mfg. PPG or equal.	5	\$ 8.45	\$ 42.25
39	PREP240/01	Automotive & Heavy Industrial Paint Stripper. Removes epoxy, alkyds, zinc primers, urethane & coal tar epoxies from surfaces such as tanks, bridges, railway cars, painted plastic (car bumpers), etc. Biodegradable Liquid. Mfg. PPG or equal.	5	\$ 32.23	\$ 161.15

40	PREP220/01	Industrial Paint Stripper. Water based, fully biodegradable, non-flammable, Clean up with water. Will not burn skin. Removes epoxy, urethanes, latex, oil based paint from steel, aluminum, concrete, masonry. Mfg. PPG or equal.	5	\$ 24.44	\$ 122.20
41	SCG27035/EA	Waste Pint Hardener. Powder form. Quickly hardens latex paint for legal disposal. Environmentally safe. Hardens 2/3 of a gallon per bag. Mfg. BioWash or equal.	10	\$ 1.80	\$ 18.00
42	861/01	Lacquer Thinner	25	\$ 9.95	\$ 248.75
43	RUS16488	Inverted Highway Yellow. All traffic colors.	1200	\$ 4.24	\$ 5,088.00
44	PPGX0062/EA	3/8" General Purpose Roller Covers. Mfg. Bestt Liebco or equal.	200	\$ 1.05	\$ 210.00
45	PPGX0064/EA	1/2" General Purpose Roller Covers. Mfg. Bestt Liebco or equal.	100	\$ 1.45	\$ 145.00
46	PPGX0065/EA	3/4" General Purpose Roller Covers. Mfg. Bestt Liebco or equal.	100	\$ 1.75	\$ 175.00
47	ZPR00991/EA	5 Gallon Bucket Grids. Mfg. Bestt Liebco or equal.	75	\$ 1.85	\$ 138.75
48	WBC17692/EA	3/16"- 9" Roller Cover Woven. Mfg. Wooster #HR552-9 or equal.	300	\$ 2.67	\$ 801.00
49	WBC17982/EA	3/16"- 4" Roller Cover Woven. Mfg. Wooster #HR552-4 or equal.	100	\$ 1.60	\$ 160.00
50	WAR90189/EA	2 1/2" Paint scraper. Mfg. Warner #90189 or equal.	50	\$ 2.10	\$ 105.00
51	WAR90189/EA	5 in 1 Glazier Knife. Mfg. Warner #90189 or equal.	30	\$ 2.10	\$ 63.00
52	WBC14409/EA	4 1/2" Jumbo Koter Super Twist Roller Cover. 2 pack. Mfg. Wooster #RR306 or equal.	30	\$ 3.05	\$ 91.50
53	WBC16779/EA	14" Jumbo Koter Frame. Mfg. Wooster #RR041 or equal.	20	\$ 8.78	\$ 175.60
54	WBC14410/EA	6 1/2" Jumbo Koter Super Twist Roller Cover. 2 pack. Mfg. Wooster #RR306 or equal.	10	\$ 3.77	\$ 37.70
55	PPG59325/EA	4' x 15' PM Canvas Drop Cloth. 10-11 oz or equal.	20	\$ 7.50	\$ 150.00
56	PPG59326/EA	9' x 12' PM Canvas Drop Cloth. 10-11 oz or equal.	30	\$ 14.32	\$ 429.60
57	PPG59310/EA	3/8"- 9" Roller Cover Woven. Mfg. Wooster #HR556-9 or equal.	700	\$ 2.11	\$ 1,477.00
58	PPG59312/EA	3/4"- 9" Roller Cover Woven. Mfg. Wooster #HR556-9 or equal.	100	\$ 2.61	\$ 261.00
59	PPG59308/EA	3/4"- 4" Roller Cover Woven. Mfg. Wooster #HR556-4 or equal.	300	\$ 1.75	\$ 525.00
<b>Total</b>					<b>\$ 39,338.75</b>

<b>PAINT TOTAL:</b>	<b>\$ 544,854.50</b>
<b>TOOLS TOTAL:</b>	<b>\$ 39,338.75</b>
<b>GRAND TOTAL:</b>	<b>\$ 584,193.25</b>

VENDOR PPG Architectural Finishes, Inc.		910-515-0538
NAME: _____	PHONE: _____	
CONTACT Mary Goltz		
PERSON: _____	FAX: _ 855-292-6543 _____	
(Please Print)	EMAIL: __bids@ppg.com_____	
AUTHORIZED REPRESENTATIVE: SEE PDF Copy Signed _____	02/23/21 _____	
(Signature)	(Date)	
AUTHORIZED REPRESENTATIVE: Robert Schillinger _____		
(Print)		

G-Good B-Better BST-Best


			SECTION I- PAINT	PER 1 GALLON			PER 5 GALLON PAIL		
Column 1	Column 2	Column 3	Column 4	Column 5	Column 6	Column 7	Column 8	Column 9	Column 10
LINE ITEM	STOCK #	CODE	DESCRIPTION	EST. QTY* (1 gallon)	UNIT PRICE (1 Gallon)	TOTAL (1 Gallon)	EST. QTY* (5 Gallon Pail)	UNIT PRICE (5 Gallon Pail)	TOTAL (5 Gallon Pail)
1	6-70	G	Interior Latex Flat- Minimum Volume Solids 32%	100	\$ 10.75	\$ 1,075.00	20	\$ 53.75	\$ 1,075.00
2	6-500	G	Interior Latex Semi-Gloss- Minimum Volume Solids 32%	50	\$ 12.50	\$ 625.00	20	\$ 62.50	\$ 1,250.00
3	82-3110	B	Interior Latex Flat- Minimum Volume Solids 36%	50	\$ 20.00	\$ 1,000.00	10	\$ 100.00	\$ 1,000.00
4	82-3310	B	Interior Latex Eggshell Finish- Minimum Volume Solids 36%	50	\$ 21.00	\$ 1,050.00	20	\$ 105.00	\$ 2,100.00
5	82-3410	B	Interior Latex Satin Finish- Minimum Volume Solids 36%	50	\$ 22.00	\$ 1,100.00	10	\$ 110.00	\$ 1,100.00
6	82-3510	B	Interior Latex Semi-Gloss- Minimum Volume Solids 36%	80	\$ 23.00	\$ 1,840.00	25	\$ 115.00	\$ 2,875.00
7	82-3110	BST	Interior Latex Flat- Minimum Volume Solids 42%	200	\$ 20.00	\$ 4,000.00	10	\$ 100.00	\$ 1,000.00
8	82-3410	BST	Interior Latex Satin Finish- Minimum Volume Solids 42%	50	\$ 21.00	\$ 1,050.00	5	\$ 105.00	\$ 525.00
9	82-3510	BST	Interior Latex Semi-Gloss- Minimum Volume Solids 42%	10	\$ 22.00	\$ 220.00	5	\$ 110.00	\$ 550.00
10	82-3110	BST	Interior Latex Flat, Low Odor, <b>No VOC</b> - Minimum Volume Solids 41%	750	\$ 20.00	\$ 15,000.00	150	\$ 100.00	\$15,000.00
11	82-3310	BST	Interior Latex Eggshell Finish, Low Odor, <b>No VOC</b> - Min. Volume Solids 41%	10	\$ 21.00	\$ 210.00	5	\$ 105.00	\$ 525.00
12	82-3510	BST	Interior Latex Semi-Gloss, Low Odor, <b>No VOC</b> - Min. Volume Solids 41%	6000	\$ 22.00	\$132,000.00	1500	\$ 110.00	#####
13	6-4900XI	G	Interior Latex Primer- Minimum Volume Solids 29%	200	\$ 9.50	\$ 1,900.00	50	\$ 47.50	\$ 2,375.00
14	17-921XI	B	Interior/Exterior Latex Stain Block Primer- Minimum Volume Solids 36%	500	\$ 14.50	\$ 7,250.00	5	\$ 72.50	\$ 362.50
15	17-921XI	B	Int/Ext Alkyd Stain Block Primer- Minimum Volume Solids 57%	100	\$ 14.50	\$ 1,450.00	5	\$ 72.50	\$ 362.50
16	56-110XI	B	Exterior Latex Flat- Minimum Volume Solids 34%	100	\$ 12.25	\$ 1,225.00	30	\$ 61.25	\$ 1,837.50
17	56-410XI	B	Exterior Latex Satin- Minimum Volume Solids 34%	300	\$ 12.00	\$ 3,600.00	100	\$ 60.00	\$ 6,000.00
18	909-10	B	Exterior Latex Gloss- Minimum Volume Solids 34%	200	\$ 21.00	\$ 4,200.00	75	\$ 105.00	\$ 7,875.00
19	6-610XI	BST	Exterior Latex Flat- Minimum Volume Solids 36%	100	\$ 13.75	\$ 1,375.00	75	\$ 68.75	\$ 5,156.25
20	6-2045XI	BST	Exterior Latex Satin- Minimum Volume Solids 36%	500	\$ 13.75	\$ 6,875.00	250	\$ 68.75	\$17,187.50
21	909-10	BST	Exterior Latex Gloss- Minimum Volume Solids 35%	300	\$ 21.00	\$ 6,300.00	50	\$ 105.00	\$ 5,250.00
22	90-1110	BST	Int/Ext Direct to Metal Latex Acrylic Satin/Semi-Gloss- Min. Vol. Solids 38%	1000	\$ 19.95	\$ 19,950.00	80	\$ 99.75	\$ 7,980.00
23	4308	BST	Int/Ext Industrial Oil Base Enamel Gloss- Minimum Volume Solids 43%	1600	\$ 20.00	\$ 32,000.00	N/A	N/A	N/A
24	4160	BST	Industrial Universal Rust Inhibitive Primer- Minimum Volume Solids 53%	50	\$ 22.00	\$ 1,100.00	5	\$ 110.00	\$ 550.00
25	4308	BST	Interior/Exterior Floor Enamel Gloss Oil Base- Minimum Volume Solids 45%	1000	\$ 20.00	\$ 20,000.00	N/A	N/A	N/A
26	11-3	BST	Traffic Marking Paint Oil Base Quick Dry- Minimum Volume Solids 47%	5		\$ -	5	\$ -	\$ -
27	11-53	BST	Traffic Marking Paint Acrylic Latex Quick Dry- Minimum Volume Solids 50%	400	\$ 13.00	\$ 5,200.00	100	\$ 65.00	\$ 6,500.00
28	11-53	BST	Traffic Marking Paint Latex Quick Dry- Minimum Volume Solids 52%	200	\$ 13.00	\$ 2,600.00	75	\$ 65.00	\$ 4,875.00
29	FLD820	B	Exterior Stain Solid Color Oil	20	\$ 13.75	\$ 275.00	5	\$ 68.75	\$ 343.75
30	FLD802	B	Exterior Stain Semi-Transparent Oil- Minimum Volume Solids 14%	5	\$ 13.75	\$ 68.75	5	\$ 68.75	\$ 343.75
31	FLD820	B	Exterior Stain Solid Color Latex Acrylic- Minimum Volume Solids 33%	175	\$ 13.00	\$ 2,275.00	90	\$ 65.00	\$ 5,850.00
32	FLD565	B	Exterior Clear Oil Base Sealer- Minimum Volume Solids 33%	5	\$ 12.00	\$ 60.00	5	\$ 60.00	\$ 300.00
33	DFT21	B	Int/Ext Gloss Varnish Oil Base- Minimum Volume Solids 45%	5	\$ 33.00	\$ 165.00	N/A	N/A	N/A
34	DFT26	B	Int/Ext Satin Varnish Oil Base- Minimum Volume Solids 44%	10	\$ 42.00	\$ 420.00	N/A	N/A	N/A
35	DFT157	B	Interior Water Base Polyurethane Gloss- Minimum Volume Solids 26%	10	\$ 33.00	\$ 330.00	N/A	N/A	N/A
36	DFT159	B	Interior Water Base Polyurethane Satin- Minimum Volume Solids 26%	40	\$ 33.00	\$ 1,320.00	N/A	N/A	N/A
37	861/01	B	Lacquer Thinner	60	\$ 9.95	\$ 597.00	5	\$ -	\$ -
<b>Total</b>						<b>\$ 279,705.75</b>			<b>#####</b>


## SECTION II- PAINT TOOLS

Column 1	Column 2	Column 3	Column 4	Column 5	Column 6
ITEM	STOCK #	DESCRIPTION	EST. QTY	UNIT PRICE	TOTAL
1	RVN00002/EA	1" Width Flat Chip Brush. Ideal for one time jobs. Width 1"/Length 1 1/2"/Thk. 3/8" Mfg. PPR or equal.	250	\$ 0.24	\$ 60.00
2	RVN00004/EA	2" Width Flat Chip Brush. Ideal for one time jobs. Width 2"/Length 1 1/2"/Thk. 3/8" Mfg. PPR or equal.	2000	\$ 0.35	\$ 700.00
3	RVN00006/EA	3" Width Flat Chip Brush. Ideal for one time jobs. Width 3"/Length 1 1/2"/Thk. 3/8" Mfg. PPR or equal.	700	\$ 0.64	\$ 448.00
4	RVN00010/EA	4" Width Flat Chip Brush. Ideal for one time jobs. Width 4"/Length 2"/Thk. 5/8" Mfg. PPR or equal.	550	\$ 1.20	\$ 660.00
5	PPG59280/EA	1" All Purpose Polyester/Varnish Flat Brush. Width 1"/Length 2 1/4"/Thk. 3/8" Mfg. Wooster #3286-1 or equal.	20	\$ 1.79	\$ 35.80
6	PPG28495/EA	1 1/2" All Purpose Polyester/Varnish Flat Brush. Width 1 1/2"/Length 2 1/4"/Thk. 7/16" Mfg. Wooster #3286-1.5 or equal.	20	\$ 1.89	\$ 37.80
7	PPG27493/EA	2" All Purpose Polyester/Varnish Flat Brush. Width 2"/Length 2 1/4"/Thk. 7/16" Mfg. Wooster #3286-2 or equal.	100	\$ 1.99	\$ 199.00
8	PPG27495/EA	3" All Purpose Polyester/Varnish Flat Brush. Width 3"/Length 2 3/4"/Thk. 1/2" Mfg. Wooster #3286-3 or equal.	175	\$ 2.80	\$ 490.00
9	PPG28496/EA	4" All Purpose Polyester/Varnish Flat Brush. Width 4"/Length 2 3/4"/Thk. 11/16" Mfg. Wooster #3286-4 or equal.	300	\$ 4.00	\$ 1,200.00
10	PPG59281/EA	1 1/2" Nylon/Polyester Angle Sash Brush. Professional quality wooden handle. Width 1 1/2"/Length 2 3/8"/Thk. 1/2" Mfg. Wooster #3251-1.5 or equal.	30	\$ 4.39	\$ 131.70
11	PPG59274/EA	2" Nylon/Polyester Angle Sash Brush. Professional quality wooden handle. Width 2"/Length 2 5/8"/Thk. 9/16" Mfg. Wooster #3251-2 or equal.	375	\$ 5.02	\$ 1,882.50
12	PPG59275/EA	2 1/2" Nylon/Polyester Angle Sash Brush. Professional quality wooden handle. Width 2 1/2"/Length 2 7/8"/Thk. 5/8" Mfg. Wooster #3251-2.5 or equal.	250	\$ 6.18	\$ 1,545.00
13	PPG59276/EA	3" Nylon/Polyester Angle Sash Brush. Professional quality wooden handle. Width 3"/Length 3 1/8"/Thk. 11/16" Mfg. Wooster #3251-3 or equal.	150	\$ 8.21	\$ 1,231.50
14	PPG0062/EA	3/8" Nap 9" Width All Purpose Roller Covers. Recommended for smooth surface, drywall, plaster. Mfg. Bestt Liebeco or equal.	1500	\$ 1.05	\$ 1,575.00
15	PPG59310/EA	3/8" Nap 9" Width Pro Woven Roller Covers. Shed resistant, lint free fabric for all paint. Mfg. Wooster #HR551-4 or equal.	200	\$ 2.11	\$ 422.00
16	PPG59308/EA	3/8" Nap 4" Width Pro Woven Roller Covers. Shed resistant, lint free fabric for all paints. Mfg. Wooster #HR551-4 or equal.	600	\$ 1.75	\$ 1,050.00
17	PPG59306/EA	1/2" Nap 4" Width Pro Woven Roller Covers. Shed resistant, lint free fabric for all paints. Mfg. Wooster #HR555-4 or equal.	600	\$ 2.60	\$ 1,560.00
18	WBC66269/EA	9" Professional Roller Frame. Heavy duty. Mfg. Wooster #R027 or equal.	400	\$ 3.49	\$ 1,396.00
19	PPG0059/EA	4" Professional Roller Frame. Heavy duty. Mfg. Wooster #HR559 or equal.	750	\$ 1.26	\$ 945.00
20	WBC66279/EA	9" Premium Roller Frame. Lightweight. Mfg. Wooster #HR559 or equal.	500	\$ 3.50	\$ 1,750.00
21	EI02512/EA	Plastic Roller Tray for 9" Roller Covers. Mfg. Z-PRO or equal.	300	\$ 1.71	\$ 513.00
22	WBC64471/EA	Heavy Duty Plastic Roller Tray for 9" Roller Covers with Ladder Hooks. Mfg. Wooster #R404 or equal.	200	\$ 2.02	\$ 404.00
23	WBC14828/EA	48" Wood Extension Pole with Metal Threads. Mfg. Bestt Liebeco or equal.	50	\$ 1.80	\$ 90.00
24	PRM00255/EA	9'x12' 2 mil Plastic Drop Cloths. Mfg. Z-PRO or equal.	25	\$ 1.99	\$ 49.75
25	MMM69476/EA	3/4" x 180' 3M General Purpose Masking Tape. Mfg. 3M-2020 or equal.	20	\$ 1.25	\$ 25.00
26	MMM33135/EA	1" x 180' 3M General Purpose Masking Tape. Mfg. 3M-2020 or equal.	20	\$ 1.69	\$ 33.80
27	MMM33144/EA	2" x 180' 3M General Purpose Masking Tape. Mfg. 3M-2020 or equal.	20	\$ 3.65	\$ 73.00
28	MMM03681/EA	1" x 180' 3M Blue Long Painters Masking Tape. Mfg. 3M-2090 or equal.	20	\$ 3.17	\$ 63.40
29	MMM03682/EA	1 1/2" x 180' 3M Blue Long Painters Masking Tape. Mfg. 3M-2090 or equal.	75	\$ 4.43	\$ 332.25
30	MMM03683/EA	2" x 180' 3M Blue Long Painters Masking Tape. Mfg. 3M-2090 or equal.	75	\$ 6.03	\$ 452.25
31	RDI00544/EA	Onetime Lightweight Spackling Paste. 1 quart size. Mfg. Red Devil or equal.	100	\$ 3.81	\$ 381.00
32	1413/EA	100% Acrylic Latex Caulk. Paintable. Int/ext use. White only. 10.3 oz. Mfg. PPG Brand Top Gun or equal.	100	\$ 1.25	\$ 125.00
33	1414X/EA	Siliconized Acrylic Caulk. Paintable. Excellent adhesion and durability. Int/ext use. Colors. 10.3 oz. Mfg. PPG Brand Top Gun or equal.	300	\$ 1.40	\$ 420.00
34	1419W/EA	100% Silicone Plus Caulk. Int/ext white. Recommended not paintable. 10.1 oz. Mfg. Dap or equal.	20	\$ 3.35	\$ 67.00
35	1419/EA	100% Silicone Plus Caulk. Int/ext clear. Recommended not paintable. 10.1 oz. Mfg. Dap or equal.	20	\$ 3.35	\$ 67.00
36	5132/01	General Purpose Paint Thinner 100% Mineral Spirits. 1 gallon container.	50	\$ 6.95	\$ 347.50
37	55-676/54 - 55-666/54	Rust Inhibitive Fast Dry Spray Paint. All colors. 12oz. Mfg. PPG Pitt Bull or equal.	3000	\$ 2.65	\$ 7,950.00
38	PREP400/08	Graffiti and Over Spray Remover. Removes graffiti of aerosol spray paint, ink, felt marker. Will not harm clear coat surface on cars, plexi-glass or polycarbonates. Biodegradable Liquid. Mfg. PPG or equal.	5	\$ 8.45	\$ 42.25
39	PREP240/01	Automotive & Heavy Industrial Paint Stripper. Removes epoxy, alkyds, zinc primers, urethane & coal tar epoxies from surfaces such as tanks, bridges, railway cars, painted plastic (car bumpers), etc. Biodegradable Liquid. Mfg. PPG or equal.	5	\$ 32.23	\$ 161.15

40	PREP220/01	Industrial Paint Stripper. Water based, fully biodegradable, non-flammable, Clean up with water. Will not burn skin. Removes epoxy, urethanes, latex, oil based paint from steel, aluminum, concrete, masonry. Mfg. PPG or equal.	5	\$ 24.44	\$ 122.20
41	SCG27035/EA	Waste Pint Hardener. Powder form. Quickly hardens latex paint for legal disposal. Environmentally safe. Hardens 2/3 of a gallon per bag. Mfg. BioWash or equal.	10	\$ 1.80	\$ 18.00
42	861/01	Lacquer Thinner	25	\$ 9.95	\$ 248.75
43	RUS16488	Inverted Highway Yellow. All traffic colors.	1200	\$ 4.24	\$ 5,088.00
44	PPGX0062/EA	3/8" General Purpose Roller Covers. Mfg. Bestt Liebco or equal.	200	\$ 1.05	\$ 210.00
45	PPGX0064/EA	1/2" General Purpose Roller Covers. Mfg. Bestt Liebco or equal.	100	\$ 1.45	\$ 145.00
46	PPGX0065/EA	3/4" General Purpose Roller Covers. Mfg. Bestt Liebco or equal.	100	\$ 1.75	\$ 175.00
47	ZPR00991/EA	5 Gallon Bucket Grids. Mfg. Bestt Liebco or equal.	75	\$ 1.85	\$ 138.75
48	WBC17692/EA	3/16"- 9" Roller Cover Woven. Mfg. Wooster #HR552-9 or equal.	300	\$ 2.67	\$ 801.00
49	WBC17982/EA	3/16"- 4" Roller Cover Woven. Mfg. Wooster #HR552-4 or equal.	100	\$ 1.60	\$ 160.00
50	WAR90189/EA	2 1/2" Paint scraper. Mfg. Warner #90189 or equal.	50	\$ 2.10	\$ 105.00
51	WAR90189/EA	5 in 1 Glazier Knife. Mfg. Warner #90189 or equal.	30	\$ 2.10	\$ 63.00
52	WBC14409/EA	4 1/2" Jumbo Koter Super Twist Roller Cover. 2 pack. Mfg. Wooster #RR306 or equal.	30	\$ 3.05	\$ 91.50
53	WBC16779/EA	14" Jumbo Koter Frame. Mfg. Wooster #RR041 or equal.	20	\$ 8.78	\$ 175.60
54	WBC14410/EA	6 1/2" Jumbo Koter Super Twist Roller Cover. 2 pack. Mfg. Wooster #RR306 or equal.	10	\$ 3.77	\$ 37.70
55	PPG59325/EA	4' x 15' PM Canvas Drop Cloth. 10-11 oz or equal.	20	\$ 7.50	\$ 150.00
56	PPG59326/EA	9' x 12' PM Canvas Drop Cloth. 10-11 oz or equal.	30	\$ 14.32	\$ 429.60
57	PPG59310/EA	3/8"- 9" Roller Cover Woven. Mfg. Wooster #HR556-9 or equal.	700	\$ 2.11	\$ 1,477.00
58	PPG59312/EA	3/4"- 9" Roller Cover Woven. Mfg. Wooster #HR556-9 or equal.	100	\$ 2.61	\$ 261.00
59	PPG59308/EA	3/4"- 4" Roller Cover Woven. Mfg. Wooster #HR556-4 or equal.	300	\$ 1.75	\$ 525.00
<b>Total</b>					<b>\$ 39,338.75</b>

PAINT TOTAL:	\$ 544,854.50
TOOLS TOTAL:	\$ 39,338.75
GRAND TOTAL:	\$ 584,193.25

VENDOR NAME:	PPG Architectural Finishes, Inc.		PHONE:	910-515-0538	
CONTACT PERSON:	Mary Goltz	(Please Print)	FAX:	855-292-6543	
AUTHORIZED REPRESENTATIVE:		(Signature)	EMAIL:	bids@ppg.com	
			(Date)	2/23/21	
AUTHORIZED REPRESENTATIVE:	Robert Schillinger				
	(Print)				



REQUEST FOR QUOTATION  
CRFQ 0212 SWC2100000012  
Paint & Painting Tools & Supplies  
(PAINT21)

---

**SPECIFICATIONS**

- 1. PURPOSE AND SCOPE:** The West Virginia Purchasing Division is soliciting bids on behalf of State Agencies and Political Subdivisions for an Open-End Statewide Contract for Interior/Exterior Latex Paint, Oil Base Paints & Stains, Polyurethane, Varnish and related Painting Tools and Supplies. This contract shall cover all West Virginia state agencies and political sub-divisions.

CMA PAINT17 will expire 3/31/2021. It is anticipated that the new contract (CMA PAINT21) will become effective on: 4/1/2021.

The current contract, PAINT17 can be viewed at:

<http://www.state.wv.us/admin/purchase/swc/PAINT.htm>

- 2. DEFINITIONS:** The terms listed below shall have the meanings assigned to them below. Additional definitions can be found in section 2 of the General Terms and Conditions.

**2.1 “Contract Item” or “Contract Items”** means the list of items identified in Section 3.1 below and on the Exhibit A Pricing Pages, which are the items that Vendor shall sell to Agency under this Contract.

**2.2 “Pricing Pages”** means the schedule of prices, estimated order quantity, and totals contained in wvOASIS or attached hereto as Exhibit\_A and used to evaluate the Solicitation responses.

**2.3 “Solicitation”** means the official notice of an opportunity to supply the State with goods or services that is published by the Purchasing Division.

**2.4 “MPI”** means the Master Painters Institute. The website may be accessed at [http://www.paintinfo.com/mpi/approved/Partner\\_index.shtml](http://www.paintinfo.com/mpi/approved/Partner_index.shtml)

**2.5 “MSDS”** means Material Safety Data Sheet.

**2.6 “VOC”** means Volatile Organic Compound and are solvents that get released into the air as the paint dries.

REQUEST FOR QUOTATION  
CRFQ 0212 SWC2100000012  
Paint & Painting Tools & Supplies  
(PAINT21)

---

### 3. GENERAL REQUIREMENTS:

**3.1 Contract Items and Mandatory Requirements:** Vendor shall provide Agency with the Contract Items listed on the Pricing Pages on an open-end and continuing basis. Contract Items must meet or exceed the mandatory requirements as shown below.

#### 3.2 Mandatory Paint Requirements:

**3.2.1 Volume Solids:** for Contract Items bid by Vendor must be within two percent (2%) of volume solids listed on the Pricing Pages

**3.2.2 Dry Film Thickness:** Each product bid shall meet the required dry film thickness (DFT) per coat of two (2) mils.

**3.2.3 Interior & Exterior Paint:** Interior and exterior latex paint shall have a durable useful life of more than ten (10) years when applied in accordance with the manufacturer's instructions.

**3.2.4 Storage Stability / Warranty:** The shelf life of paint shall be at least one (1) year from date of purchase. Some "soft setting" will be allowed but the materials shall be easily re-dispersed with a hard paddle.

**3.2.4.1** The State reserves the right, at any time within one year of acceptance, to check any paint delivered for conformance to the requirements of the Contract.

**3.2.4.2** Any paint failing to comply with the specifications will be returned to the contractor for replacement at no cost to the State.

**3.2.4.3** Any and all expenses associated with returns including re-inspection and re-testing shall be the responsibility of the vendor.

**3.2.5 Condition in Container:** The paint, as received, shall be ready to use and shall show no evidence of biological growth, putrification, debris, foreign material, skinning, hard settled pigment, or corrosion of the container.

**3.2.5.1** The paint shall be easily dispersible to a uniform condition by hand stirring.

REQUEST FOR QUOTATION  
CRFQ 0212 SWC2100000012  
Paint & Painting Tools & Supplies  
(PAINT21)

---

**3.2.6 Product Certification:** The offered products shall meet the applicable Master Painters Institute (MPI) Approved Products List (APL) most recent update at the time the product is ordered. The MPI APL is updated two (2) times a year and can be located at:

[http://www.paintinfo.com/mpi/approved/Partner\\_index.shtml](http://www.paintinfo.com/mpi/approved/Partner_index.shtml)

**3.2.7 Application:** The paint shall be suitable for application by brush, roller and airless sprayers (without filtering).

**3.2.7.1** The paint shall have good flowing and brushing properties and the finish coat shall dry to a smooth uniform film.

**3.2.7.1.1** The finish coat shall be free from lap marks, excessive brush marks, orange peel, craters, coarse particles, blisters, fisheyes, pitting or pinholes after drying.

**3.2.8 Finish:** The dried finish coat shall be uniform in color, appearance, and sheen.

**3.2.8.1** There shall be no flashing or ghosting.

**3.2.9 Odor:** The odor of the paint in the can and during application shall not be putrid, musty, or fermented. There should not be a strong odor of solvent.

**3.2.9.1** The paint shall have no residual odor after 48 hours of air drying.

**3.2.10 Coverage:**

**3.2.10.1** Pastel colors must have one (1) -coat application capability.

**3.2.10.2** Mid-tone and deep-tone colors must have a maximum capability of two (2) coat coverage.

**3.2.11 Labeling:** Batch number and formulation must be shown on label and/or container.

**3.2.12 Paint Quality:** Paint quality is designated as “G” for Good, “B” for Better, or “BST” for Best on the Pricing Pages.

**3.2.12.1** Paint bid by Vendor must meet the industry standard for the quality metric designated on the Pricing Pages.

REQUEST FOR QUOTATION  
CRFQ 0212 SWC2100000012  
Paint & Painting Tools & Supplies  
(PAINT21)

---

### 3.3 Additional Mandatory Requirements:

**3.3.1** All paint or other products bid shall meet the requirements contained in the Pricing Pages.

**3.3.2 Safety Compliance:** Contract Items must comply with all federal and state hazardous standards.

**3.3.2.1** Every Contract Item supplied by gallon(s) must have the corresponding Material Safety Data Sheet accompanied with the product.

**3.3.3 Packaging:** All items must be packed in substantial commercial containers of the type, size and kind used commonly for the purpose and so constructed as to insure safe acceptance and delivery. Shipping cartons must be marked to include the following:

1. Description of item
2. Name of the Vendor
3. Contract Number (PAINT21)
4. Order number of the Agency
5. MSDS

**3.4 Reports:** The Vendor shall quarterly utilization reports containing at a minimum the following information pertaining to the State of West Virginia agencies, boards, commissions, and political subdivisions:

- a. Ordering Entity.
- b. Purchase order number.
- c. Description.
- d. Quantity.
- e. Price.

These reports will be provided in Excel format and sent via email to [Mark.A.Atkins@wv.gov](mailto:Mark.A.Atkins@wv.gov) on a quarterly basis as follows:

PERIOD END  
December 31  
March 31  
June 30  
September 30

REPORT DUE  
January 31  
April 30  
July 31  
October 31

REQUEST FOR QUOTATION  
CRFQ 0212 SWC2100000012  
Paint & Painting Tools & Supplies  
(PAINT21)

---

**4. CONTRACT AWARD:**

**4.1 Contract Award:** The Contract is intended to provide Agencies with a purchase price on all Contract Items. The Contract shall be awarded to the Vendor that provides the Contract Items meeting the required specifications for the lowest TOTAL BID AMOUNT as shown on the Pricing Pages.

**4.2 Pricing Pages:** Vendors are **strongly encouraged** to complete the Pricing Pages electronically in provided Microsoft Excel spreadsheet identified as Exhibit\_A Pricing Pages. Doing so will reduce the number of calculations required and the possibility for calculation errors as explained below.

**4.2.1 Information Requested.** Vendor should complete the Pricing Pages by filling in any blank spaces with the information requested. The information requested on the Pricing Pages includes: Unit Price for one (1) gallon of paint, a Unit Price for five (5) gallons of paint, a Unit Price for each item listed under Section II Paint Tools, an Extended Total price for one (1) gallon of paint, an Extended Total price for five (5) gallons of paint, an Extended Total price for each paint tool, a total for all paint, a total for all tools, and a Grand Total for all items. Vendor should complete all columns as failure to complete the Pricing Pages in their entirety may result in Vendor's bid being disqualified.

**4.2.2 Pricing Page Calculations.** The Pricing Pages require Vendor to insert a unit price for one (1) gallon of paint, a unit price for five (5) gallons of paint, and a unit price for Each paint tool. That information, along with information that is already included on the Pricing Pages will be used to calculate the total price for one (1) gallon of paint, a total price for five (5) gallons of paint, a total price for Each paint tool, a total for all paint, a total for all tools, and a Grand Total. If Vendor completes the Pricing Pages electronically using the Microsoft Excel version from the Purchasing Division, these calculations will be automatically completed. However, it is the vendor's responsibility to ensure the calculation for their bid is correct before submitting.

- i. **Total Price for 1 Gallon** – Enter your Stock Number in Column 2; Enter the Unit Price (1 Gal.) in Column 6 then multiply by the Qty (1 Gal.) shown in Column 5. This will be your Extended Total for the 1 Gallon in Column 7.

REQUEST FOR QUOTATION  
CRFQ 0212 SWC2100000012  
Paint & Painting Tools & Supplies  
(PAINT21)

---

- ii. **Total Price for 5 Gallon Pail** – Enter your Stock Number in Column 2; Enter the Unit Price (5 Gal.) in Column 9 then multiply by the Qty (5 Gal. Pail) shown in Column 8. This will be your Extended Total for the 5 Gallon Pail in Column 10.
- iii. **Total for All Paint** – Enter costs of all 1 Gallon & 5 Gallon Pail Totals into the Total Paint box on the last page of the pricing page.
- iv. **Total for Paint Tools** – Enter your Stock Number in Column 2; enter the Unit Price in Column 5 then multiply by the Est. Qty shown in Column 4. This will be your Total for the Tools in Column 6.
- v. **Total for All Tools** – Enter costs of all Paint Tools into the Total Tools box on the last page of the pricing page.
- vi. **Total Bid Amount** – The Total Bid Amount will be the sum of the Total Paint box and the sum of the Total Tools box located on the last pricing page. This is the Total Bid Amount amount of your bid.

**4.2.3 Estimated Quantities Only.** The Pricing Pages contain a list of items and estimated unit quantity that will be purchased. The estimated quantity for each item represents the approximate volume of anticipated purchases only. No future use of the Contract or any individual item is guaranteed or implied.

**4.2.4 Correction of Errors.** Notwithstanding anything contained herein, the Purchasing Division may correct errors on the Pricing Pages. Vendor is strongly encouraged to electronically enter the information into the Pricing Pages to prevent errors in the evaluation.

**4.2.5 Electronic Version.** The Pricing Pages were created as a Microsoft Excel document and Vendor can request an electronic copy for bid purposes by sending an email request to the following address: [Mark.A.Atkins@wv.gov](mailto:Mark.A.Atkins@wv.gov)

REQUEST FOR QUOTATION  
CRFQ 0212 SWC2100000012  
Paint & Painting Tools & Supplies  
(PAINT21)

---

**5. ORDERING AND PAYMENT:**

**5.1 Ordering:** Vendor shall accept orders by regular mail, facsimile, e-mail, or any other written forms of communication. Vendor may, but is not required to, accept on-line orders through a secure internet ordering portal/website. If Vendor has the ability to accept on-line orders, it should include in its response a brief description of how Agencies may utilize the on-line ordering system. Any on-line ordering system must have the capability to restrict prices and available items to conform to the Catalog originally submitted with this RFQ. Vendor shall ensure that its on-line ordering system is properly secured prior to processing Agency orders on-line.

**5.1.1** All prices quoted must be FOB destination to the agency location.

**5.1.1.1** Minimum shipping amount for free delivery shall be **\$100.00.**

**5.1.2** The successful contractor shall supply color charts to all agencies as requested. The vendor shall maintain an adequate supply of color charts on hand to supply the agency needs. Failure to provide the requested color charts as required shall be grounds to cancel the contract.

**5.1.3** This contract is mandatory use for all orders more than **\$100.00.**

**5.1.3.1** Orders of **less than \$100.00** may be purchased from any local source by the agency to eliminate delivery charges if such local delivered purchase results in a savings.

**5.1.3.2** Issuing a series of requisitions or purchase orders to circumvent this limit (referred to as “Stringing”) is strictly prohibited and is in violation of Purchasing policy.

**5.2 Payment:** Vendor shall accept payment in accordance with the payment procedures of the State of West Virginia.

REQUEST FOR QUOTATION  
CRFQ 0212 SWC2100000012  
Paint & Painting Tools & Supplies  
(PAINT21)

---

**6. DELIVERY AND RETURN:**

**6.1 Delivery Time:** Vendor shall deliver standard orders within five (5) calendar days after orders are received. Vendor shall deliver emergency orders within two (2) calendar days after orders are received. Vendor shall ship all orders in accordance with the above schedule and shall not hold orders until a minimum delivery quantity is met.

**6.2 Late Delivery:** The Agency placing the order under this Contract must be notified in writing if orders will be delayed for any reason. Any delay in delivery that could cause harm to an Agency will be grounds for cancellation of the delayed order, and/or obtaining the items ordered from a third party.

Any Agency seeking to obtain items from a third party under this provision must first obtain approval of the Purchasing Division.

**6.3 Delivery Payment/Risk of Loss:** Standard order delivery shall be F.O.B. destination to the Agency's location. Vendor shall include the cost of standard order delivery charges in its bid pricing/discount and is not permitted to charge the Agency separately for such delivery. The Agency will pay delivery charges on all emergency orders provided that Vendor invoices those delivery costs as a separate charge with the original freight bill attached to the invoice.

**6.4 Return of Unacceptable Items:** If the Agency deems the Contract Items to be unacceptable, the Contract Items shall be returned to Vendor at Vendor's expense and with no restocking charge. Vendor shall either make arrangements for the return within five (5) days of being notified that items are unacceptable or permit the Agency to arrange for the return and reimburse Agency for delivery expenses. If the original packaging cannot be utilized for the return, Vendor will supply the Agency with appropriate return packaging upon request. All returns of unacceptable items shall be F.O.B. the Agency's location. The returned product shall either be replaced, or the Agency shall receive a full credit or refund for the purchase price, at the Agency's discretion.

REQUEST FOR QUOTATION  
CRFQ 0212 SWC2100000012  
Paint & Painting Tools & Supplies  
(PAINT21)

---

**6.5 Return Due to Agency Error:** Items ordered in error by the Agency will be returned for credit within 30 days of receipt, F.O.B. Vendor's location. Vendor shall not charge a restocking fee if returned products are in a resalable condition. Items shall be deemed to be in a resalable condition if they are unused and in the original packaging. Any restocking fee for items not in a resalable condition shall be the lower of the Vendor's customary restocking fee or 5% of the total invoiced value of the returned items.

**7. MISCELLANEOUS:**

**7.1 No Substitutions:** Vendor shall supply only Contract Items submitted in response to the RFQ unless a contract modification is approved in accordance with the provisions contained in this Contract.

**7.2 Vendor Supply:** Vendor must carry sufficient inventory of the Contract Items being offered to fulfill its obligations under this Contract. By signing its bid, Vendor certifies that it can supply the Contract Items contained in its bid response.

**7.3 Reports:** Vendor shall provide quarterly reports and annual summaries to the Agency showing the Agency's items purchased, quantities of items purchased, and total dollar value of the items purchased. Vendor shall also provide reports, upon request, showing the items purchased during the term of this Contract, the quantity purchased for each of those items, and the total value of purchases for each of those items. Failure to supply such reports may be grounds for cancellation of this Contract.

**7.4 Contract Manager:** During its performance of this Contract, Vendor must designate and maintain a primary contract manager responsible for overseeing Vendor's responsibilities under this Contract. The Contract manager must be available during normal business hours to address any customer service or other issues related to this Contract. Vendor should list its Contract manager and his or her contact information below.

**Contract Manager:** Chad Ustazewski

**Telephone Number:** 412-401-0202

**Fax Number:** 304-366-3968

**Email Address:** chad.ustazewski@ppg.com